



US00D448109B1

(12) **United States Design Patent**
Ichikawa

(10) **Patent No.:** **US D448,109 S**

(45) **Date of Patent:** **** Sep. 18, 2001**

(54) **POCKET ASHTRAY**

(75) Inventor: **Makoto Ichikawa**, Tokyo (JP)

(73) Assignee: **Modern Royal Kabushiki Kaisha**,
Tokyo (JP)

(**) Term: **14 Years**

(21) Appl. No.: **29/133,354**

(22) Filed: **Nov. 29, 2000**

(30) **Foreign Application Priority Data**

May 30, 2000 (HK) 0010669

(51) **LOC (7) Cl.** **27-03**

(52) **U.S. Cl.** **D27/102; D27/189**

(58) **Field of Search** **D27/102, 135,**
D27/189; 131/231, 235.1, 242; 206/236,
246

(56) **References Cited**

U.S. PATENT DOCUMENTS

- D. 114,760 * 5/1939 Johnson D27/189
- D. 144,278 * 3/1946 Wohl D27/189
- D. 157,884 * 3/1950 McNair D27/135
- 4,052,179 * 10/1977 Kirk 131/235.1

6,070,591 * 6/2000 Bryer 206/246 X

* cited by examiner

Primary Examiner—Alan P. Douglas

Assistant Examiner—Jennifer Rivard

(74) *Attorney, Agent, or Firm*—Larson & Taylor PLC

(57) **CLAIM**

The ornamental design for a pocket ashtray, as shown and described.

DESCRIPTION

FIG. 1 is front view of a pocket ashtray according to the present invention.

FIG. 2 is a top view of the pocket ashtray depicted in FIG. 1.

FIG. 3 is a right side view of the pocket ashtray depicted in FIG. 1.


FIG. 4 is a left side view of the pocket ashtray depicted in FIG. 1.

FIG. 5 is a bottom view of the pocket ashtray depicted in FIG. 1.

FIG. 6 is rear view of the pocket ashtray depicted in FIG. 1; and,

FIG. 7 is a perspective front, bottom and right side view of the pocket ashtray depicted in FIG. 1.

1 Claim, 3 Drawing Sheets



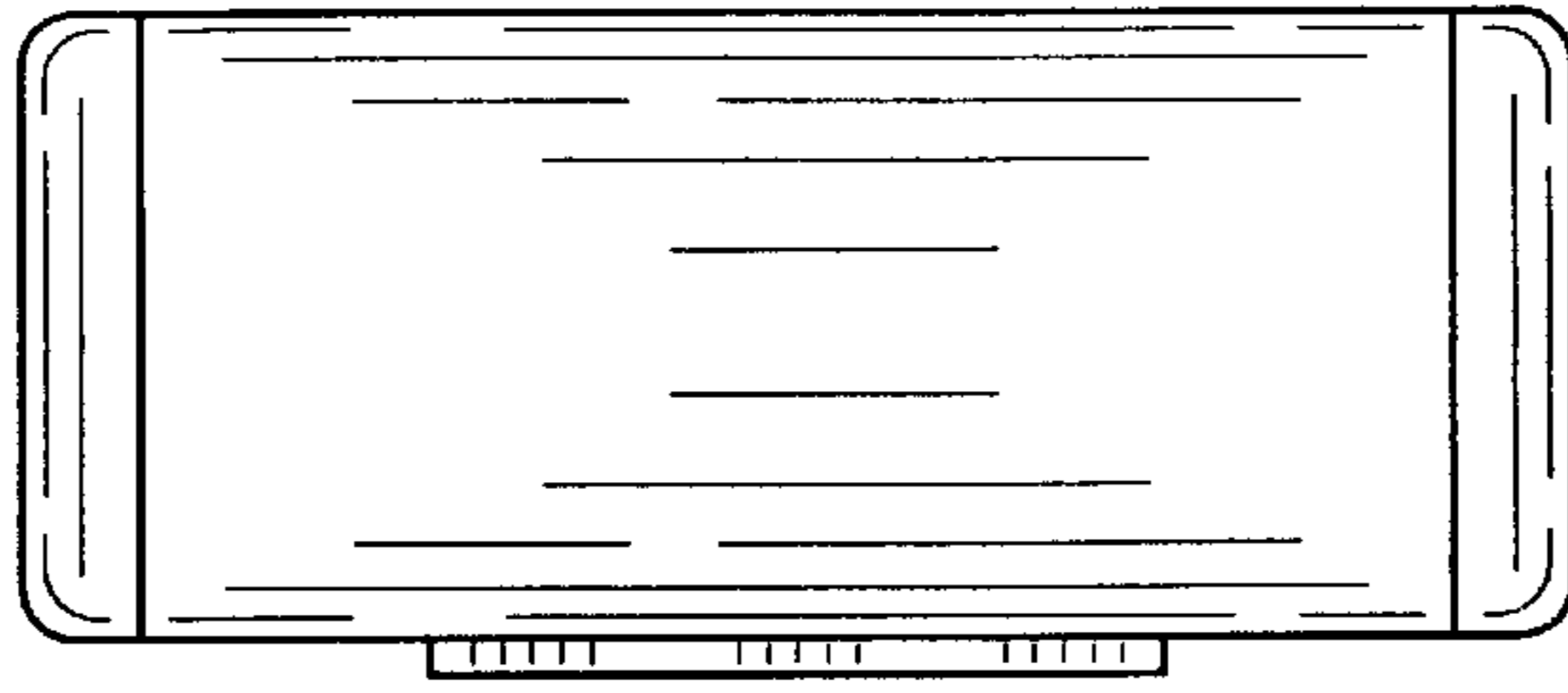


FIG. 2




FIG. 1




FIG. 5

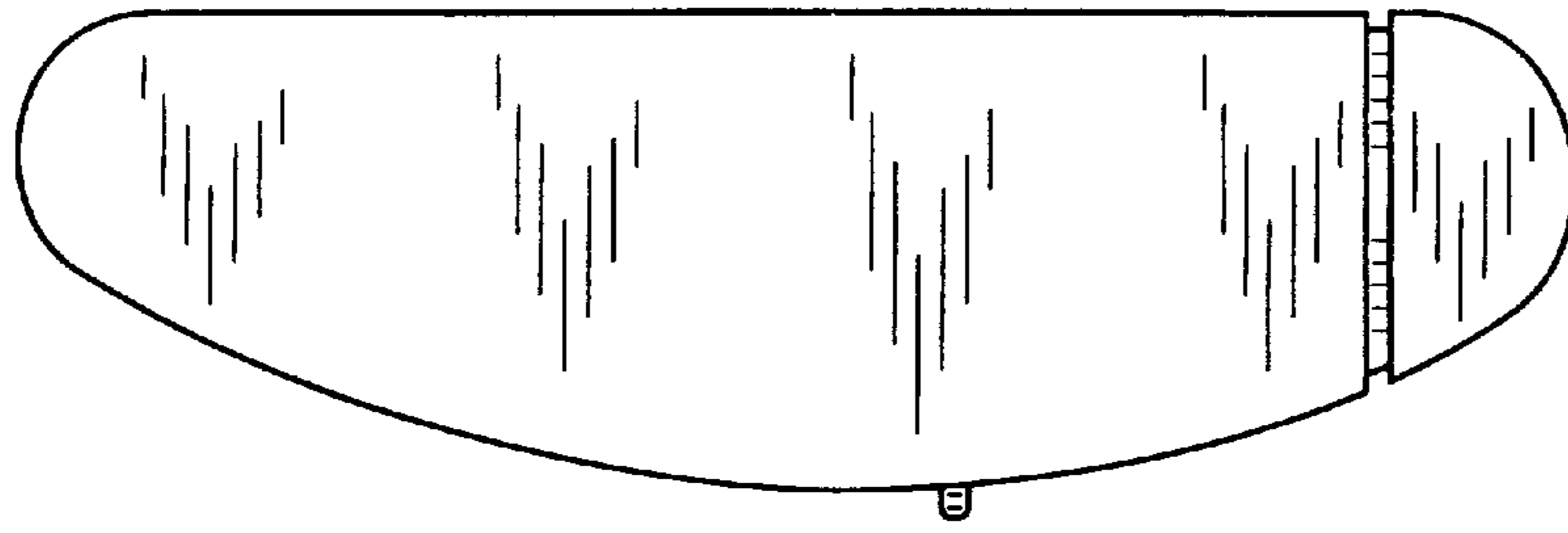


FIG. 3




FIG. 6

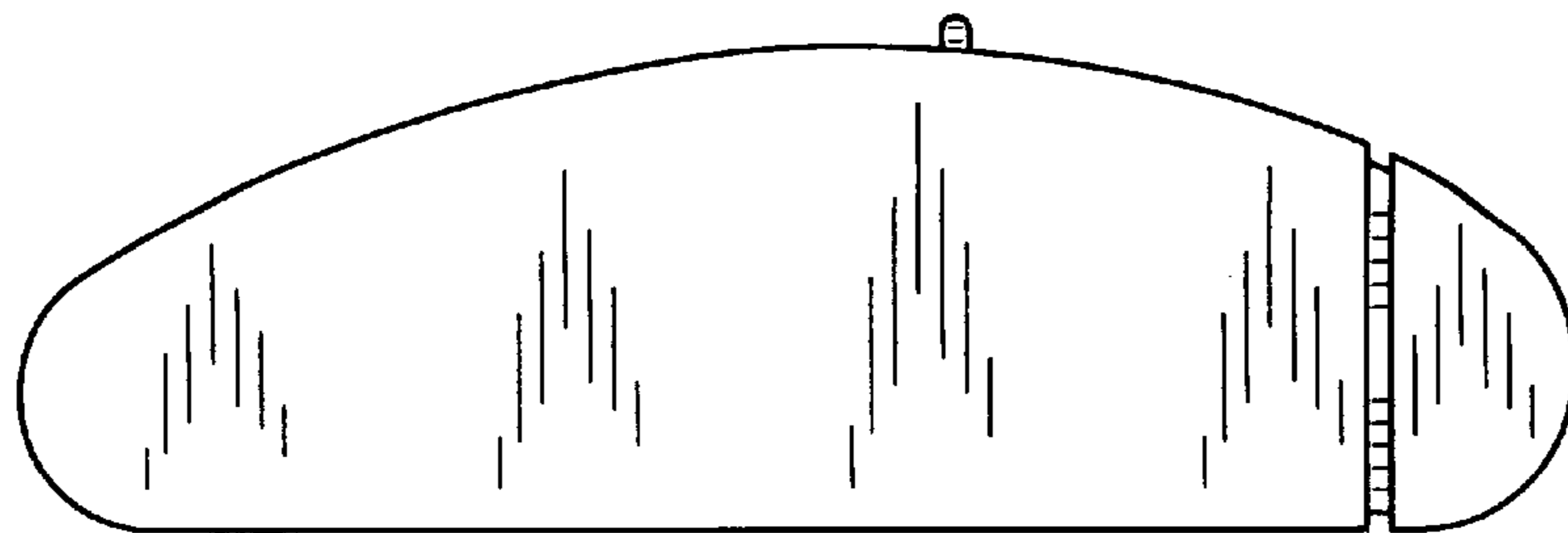


FIG. 4




FIG. 7