



US00D448047B1

(12) **United States Design Patent**
Lewis, Jr.

(10) **Patent No.:** **US D448,047 S**

(45) **Date of Patent:** **** Sep. 18, 2001**

(54) **NEEDLE PEN**

(75) **Inventor:** **Charles Richard Lewis, Jr., Palo Alto, CA (US)**

(73) **Assignee:** **Avery Dennison Corporation, Pasadena, CA (US)**

(**) **Term:** **14 Years**

(21) **Appl. No.:** **29/135,424**

(22) **Filed:** **Jan. 11, 2001**

(51) **LOC (7) Cl.** **19-06**

(52) **U.S. Cl.** **D19/47; D19/51; D19/56; D19/48; D19/49**

(58) **Field of Search** **D19/35, 36, 41-46, D19/47-51, 53-58, 81-85; 401/6, 7, 88, 99, 100, 103-106, 109-112, 116, 209**

(56) **References Cited**

U.S. PATENT DOCUMENTS

- D. 179,053 * 10/1956 Baker D19/51
- D. 190,349 * 5/1961 Doman D19/51
- D. 294,281 * 2/1988 Song D19/47
- D. 324,238 * 2/1992 Nitta D19/49

- D. 339,606 * 9/1993 Podobrin D19/43
- 360,298 * 3/1887 Hewitt 401/88 X
- D. 414,202 * 9/1999 Beneyto D19/47
- D. 425,559 * 5/2000 Beneyto D19/51
- D. 433,705 * 11/2000 Kohlhase D19/51
- D. 438,566 * 3/2001 Nagel D19/51

* cited by examiner

Primary Examiner—Martie K. Holtje

(74) *Attorney, Agent, or Firm*—Oppenheimer Wolff & Donnelly LLP

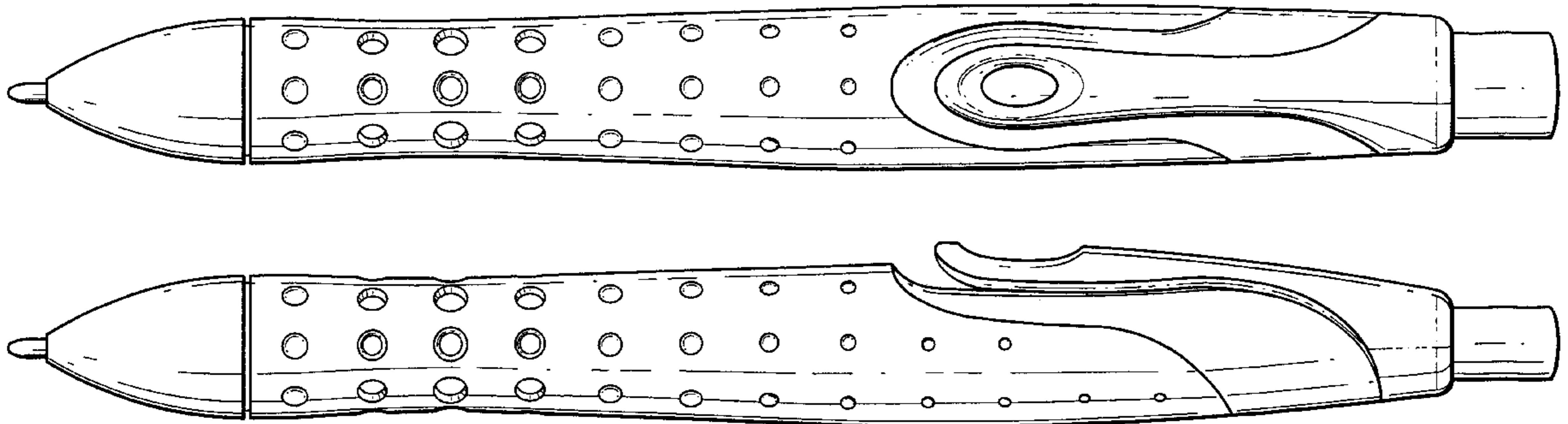
(57) **CLAIM**

The ornamental design for a needle pen, as shown and described.

DESCRIPTION

FIG. 1 is a front elevational view of our design;
 FIG. 2 is a left elevational view of our design; and a right elevational view being the mirror image of the left elevational view;
 FIG. 3 is a rear elevational view of our design;
 FIG. 4 is a bottom view of our design; and,
 FIG. 5 is a top view of our design.

1 Claim, 1 Drawing Sheet



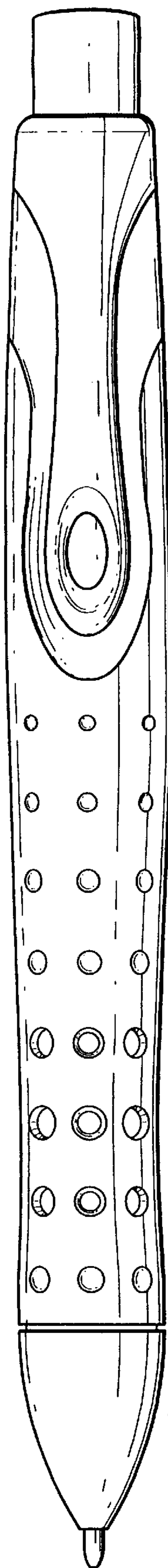


FIG. 1

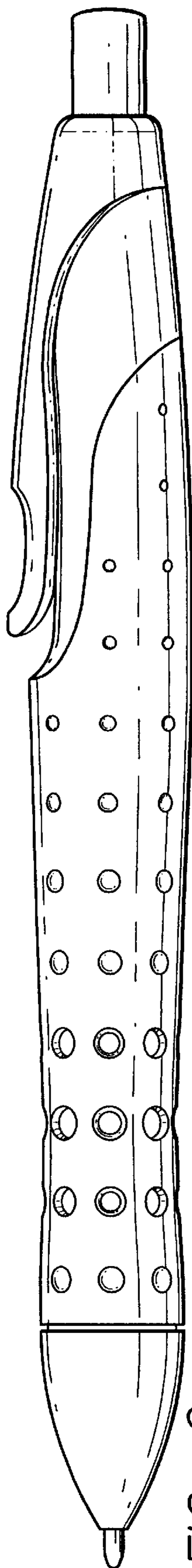


FIG. 2

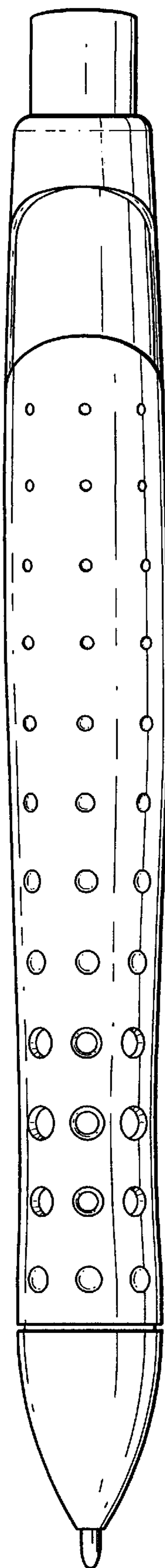


FIG. 3

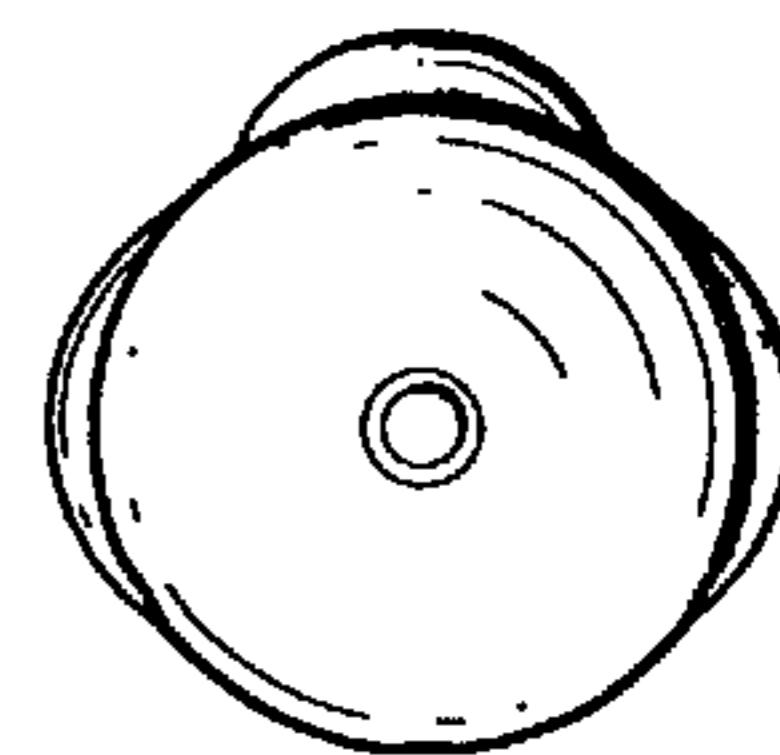


FIG. 4

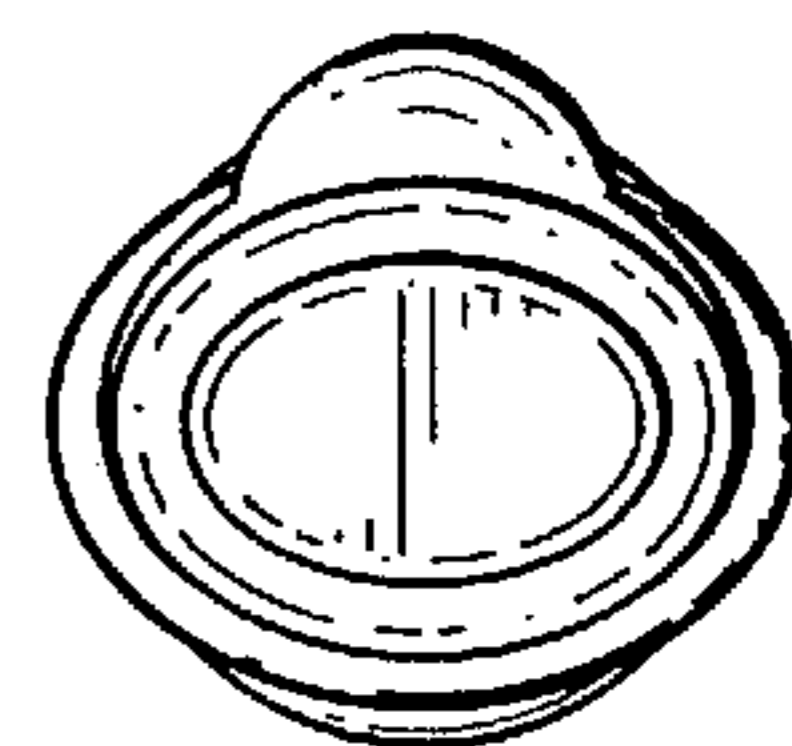


FIG. 5