



US00D448013B1

(12) **United States Design Patent**  
**Takahashi et al.**

(10) **Patent No.:** **US D448,013 S**

(45) **Date of Patent:** **\*\* Sep. 18, 2001**

(54) **DIGITAL AUDIO DISC PLAYER**

D. 427,989 \* 7/2000 Ito et al. .... D14/156  
5,859,828 \* 1/1999 Ishibashi ..... 369/77.1

(75) Inventors: **Yoichi Takahashi**, Kyoto; **Yutaka Negishi**, Osaka, both of (JP)

**FOREIGN PATENT DOCUMENTS**

1009507 5/1998 (JP) .

(73) Assignee: **Matsushita Electric Industrial Co., Ltd.**, Osaka (JP)

\* cited by examiner

(\*\*) Term: **14 Years**

*Primary Examiner*—Nanda Bondade

(21) Appl. No.: **29/133,378**

(74) *Attorney, Agent, or Firm*—Christensen O'Connor Johnson Kindness PLLC

(22) Filed: **Nov. 29, 2000**

(57) **CLAIM**

(30) **Foreign Application Priority Data**

The ornamental design for a digital audio disc player, as shown and described.

May 31, 2000 (JP) ..... 12-014508

**DESCRIPTION**

(51) **LOC (7) Cl.** ..... **14-01**

FIG. 1 is a perspective view of the top, front and right side of a digital audio disc player showing our new design;

(52) **U.S. Cl.** ..... **D14/156**

FIG. 2 is a front view thereof;

(58) **Field of Search** ..... D14/135, 136, D14/156, 157, 160-162, 167, 168, 188, 197-198, 257, 258; 369/75.1, 75.2, 77.1, 77.2

FIG. 3 is a rear view thereof;

FIG. 4 is a left side view thereof;

FIG. 5 is a right side view thereof;

FIG. 6 is a top plan view thereof;

FIG. 7 is a bottom view thereof; and,


FIG. 8 is a perspective view of the top, front and right side thereof with the lid in open condition.

(56) **References Cited**


**U.S. PATENT DOCUMENTS**

D. 340,716 \* 10/1993 Ito et al. .... D14/156  
D. 423,008 \* 4/2000 Shintani ..... D14/156 X  
D. 427,579 \* 7/2000 Ito et al. .... D14/156


**1 Claim, 8 Drawing Sheets**








*Fig. 1.*




*Fig. 2.*




*Fig. 3.*





*Fig. 4.*




*Fig. 5.*





*Fig. 6.*





*Fig. 7.*





*Fig. 8.*