



US00D447993B1

(12) **United States Design Patent**  
**Neeper**

(10) **Patent No.:** **US D447,993 S**

(45) **Date of Patent:** **\*\* Sep. 18, 2001**

(54) **VEHICLE-WHEEL FRONT FACE**

(75) **Inventor:** **Mark D. Neeper, Denver, CO (US)**

(73) **Assignee:** **Mobile Hi-Tech Wheels, Torrance, CA (US)**

(\*\*) **Term:** **14 Years**

(21) **Appl. No.:** **29/143,281**

(22) **Filed:** **Jun. 11, 2001**

(51) **LOC (7) Cl.** ..... **12-16**

(52) **U.S. Cl.** ..... **D12/211**

(58) **Field of Search** ..... **D12/204-211;**  
**301/37.1, 64.1, 65**

- D. 419,945 \* 2/2000 Hartanto ..... D12/211
- D. 421,417 \* 3/2000 Weidhase ..... D12/209
- D. 427,130 \* 6/2000 Johnson ..... D12/211
- D. 432,974 \* 10/2000 Jablonski ..... D12/211
- D. 438,501 \* 3/2001 Noriega ..... D12/209

\* cited by examiner

*Primary Examiner*—Stacia Cadmus

(74) *Attorney, Agent, or Firm*—Christie, Parker & Hale, LLP

(57) **CLAIM**

The ornamental design for a vehicle-wheel front face, as shown and described.

**DESCRIPTION**

FIG. 1 is a perspective view of a vehicle-wheel front face according to my new design;

FIG. 2 is a front elevational view thereof; and,

FIG. 3 is a side elevational view thereof, taken from the left side of FIG. 2.


Portions of the wheel depicted in broken line are for illustrative purposes only, and form no part of the claimed design.

**1 Claim, 3 Drawing Sheets**

(56) **References Cited**

**U.S. PATENT DOCUMENTS**

- D. 375,076 \* 10/1996 Cattaneo ..... D12/211
- D. 392,236 \* 3/1998 Noriega ..... D12/209
- D. 392,611 \* 3/1998 Echazabal et al. .... D12/211
- D. 407,056 \* 3/1999 Hodges et al. .... D12/211
- D. 409,552 \* 5/1999 Chung ..... D12/211
- D. 412,692 \* 8/1999 Hussaini ..... D12/209
- D. 416,532 \* 11/1999 Cullen ..... D12/209



*FIG. 1*

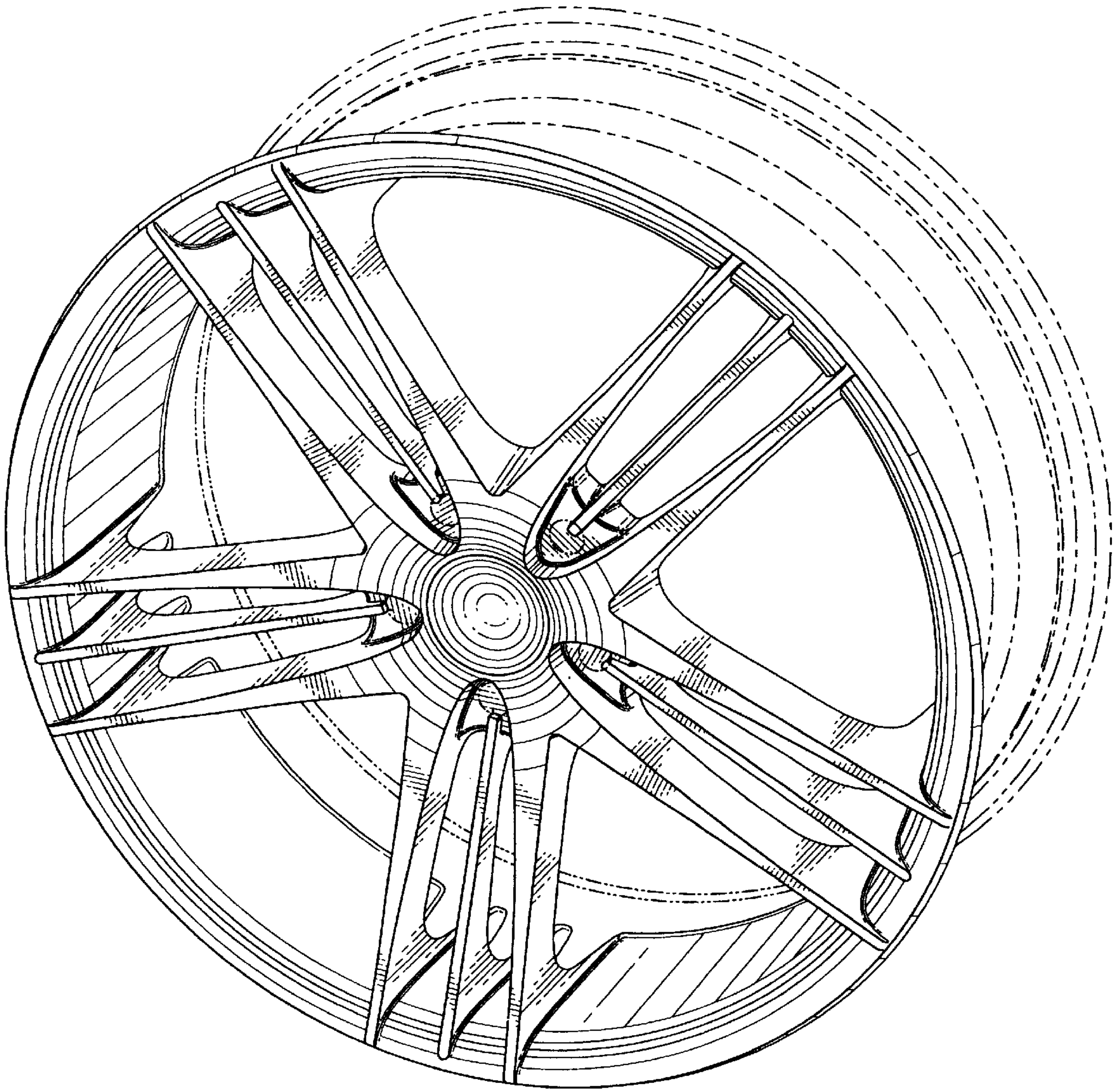





FIG. 2



*FIG. 3*

