



US00D447985B1

(12) **United States Design Patent**  
**Ino et al.**

(10) **Patent No.:** **US D447,985 S**

(45) **Date of Patent:** **\*\* Sep. 18, 2001**

(54) **MOTORCYCLE**

(75) Inventors: **Seiichi Ino**, Kakogawa; **Takumi Uemoto**, Kobe, both of (JP)

(73) Assignee: **Kawasaki Jukogyo Kabushiki Kaisha**, Hyogo (JP)

(\*\*) Term: **14 Years**

(21) Appl. No.: **29/101,526**

(22) Filed: **Mar. 5, 1999**

(30) **Foreign Application Priority Data**

Sep. 14, 1998 (JP) ..... 10-26347

(51) **LOC (7) Cl.** ..... **12-11**

(52) **U.S. Cl.** ..... **D12/110**

(58) **Field of Search** ..... D12/110; 180/219;  
280/87.021

(56) **References Cited**

**U.S. PATENT DOCUMENTS**

D. 333,806 \* 3/1993 Davidson ..... D12/110

D. 388,746 \* 1/1998 Davidson et al. .... D12/110  
D. 390,889 \* 2/1998 Ferre ..... D21/538  
D. 392,601 \* 3/1998 Ban et al. .... D12/110  
D. 401,892 \* 12/1998 Sugimoto ..... D12/110  
4,809,800 \* 3/1989 Suzuki ..... 180/219

\* cited by examiner

*Primary Examiner*—Alan P. Douglas

*Assistant Examiner*—Linda Brooks

(57) **CLAIM**

The ornamental design for a motorcycle, as shown and described.

**DESCRIPTION**

FIG. 1 is a front view of a motorcycle showing our new design;

FIG. 2 is a rear view;


FIG. 3 is a right side view;


FIG. 4 is a left side view;

FIG. 5 is a top view; and,


FIG. 6 is a bottom view.

**1 Claim, 3 Drawing Sheets**





*FIG. 1*



*FIG. 2*




FIG. 3




FIG. 4

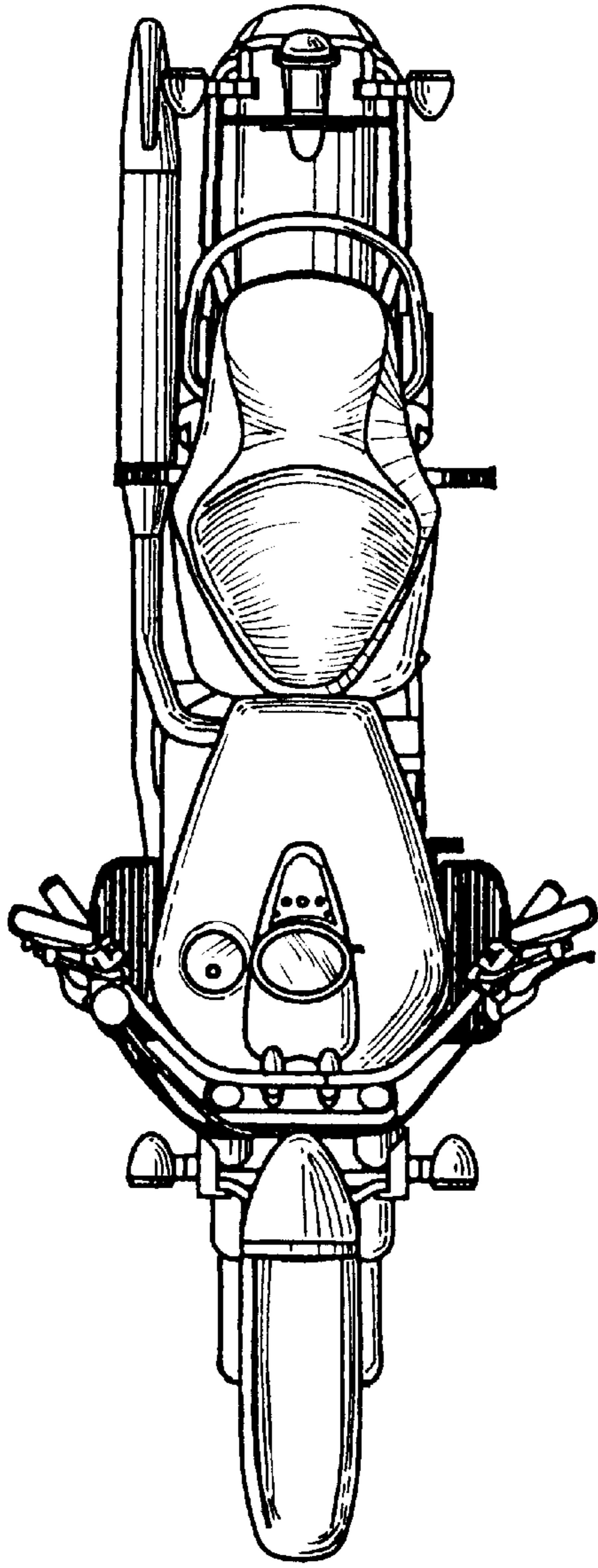


FIG. 5

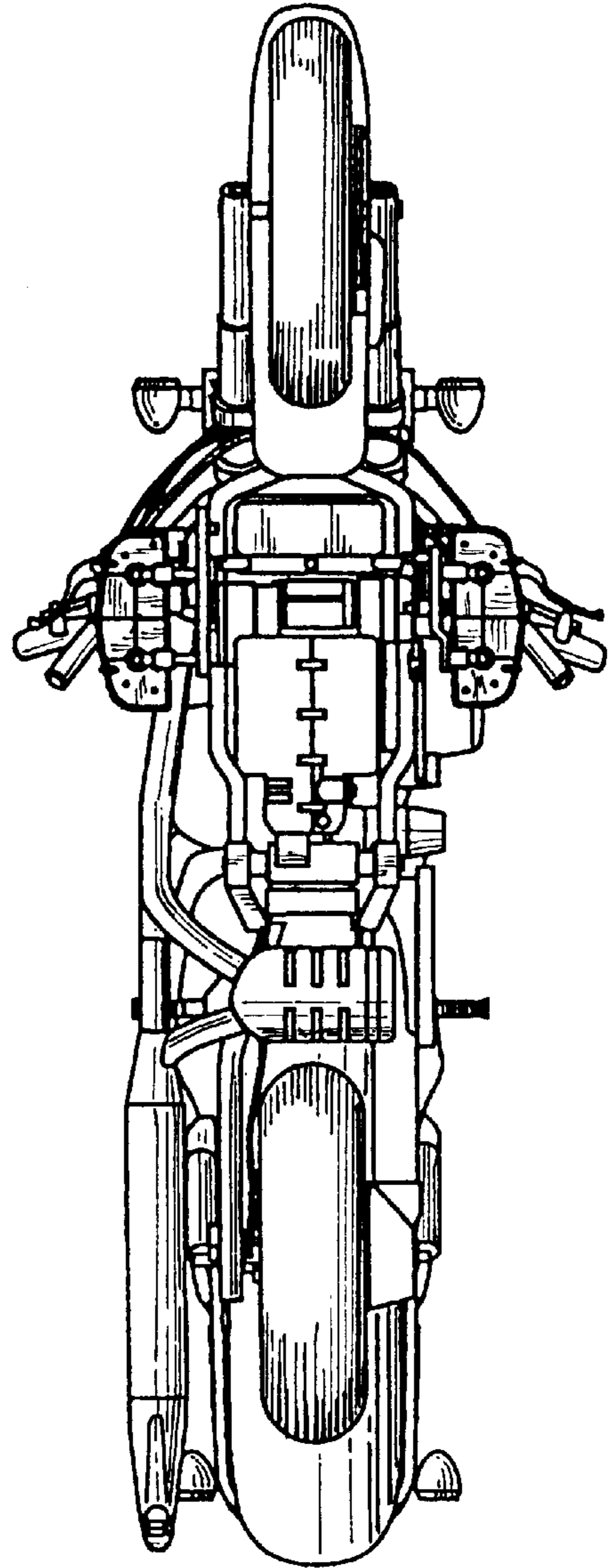


FIG. 6