



US00D447984B1

(12) **United States Design Patent**  
**Uchino et al.**

(10) **Patent No.:** **US D447,984 S**

(45) **Date of Patent:** **\*\* Sep. 18, 2001**

(54) **AUTOMOBILE**

(75) **Inventors:** **Hideaki Uchino; Masashi Shimada,**  
both of Wako (JP)

(73) **Assignee:** **Honda Giken Kogyo Kabushiki**  
**Kaisha, Tokyo (JP)**

(\*\*) **Term:** **14 Years**

(21) **Appl. No.:** **29/133,068**

(22) **Filed:** **Nov. 22, 2000**

(30) **Foreign Application Priority Data**

May 22, 2000 (JP) ..... 12-013409

(51) **LOC (7) Cl.** ..... **12-08**

(52) **U.S. Cl.** ..... **D12/92**

(58) **Field of Search** ..... **D12/90-92; 296/185**

(56) **References Cited**

**U.S. PATENT DOCUMENTS**

- D. 347,806 6/1994 Kurosu et al. .
- D. 397,962 9/1998 Herner et al. .

- D. 402,232 \* 12/1998 Hayauchi et al. .... D12/92
- D. 407,350 3/1999 Crain .
- D. 437,257 \* 2/2001 Hsu et al. .... D12/92
- D. 438,492 \* 3/2001 Nishihata et al. .... D12/92

\* cited by examiner

*Primary Examiner*—Melody N. Brown

(74) *Attorney, Agent, or Firm*—Armstrong, Westerman,  
Hattori, McLeland & Naughton, LLP

(57) **CLAIM**

The ornamental design for, an automobile, as shown and described.

**DESCRIPTION**

FIG. 1 is a front view of an automobile showing our new design;

FIG. 2 is a rear view thereof;

FIG. 3 is a left side view thereof;

FIG. 4 is a right side view thereof;

FIG. 5 is a top plan view thereof;

FIG. 6 is a right front perspective view of thereof; and,

FIG. 7 is a right rear perspective view thereof.

**1 Claim, 3 Drawing Sheets**




Fig. 1




Fig. 2




Fig. 3

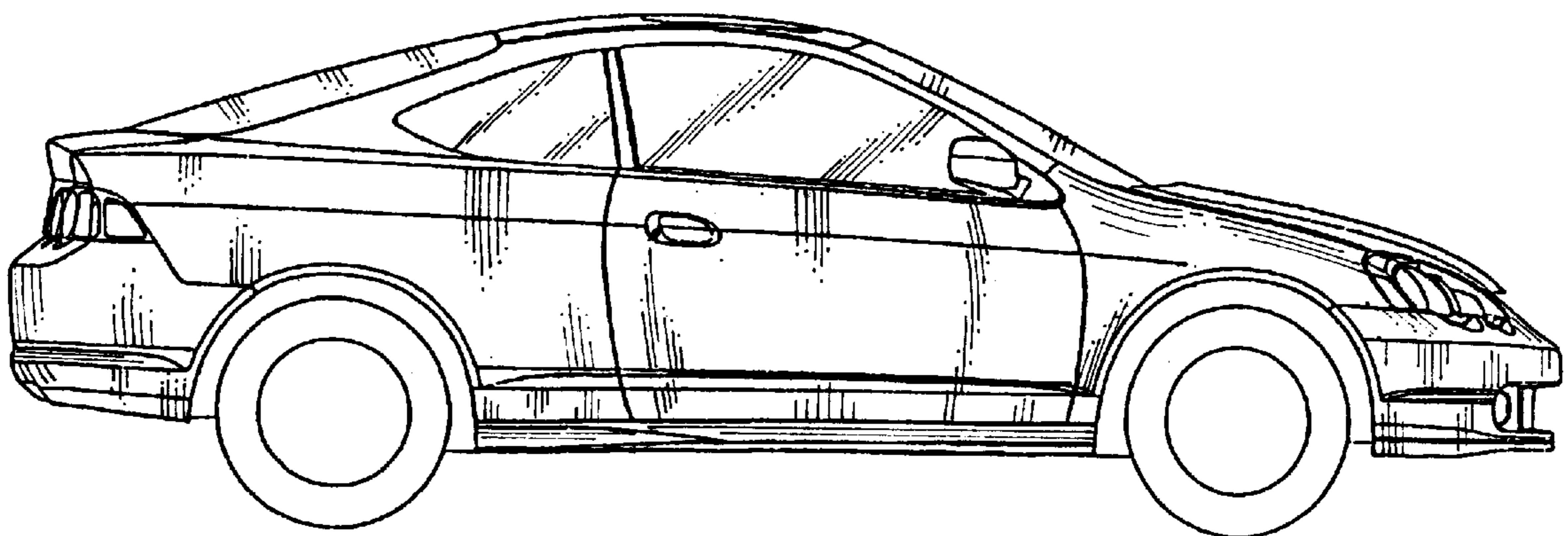


Fig. 4

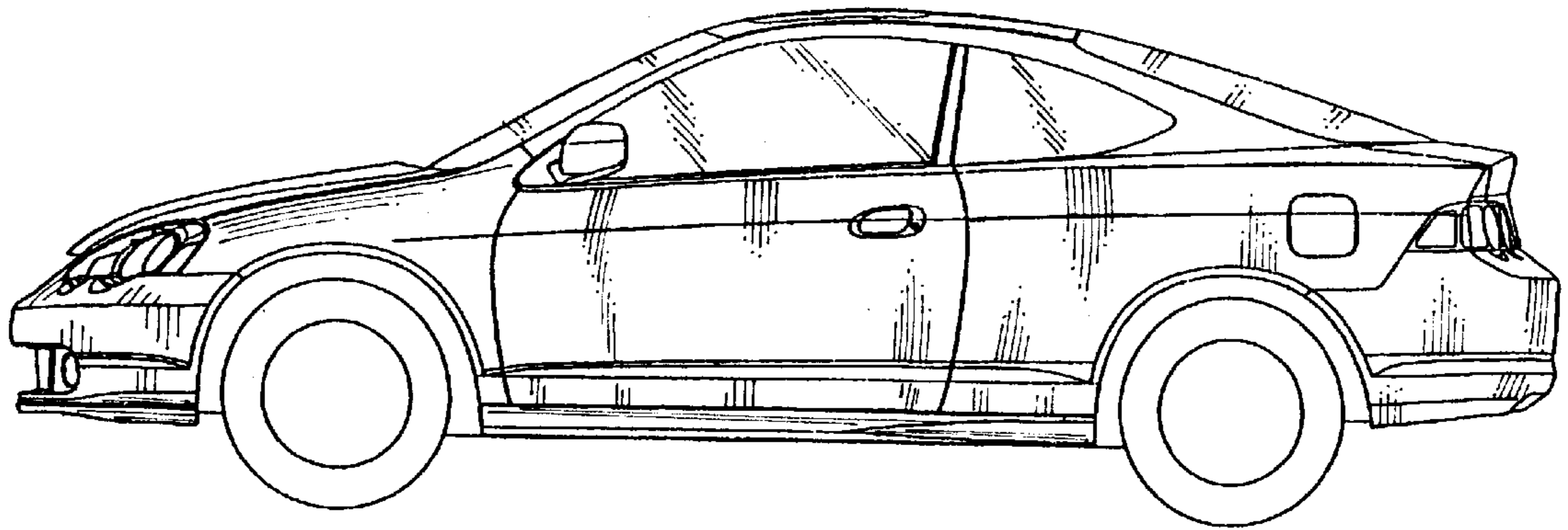


Fig. 5

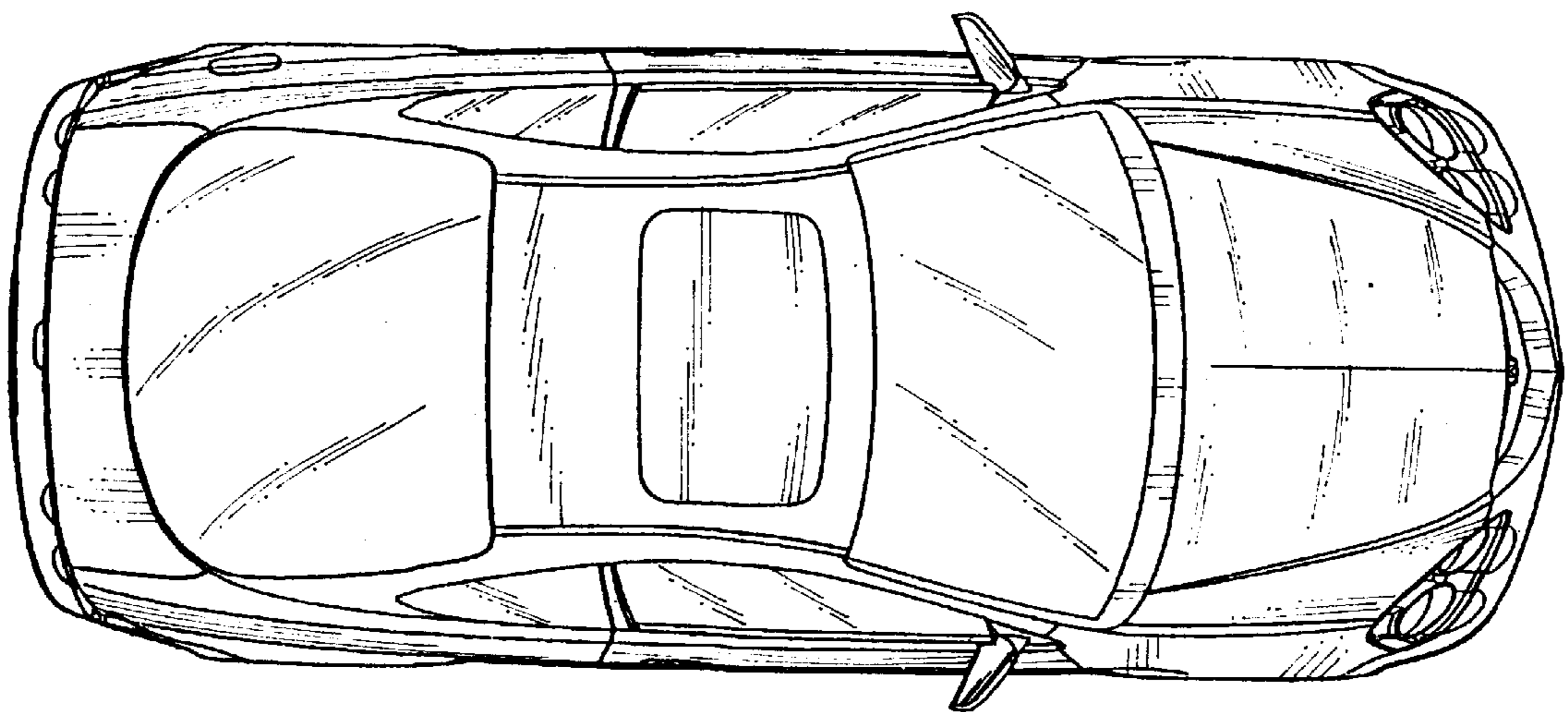


Fig. 6




Fig. 7

