



US00D447978B1

(12) **United States Design Patent**  
**Stern**

(10) **Patent No.:** **US D447,978 S**

(45) **Date of Patent:** **\*\* Sep. 18, 2001**

(54) **DIAMOND**

(75) Inventor: **Michel Stern**, Antwerp (BE)

(73) Assignee: **Pluczenik Diamond Company N.V.**,  
Antwerp (BE)

(\*\*) Term: **14 Years**

(21) Appl. No.: **29/131,306**

(22) Filed: **Oct. 19, 2000**

(51) **LOC (7) Cl.** ..... **11-01**

(52) **U.S. Cl.** ..... **D11/90**

(58) **Field of Search** ..... D11/1, 2, 89-90,  
D11/26-28, 35-36, 40, 43; 63/15, 26, 28,  
32; 125/30.01

D. 373,741	9/1996	Nehta .	
D. 382,225	8/1997	Yuan .	
D. 382,506	8/1997	Cohen .	
D. 400,818	11/1998	Rams .	
D. 405,024 *	2/1999	Katz .....	D11/90
D. 411,133	6/1999	Alvarado .	
D. 412,136	7/1999	Namdar et al. .	
D. 414,133	9/1999	Parker .	
D. 415,712	10/1999	Tolkowsky .	
D. 416,511	11/1999	Rams .	
D. 419,104	1/2000	Ceulemans .	
D. 434,690	12/2000	Vered .	
809,531	1/1906	Schenck .	
2,340,659	1/1944	Goldstein .	
3,286,486	11/1966	Huisman et al. .	
3,394,692 *	7/1968	Sirakian .....	125/30.01
3,763,665	10/1973	Polakiewicz .	
3,788,097	1/1974	Elbe .	
4,306,427	12/1981	Urban .	
5,533,364 *	7/1996	Freilich .....	63/32

(56) **References Cited**

**U.S. PATENT DOCUMENTS**

D. 39,632	10/1908	Schenok .	
D. 55,513	6/1920	Heller .	
D. 56,977	1/1921	Korper .	
D. 59,234	10/1921	Kraus .	
D. 59,235	10/1921	Kraus .	
D. 137,163	2/1944	Goldstein .	
D. 140,283	2/1945	Heller .	
D. 141,258	5/1945	Fine .	
D. 141,259	5/1945	Fine .	
D. 143,470	1/1946	Fine .	
D. 143,471	1/1946	Fine .	
D. 204,199	3/1966	Westreich .	
D. 217,634	5/1970	Bodner .	
D. 286,387	10/1986	Ishida .	
D. 286,388	10/1986	Ishida .	
D. 287,232	12/1986	Ishida .	
D. 311,881	11/1990	Cohen et al. .	
D. 316,984	5/1991	Cohen .	
D. 327,452	6/1992	Akselrod .	
D. 333,108	2/1993	Akselrod .	
D. 337,544	7/1993	Cohen .	
D. 348,413	7/1994	Grossbard .	
D. 354,014 *	1/1995	Cohen .....	D11/90
D. 366,628	1/1996	Grossbard .	

**OTHER PUBLICATIONS**

244/00, Rosy Blue, no date.

\* cited by examiner

*Primary Examiner*—Ralf Seifert

(74) *Attorney, Agent, or Firm*—Diller, Ramik & Wight

(57) **CLAIM**

The ornamental design for a diamond, as shown and described.

**DESCRIPTION**

FIG. 1 is a side perspective view partially from the top of my new design,  
FIG. 2 is a side perspective view partially from the bottom and rotated relative to FIG. 1,  
FIG. 3 is a side elevational view,  
FIG. 4 is a top plan view,  
FIG. 5 is a bottom plan view; and,  
FIG. 6 is an end elevational view.

**1 Claim, 1 Drawing Sheet**

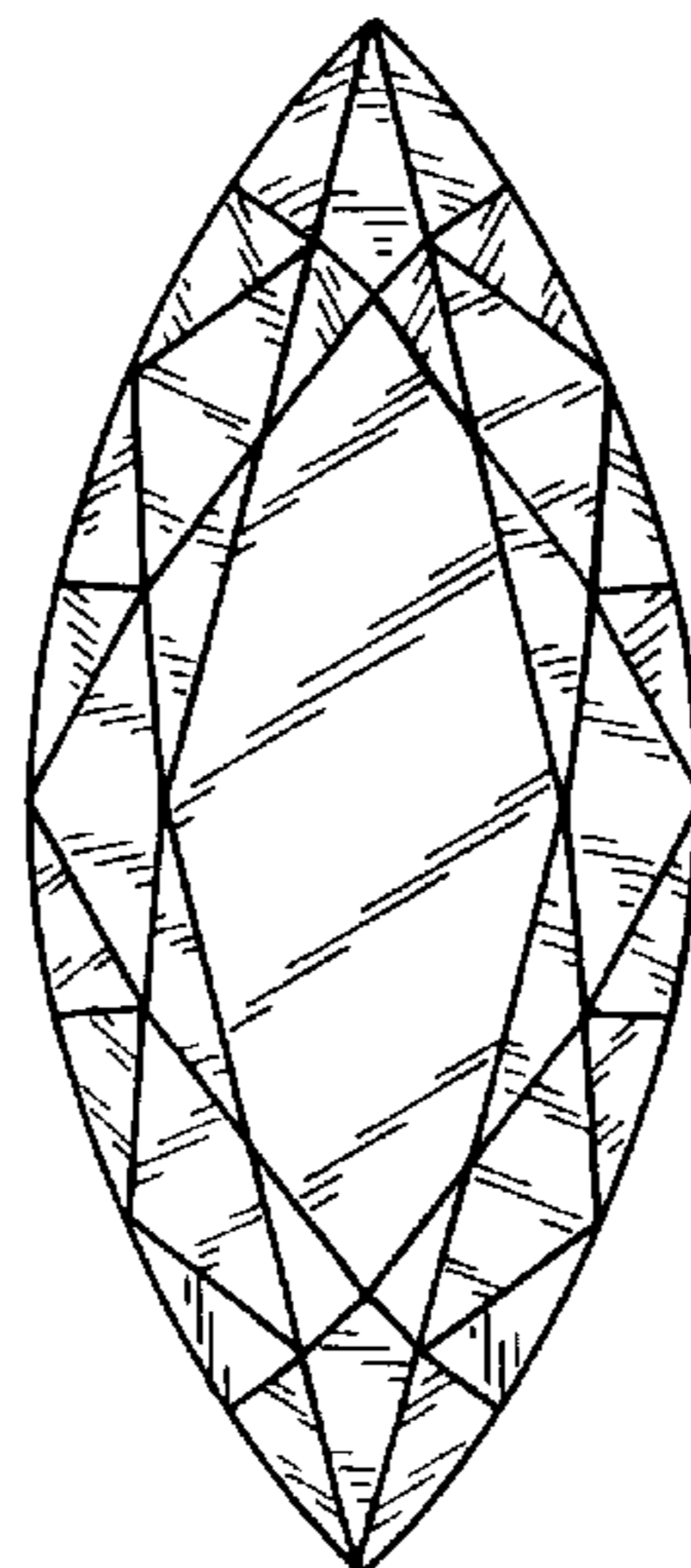


FIG. 1

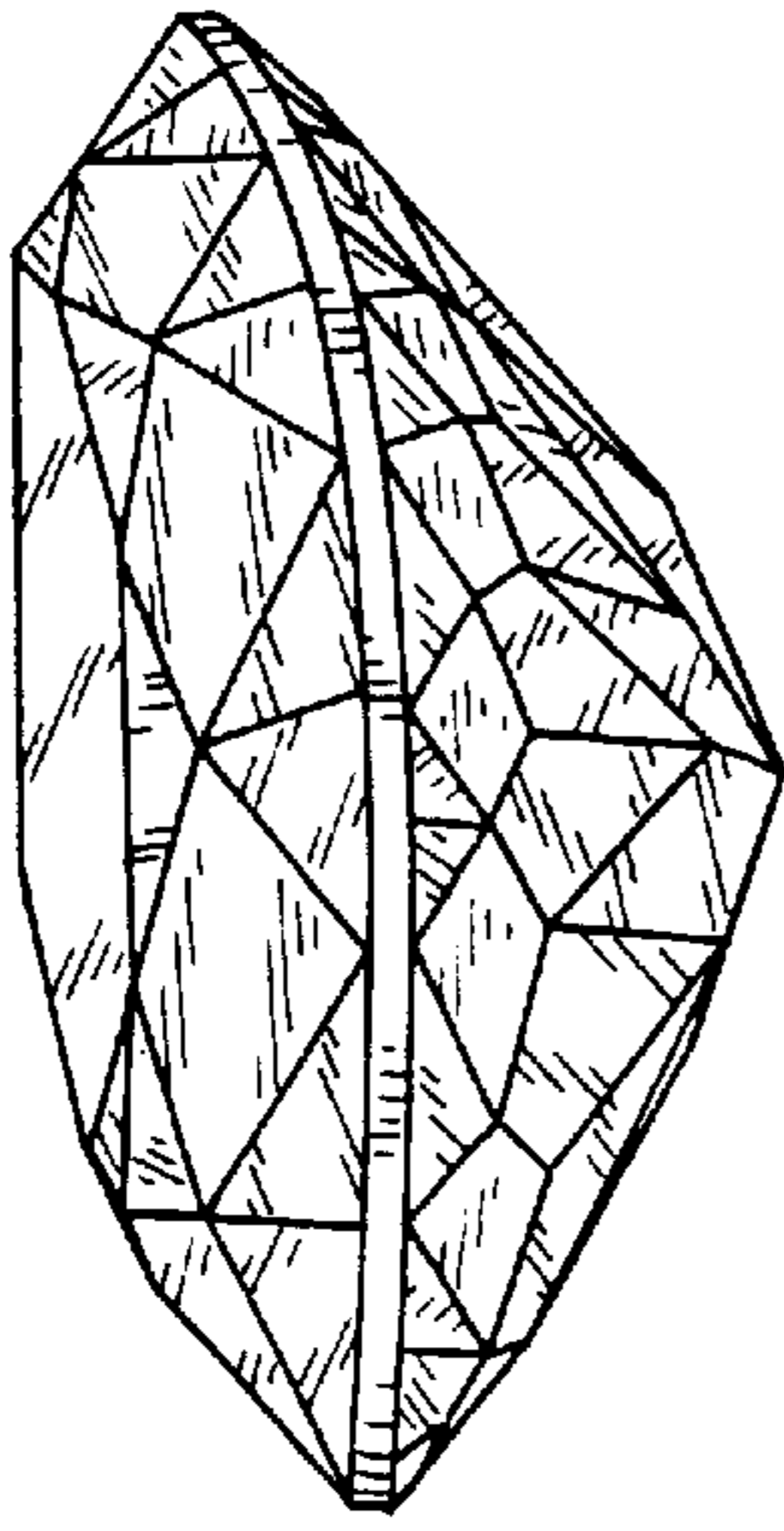


FIG. 2

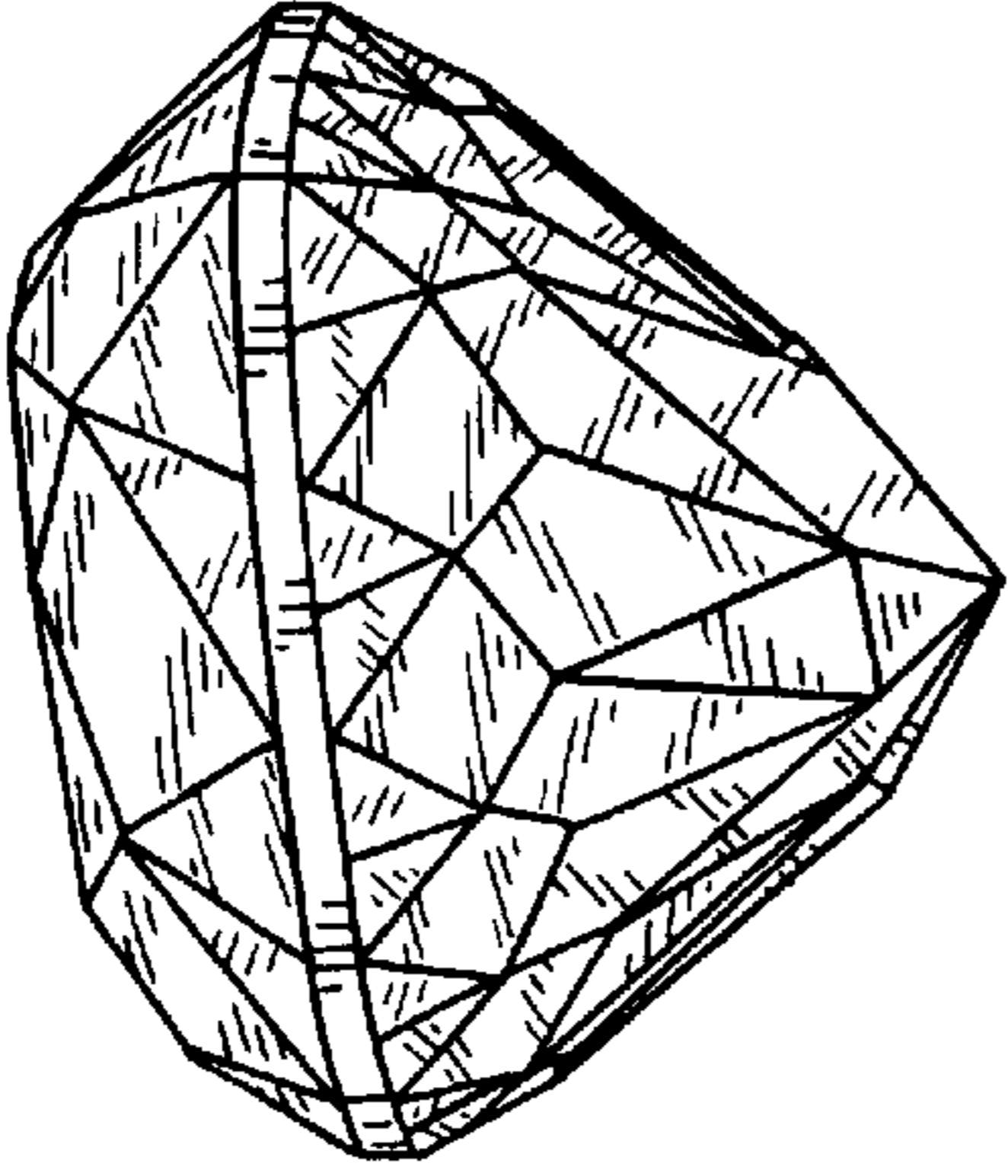


FIG. 3

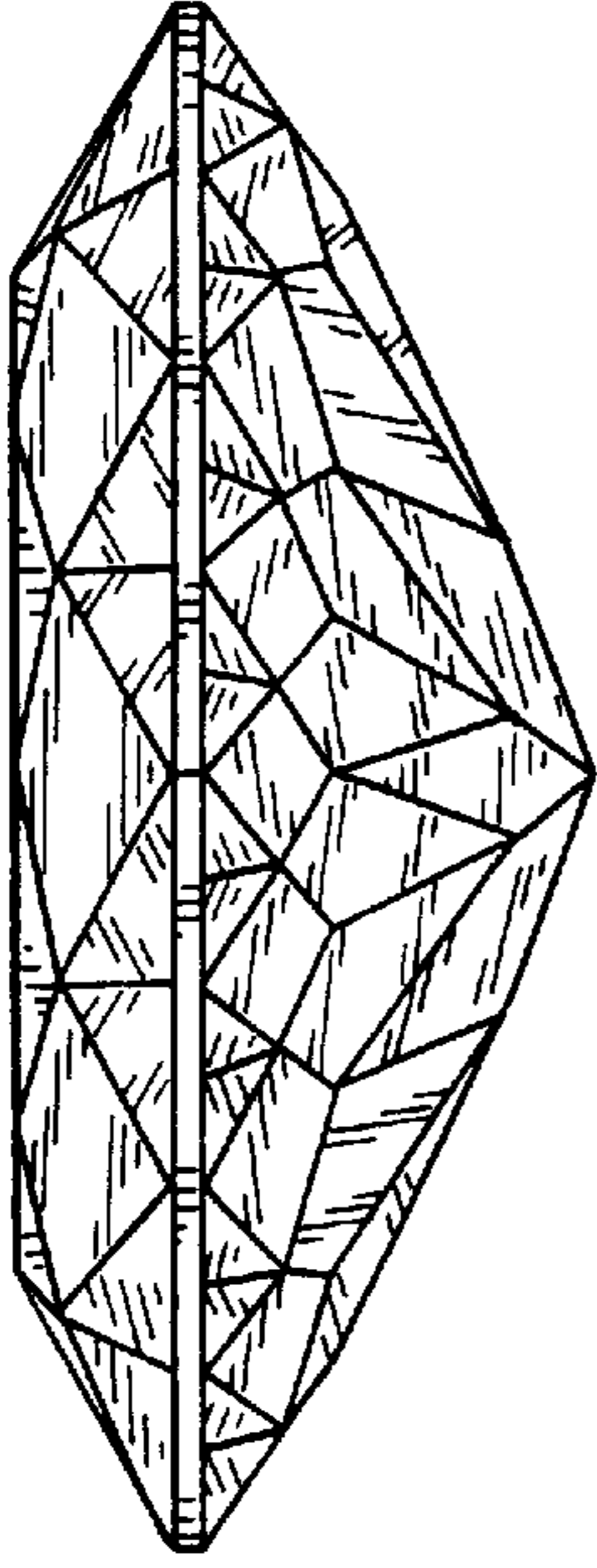


FIG. 6

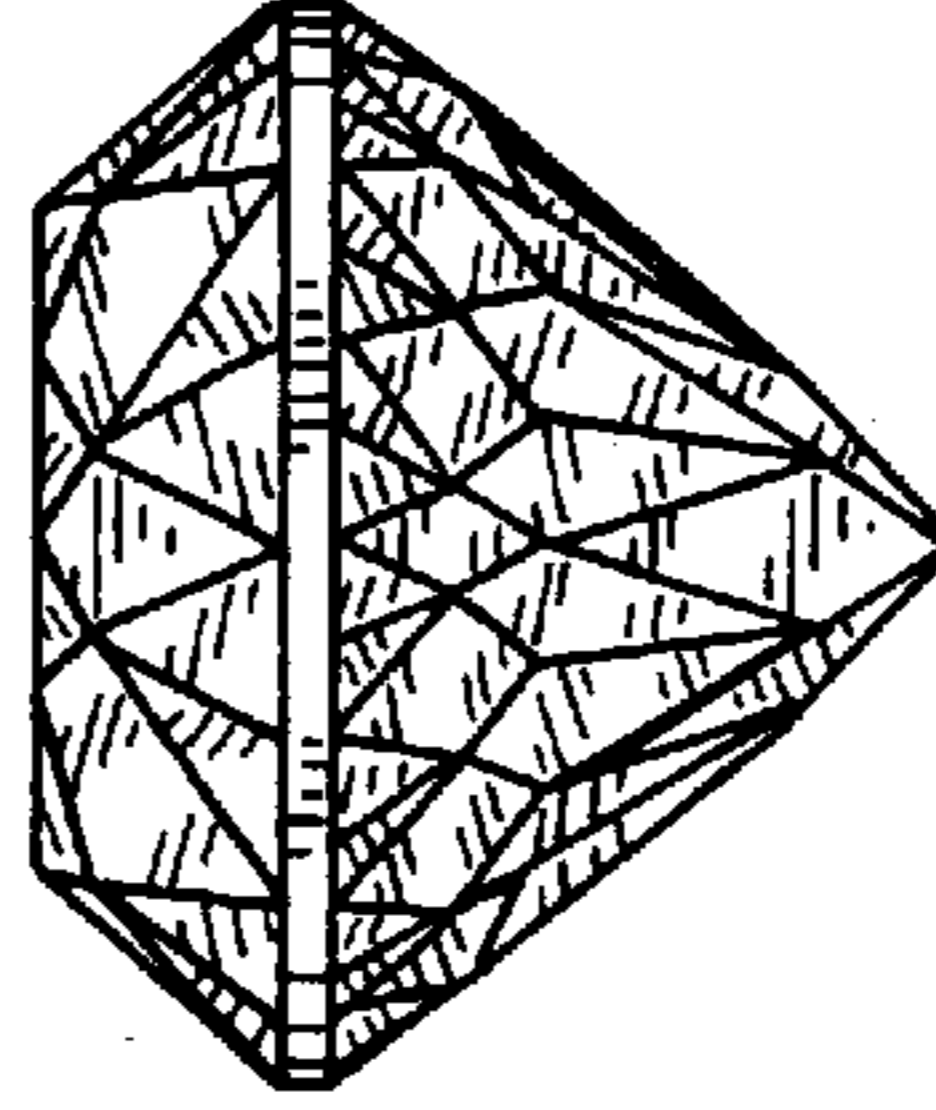


FIG. 4

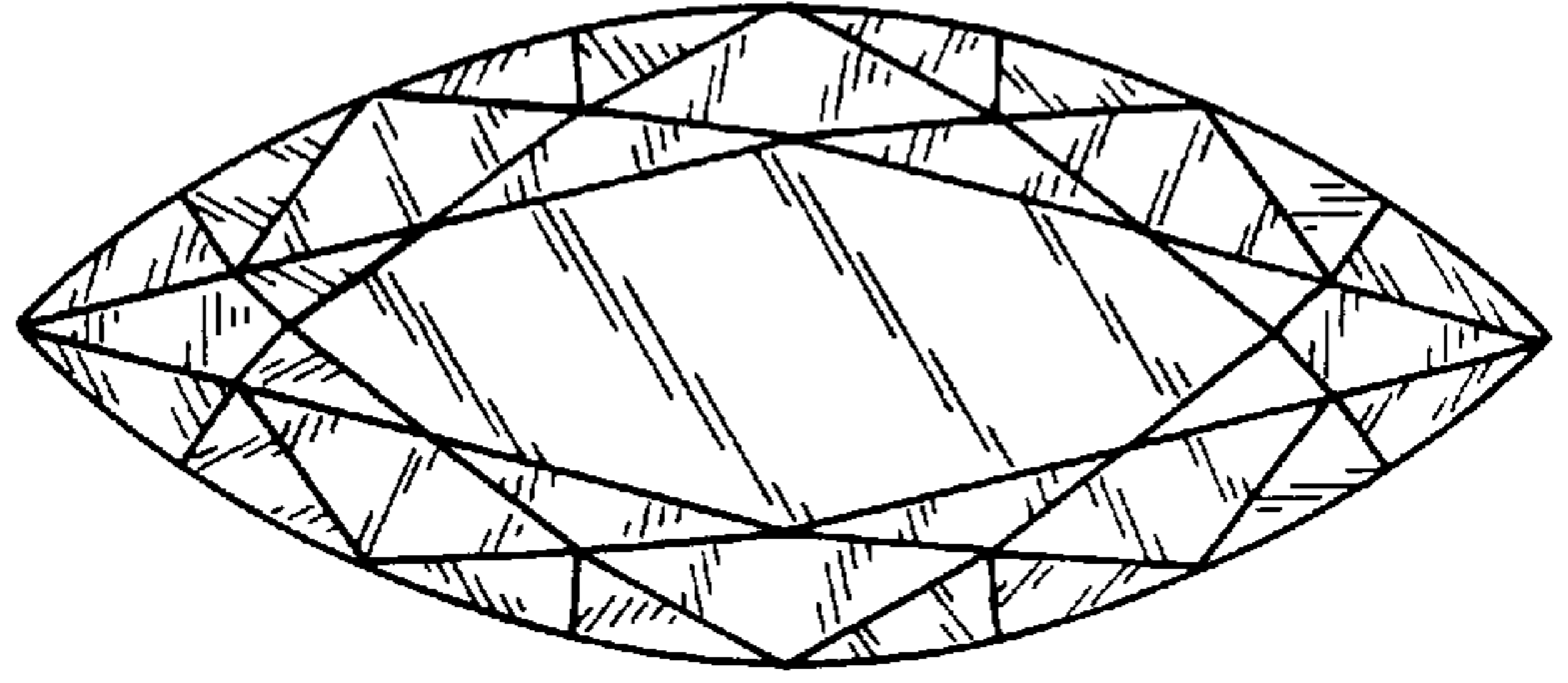


FIG. 5

