



US00D447971B1

(12) **United States Design Patent**
Leverrier

(10) **Patent No.:** **US D447,971 S**

(45) **Date of Patent:** **** Sep. 18, 2001**

(54) **PERSONAL WEIGHING SCALE**

D. 395,019 * 9/1998 Stutzer et al. D10/92

(75) Inventor: **Bruno Leverrier**, Ste Honorine du Fay
(FR)

* cited by examiner

(73) Assignee: **Moulinex S.A.**, Cormelles-le-Royal
(FR)

Primary Examiner—Antoine Duval Davis

(74) *Attorney, Agent, or Firm*—Young and Thompson

(**) Term: **14 Years**

(57) **CLAIM**

The ornamental design for a personal weighing scale, as shown.

(21) Appl. No.: **29/132,480**

(22) Filed: **Nov. 13, 2000**

DESCRIPTION

(30) **Foreign Application Priority Data**

May 12, 2000 (FR) 00 3002

(51) **LOC (7) Cl.** **10-04**

(52) **U.S. Cl.** **D10/92**

(58) **Field of Search** D10/92; 177/210 L,
177/210 GM, 210 PP, 238-245, DIG. 3

FIG. 1 is a top, front and side perspective view of a personal weighing scale showing my new design;

FIG. 2 is a top plan view thereof;

FIG. 3 is a view thereof from the top of FIG. 2;

FIG. 4 is a view thereof from the bottom of FIG. 2;

FIG. 5 is a view thereof from the right of FIG. 2;

FIG. 6 is a view thereof from the left of FIG. 2; and,

FIG. 7 is a bottom plan view thereof.

(56) **References Cited**

U.S. PATENT DOCUMENTS

D. 201,830 * 8/1965 Mox D10/92

1 Claim, 7 Drawing Sheets





FIG. 1



FIG. 2




FIG. 3




FIG. 4




FIG. 5




FIG. 6




FIG. 7