



US00D447962B1

(12) **United States Design Patent**
Lassigne

(10) **Patent No.:** **US D447,962 S**

(45) **Date of Patent:** **** Sep. 18, 2001**

(54) **WRIST WATCH AND BRACELET**

(76) **Inventor:** **Patrick J. Lassigne**, Ch. des Villarets
23, Cormondrèche (CH)

(**) **Term:** **14 Years**

(21) **Appl. No.:** **29/124,914**

(22) **Filed:** **Jun. 13, 2000**

(30) **Foreign Application Priority Data**

Mar. 22, 2000 (XH) DMA/004 845

(51) **LOC (7) Cl.** **10-02**

(52) **U.S. Cl.** **D10/32**

(58) **Field of Search** D10/1-40, 122-132;
D11/3-25; 63/1.1, 3, 5, 11; 368/276-277,
280-282, 285

(56) **References Cited**

U.S. PATENT DOCUMENTS

- D. 139,671 * 12/1944 Pereria D10/32
- D. 323,626 * 2/1992 Tomasini D10/39
- D. 386,094 * 11/1997 Ventrella D10/30
- D. 402,567 * 12/1998 Gueit D10/32

- D. 422,922 * 4/2000 Wunderman D10/32
- D. 432,434 * 10/2000 Hysek D10/30
- 1,701,339 * 2/1929 Roy D10/32 X
- 2,230,330 * 2/1941 Marti .
- 2,293,940 * 8/1942 Jahr .

* cited by examiner

Primary Examiner—Nelson C. Holtje

(74) *Attorney, Agent, or Firm*—McGlew and Tuttle, P.C.

(57) **CLAIM**

The ornamental design for a wrist watch and bracelet, as shown and described.

DESCRIPTION

FIG. 1 is a top view of my combined wrist watch and bracelet design;
 FIG. 2 is a bottom view thereof;
 FIG. 3 is a right top side perspective view thereof;
 FIG. 4 is a front end view thereof;
 FIG. 5 is a left side view thereof;
 FIG. 6 is a rear end view thereof; and,
 FIG. 7 is a left side view thereof.

1 Claim, 2 Drawing Sheets






Fig. 1




Fig. 2



Fig. 3



Fig. 4



Fig. 5




Fig. 6



Fig. 7