



US00D447958B1

(12) **United States Design Patent**
Hansen

(10) **Patent No.:** **US D447,958 S**

(45) **Date of Patent:** **** Sep. 18, 2001**

(54) **CLOCK**

(76) **Inventor:** **Jason Hansen, 856 E. 300 S. #9,
Provo, UT (US) 85606**

(**) **Term:** **14 Years**

(21) **Appl. No.:** **29/113,122**

(22) **Filed:** **Oct. 28, 1999**

(51) **LOC (7) Cl.** **10-01**

(52) **U.S. Cl.** **D10/6; D10/24**

(58) **Field of Search** **D10/1-40, 122-132;
368/10, 276, 277, 285, 316-317**

(56) **References Cited**

U.S. PATENT DOCUMENTS

D. 80,064	*	12/1929	Werkstell	D10/33
D. 198,044	*	4/1964	Wilson	D10/9
D. 215,466	*	10/1969	Jones	D10/6
D. 239,509	*	4/1976	Burroughs	D10/8
D. 266,436	*	10/1982	Smith	D19/77
D. 273,943	*	5/1984	Dillon	D10/6
D. 274,133	*	6/1984	Dillon	D10/6
D. 274,986	*	8/1984	Mermelstein	D10/6
D. 296,424	*	6/1988	Zyhylij	D10/6
D. 320,748	*	10/1991	Thompson	D10/22
D. 325,349	*	4/1992	Perri	D10/6
D. 326,056	*	5/1992	Aikawa	D10/24
D. 334,144	*	3/1993	Chen	D10/6
D. 335,458	*	5/1993	Balaban	D10/6
D. 378,278	*	3/1997	McGraw	D10/22
D. 378,804	*	4/1997	Levine	D10/6
D. 384,587	*	10/1997	Ohren	D10/6

D. 392,900	*	3/1998	Shields	D10/22
D. 407,652	*	4/1999	Wu	D10/2
D. 420,601	*	2/2000	Percy	D10/40
5,850,373	*	12/1998	Lee	368/65

OTHER PUBLICATIONS

Jul. 1988 Alexandria Gazette, soccer ball clock.*
1974 Best catalog, p. 39, item N-football clock.*
European Jeweler, Apr. 1982, p 165, Soccer ball clocks.*
European Jeweler, Apr. 1982, p 166, football clock.*
Jeweler's Circular Keystone, 1965, p 4, football clock.*
Premium Practice, Aug. 1967, p. 79, ball clocks.*

* cited by examiner

Primary Examiner—Jeffrey Asch

(74) *Attorney, Agent, or Firm*—Parsons & Goltry; Robert A. Parsons; Michael W. Goltry

(57) **CLAIM**

The ornamental design for a clock, as shown and described.

DESCRIPTION

FIG. 1 is a perspective view of a clock showing my new design;
FIG. 2 is a front view thereof;
FIG. 3 is a top view thereof;
FIG. 4 is a rear view thereof; and,
FIG. 5 is a left view thereof.
The broken line showings on the rear of the clock in FIG. 4 are for illustrative purposes only and form no part of the claimed design.

1 Claim, 1 Drawing Sheet

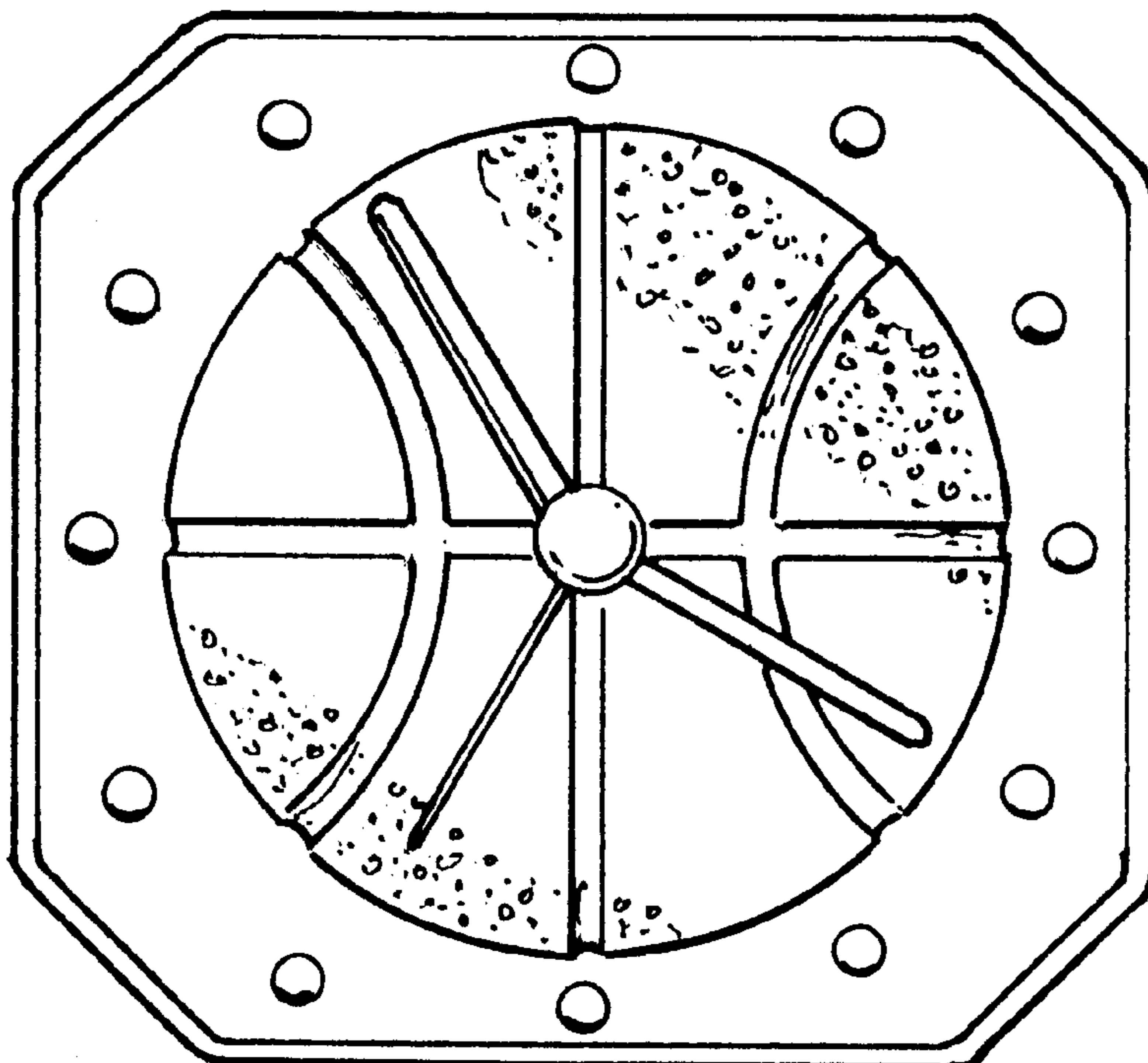


FIG. 2

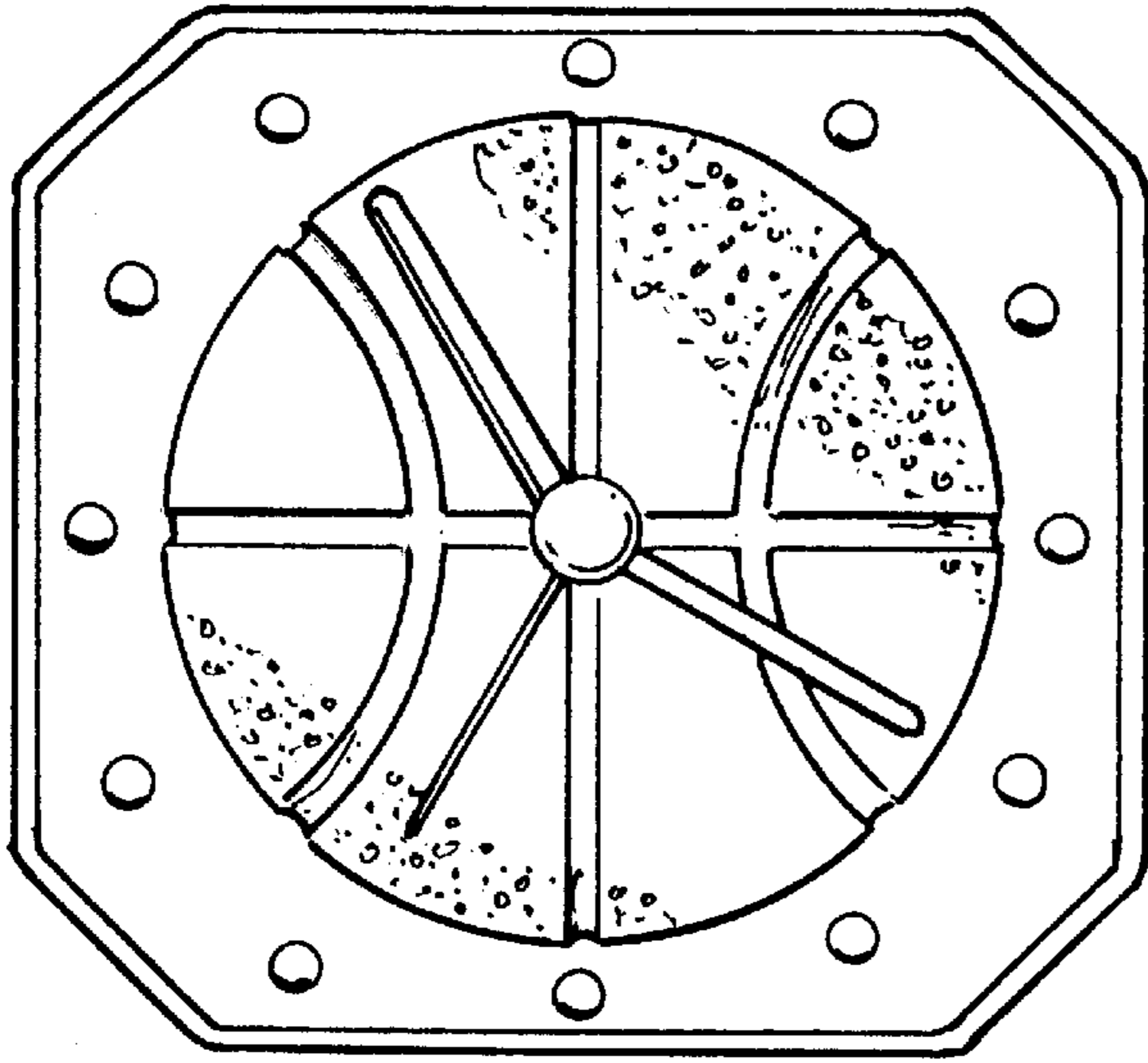


FIG. 1

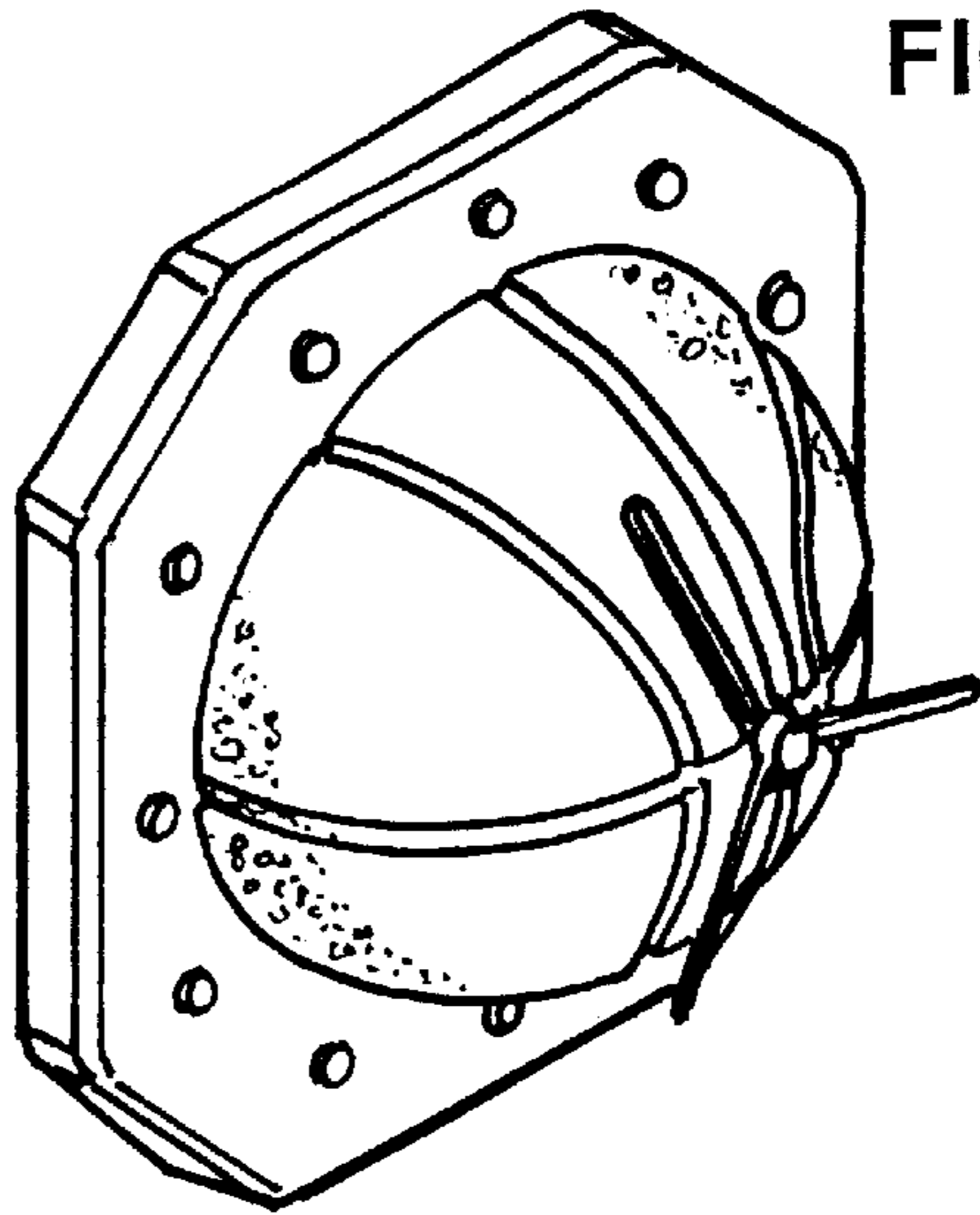


FIG. 3

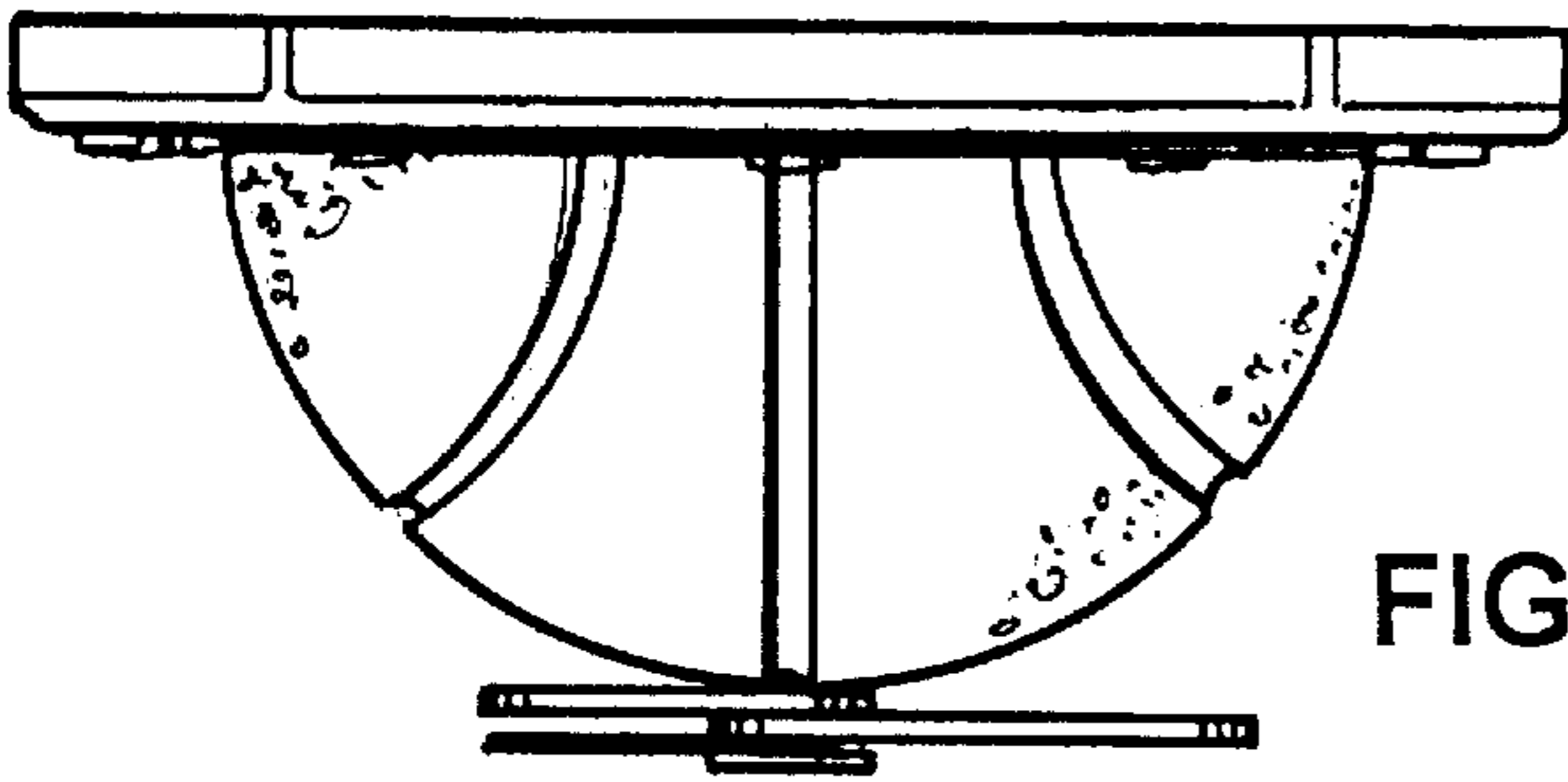


FIG. 5




FIG. 4

