



US00D447924B1

(12) **United States Design Patent**
Neitzell et al.

(10) **Patent No.:** **US D447,924 S**

(45) **Date of Patent:** **** Sep. 18, 2001**

(54) **HANDLE ARRANGEMENT FOR A
RECIPROCATING SAW**

WO 92/05003 4/1992 (WO) .
WO94/00264 1/1994 (WO) .

(75) Inventors: **Roger Dean Neitzell**, North Prairie;
David Brian Griep, Rubicon; **Thomas
Paul James**, Oconomowoc, all of WI
(US)

(73) Assignee: **Milwaukee Electric Tool Corporation**,
Brookfield, WI (US)

(**) Term: **14 Years**

(21) Appl. No.: **29/132,154**

(22) Filed: **Nov. 2, 2000**

(51) **LOC (7) Cl.** **08-03**

(52) **U.S. Cl.** **D8/64; D8/61**

(58) **Field of Search** D8/61-70; 81/57.11,
81/469, 57.13, 54, 57.42, 474; 173/170,
217, 169, 164, 213, 216; 408/239 R, 124;
451/344, 295, 357-359; 310/50; 15/3.53;
30/392-394, 376

(56) **References Cited**

U.S. PATENT DOCUMENTS

D. 323,274 * 1/1992 Sasaki et al. D8/61
D. 376,083 * 12/1996 Verdura et al. D8/61
D. 380,658 * 7/1997 Bruno et al. D8/61

(List continued on next page.)

FOREIGN PATENT DOCUMENTS

412773 4/1925 (DE) .
803013 2/1951 (DE) .
7442904 9/1975 (DE) .
7904242 7/1980 (DE) .
3828785 4/1989 (DE) .
4103809 8/1991 (DE) .
4116343 11/1992 (DE) .
0072282 2/1983 (EP) .
0125101 11/1984 (EP) .
0561473 9/1993 (EP) .
768138 4/1997 (EP) .

OTHER PUBLICATIONS

Milwaukee Electric Tool, Catalog No. 6538-1, 6539-1,
6540-1, 6546-1 and 6547-1, Heavy Duty Cordless Screw-
drivers Operator's Manual No Date Given.

(List continued on next page.)

Primary Examiner—Jeffrey Asch

(74) *Attorney, Agent, or Firm*—Michael Best & Friedrich
LLP

(57) **CLAIM**

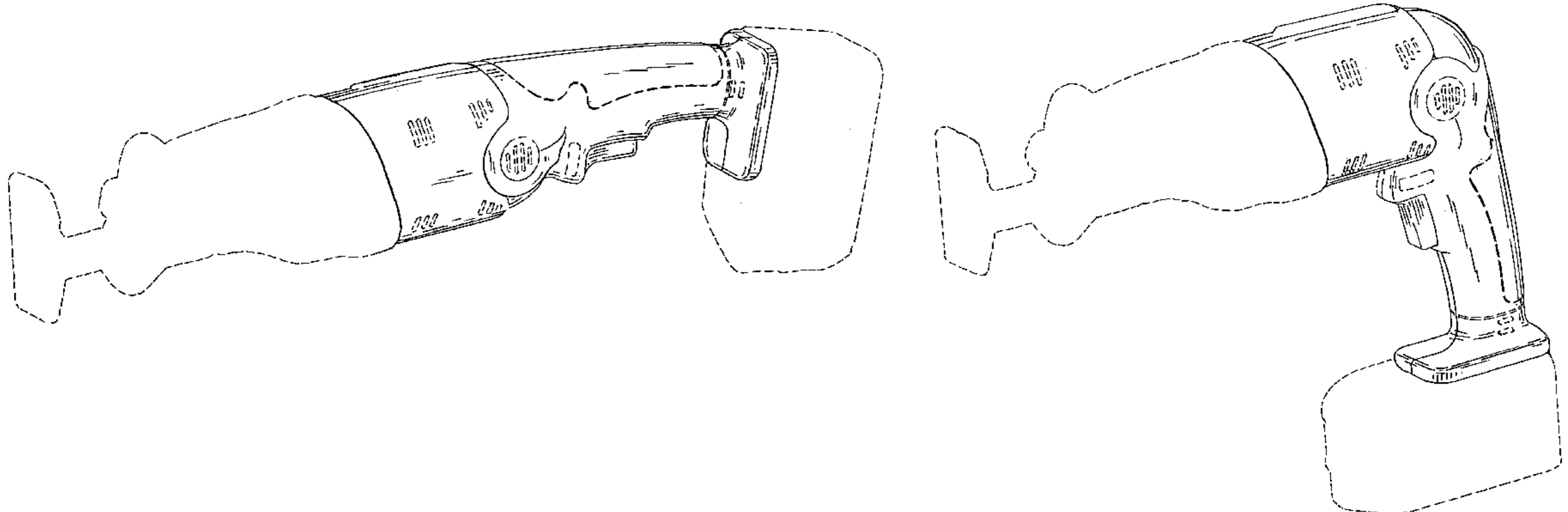
We claim the ornamental design for a handle arrangement
for a reciprocating saw, as shown and described.

DESCRIPTION

FIG. 1 is a perspective view of a handle arrangement for a
reciprocating saw showing our new design;
FIG. 2 is a left side view thereof;
FIG. 3 is a top view;
FIG. 4 is a right side view;
FIG. 5 is a bottom view;
FIG. 6 is a front view;
FIG. 7 is a rear view;
FIG. 8 is a perspective view showing our new design in an
alternate position for use;
FIG. 9 is a left side view thereof;
FIG. 10 is a top view;
FIG. 11 is a right side view;
FIG. 12 is a bottom view;
FIG. 13 is a front view; and,
FIG. 14 is a rear side view thereof.

The power supply and portions of the reciprocating saw are
shown in broken lines as same are for illustrative purposes
only and form no part of the claimed design. The broken
lines shown within the boundaries of the claimed surfaces
are superimposed on continuous, uninterrupted surfaces and
are for illustrative purposes only and form no part of the
claimed design.

1 Claim, 8 Drawing Sheets



U.S. PATENT DOCUMENTS


D. 382,458	*	8/1997	Hogue et al.	D8/70
D. 393,194	*	4/1998	Hogue et al.	D8/70
D. 396,175	*	7/1998	Chung	D8/62
D. 408,699	*	4/1999	Zurwelle	D8/64
D. 418,729	*	1/2000	Snider	D8/61
D. 428,787	*	8/2000	Smolinski et al.	D8/70
D. 434,296	*	11/2000	Ogasawara	D8/62
D. 434,627	*	12/2000	Buck	D8/64
1,217,521		2/1917	Snyder .	
1,406,071		2/1922	Pavelka .	
2,337,769		12/1943	Redenbo .	
2,436,692		2/1948	Greene .	
2,619,132		11/1952	Pierce .	
2,630,148		3/1953	Ferguson .	
2,781,800		2/1957	Papworth .	
2,783,790		3/1957	Keesling .	
2,793,661		5/1957	Olson .	
2,879,815		3/1959	Papworth .	
2,946,358		7/1960	Bruck .	
2,961,016		11/1960	Papworth .	
2,984,757		5/1961	Papworth .	
3,322,170		5/1967	Persoon .	
3,580,342		5/1971	Matthews .	
3,602,052		8/1971	Frost .	
3,768,359		10/1973	Koefflerlein .	
3,785,053		1/1974	Michaelson .	
3,795,168		3/1974	Spachner et al. .	
3,848,647		11/1974	Fell .	
3,876,015		4/1975	Kivela .	
3,945,120		3/1976	Ritz .	
4,036,089		7/1977	Criblez .	
4,137,632		2/1979	Pfanzer .	
4,238,884		12/1980	Walton, II .	
4,240,204		12/1980	Walton, II et al. .	
4,255,858		3/1981	Getts .	
4,262,564		4/1981	Kaltenbach .	
4,287,800		9/1981	Persson .	
4,522,270	*	6/1985	Kishi	173/217
4,570,500		2/1986	Richter .	
4,912,349	*	3/1990	Chang	310/50
4,976,173	*	12/1990	Yang	81/54

4,998,353		3/1991	Fukuda et al. .	
5,058,470		10/1991	Frohlich .	
5,079,844		1/1992	Palm .	
5,134,777		8/1992	Meyer et al. .	
5,193,281		3/1993	Kasten .	
5,205,043		4/1993	Batt et al. .	
5,598,636		2/1997	Stolzer .	
5,855,070	*	1/1999	Grabowski	30/376
5,940,977		8/1999	Moore, Jr. .	
6,102,134	*	8/2000	Alsrue	173/217

OTHER PUBLICATIONS

Black & Decker Instruction Manual for VersaPak 7.2 Volt Cordless Multi-Purpose Saw V650, No Date Given.
 Kress Operating Instructions for APS 132, No Date Given.
 Makita Instruction Manual for Cordless Recipro Saw Model 4390D and Model 4390DW With Fast Charger, No Date Given.
 Porter Cable Instruction Manual for Double Insulated Variable Speed Tiger Cub All-Purpose Saw Model 647, No Date Given.
 Makita News (Internet Press Release) New Recipro Saw With the Best Blade Change on the Market (2 pages), No Date Given.
 Makita SAWS (Internet Product Catalog) Recipro Saws JR3030T Variable Speed, No Date Given.
 Makita SAWS (Internet Product Catalog) Recipro Saws JR3020 Recipro Saw, Orbital, Variable Speed, No Date Given.
 Makita CORDLESS (Internet Product Catalog) JR180DZ Cordless Recipro Saw, Variable Speed, No Date Given.
 Makita CORDLESS (Internet Product Catalog) JR180DWB Cordless Recipro Saw, Variable Speed, No Date Given.
 Black & Decker Product Description (Internet) 7.2 Volt VersaPak Cordless Multi-Purpose Saw VP650, No Date Given.
 Bosch Sabre Plus (Internet) In-Line Grip Jigsaw 3294EVS, No Date Given.

* cited by examiner



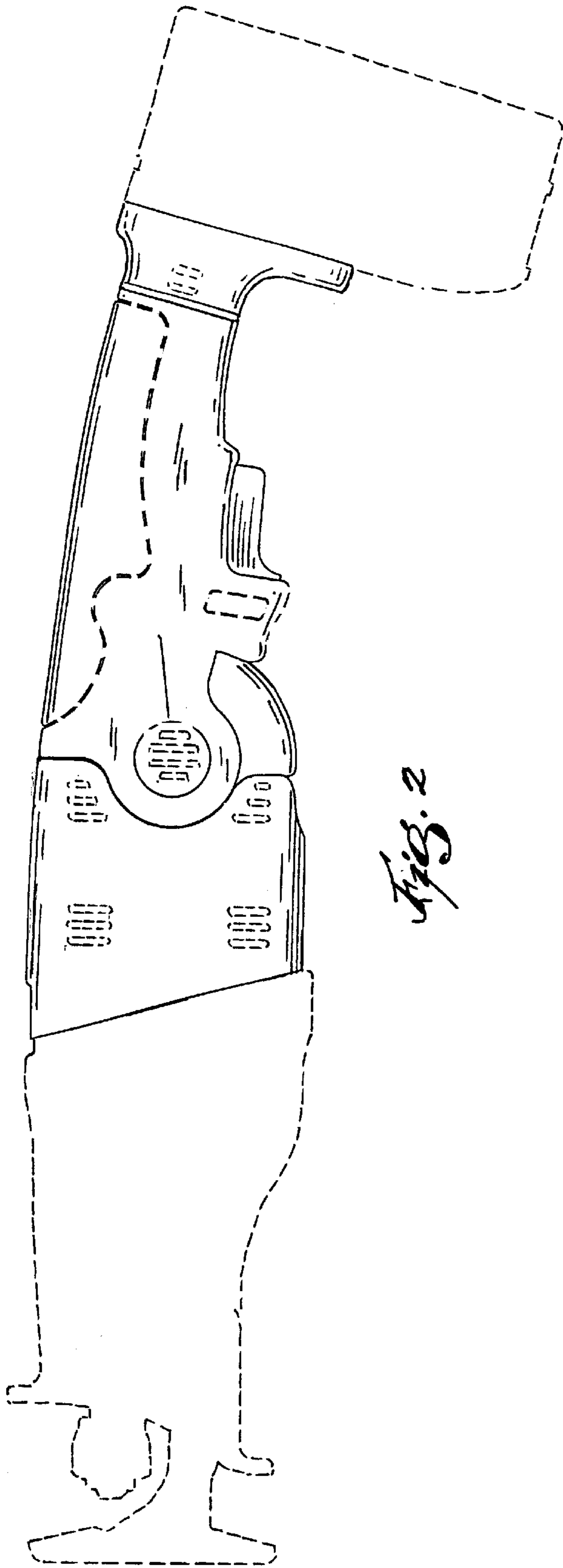


Fig. 2

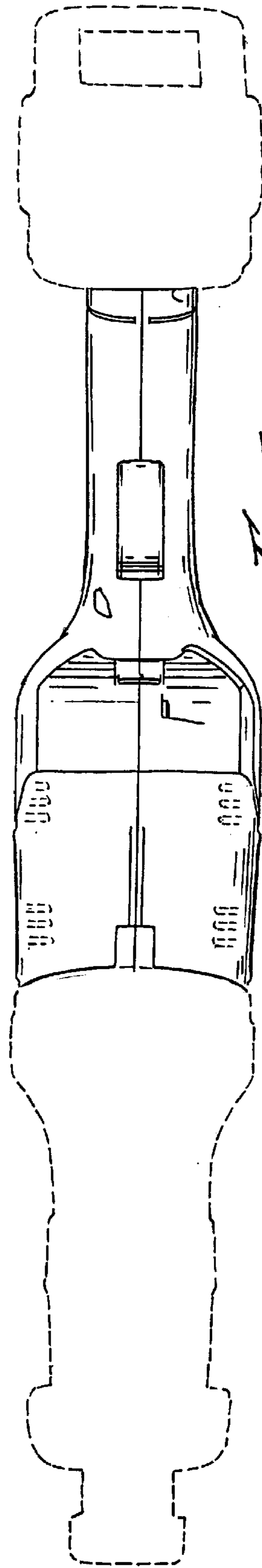


Fig. 5

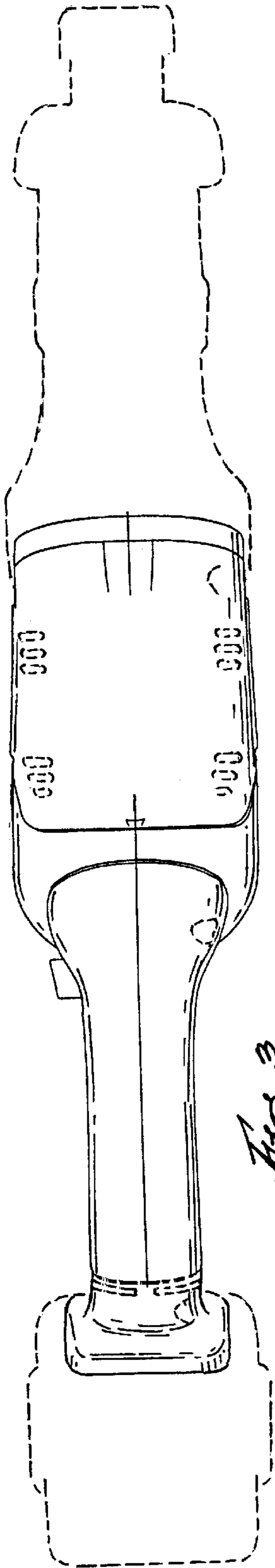


Fig. 3

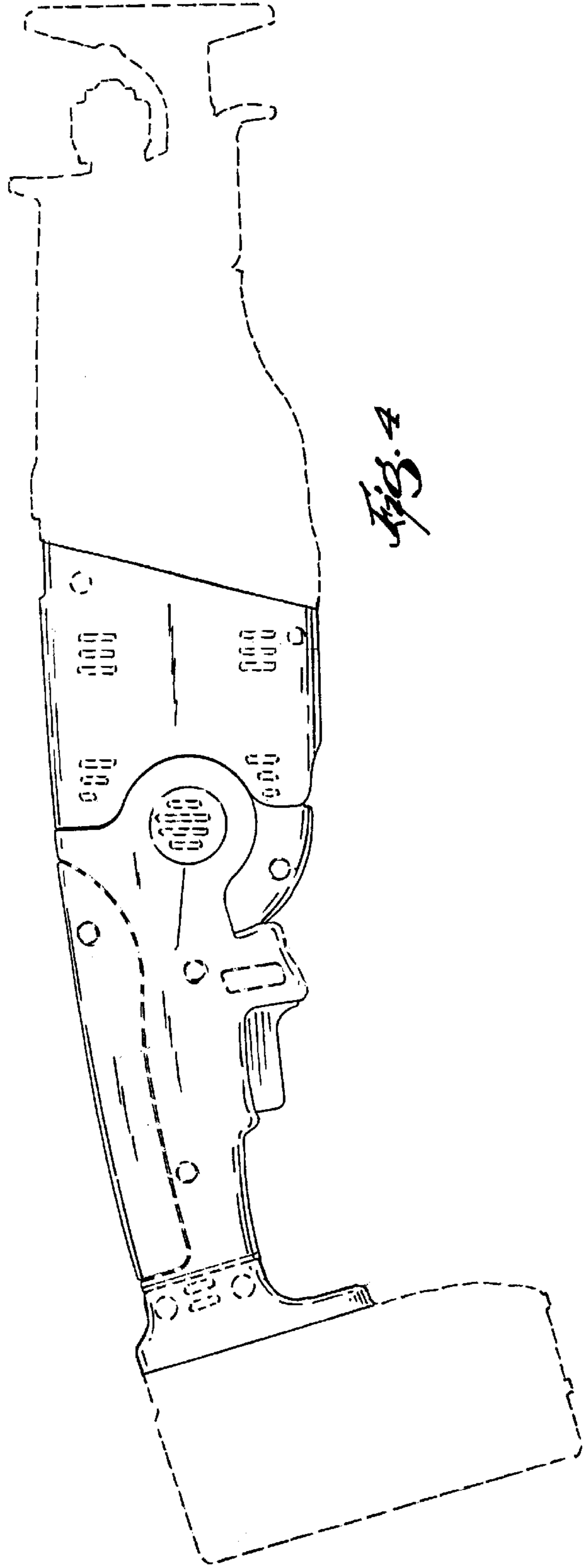


Fig. 4




Fig. 17

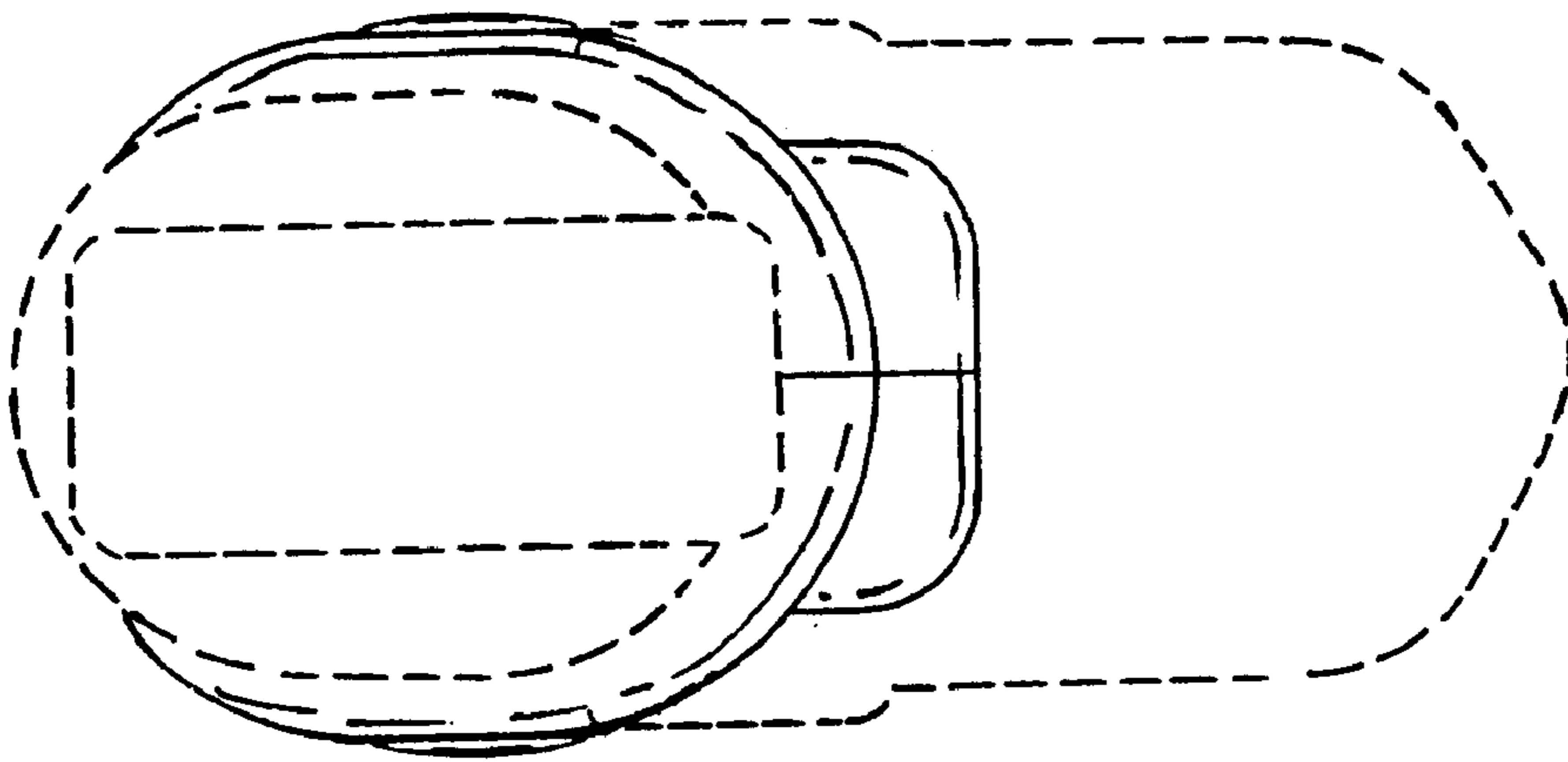


Fig. 6

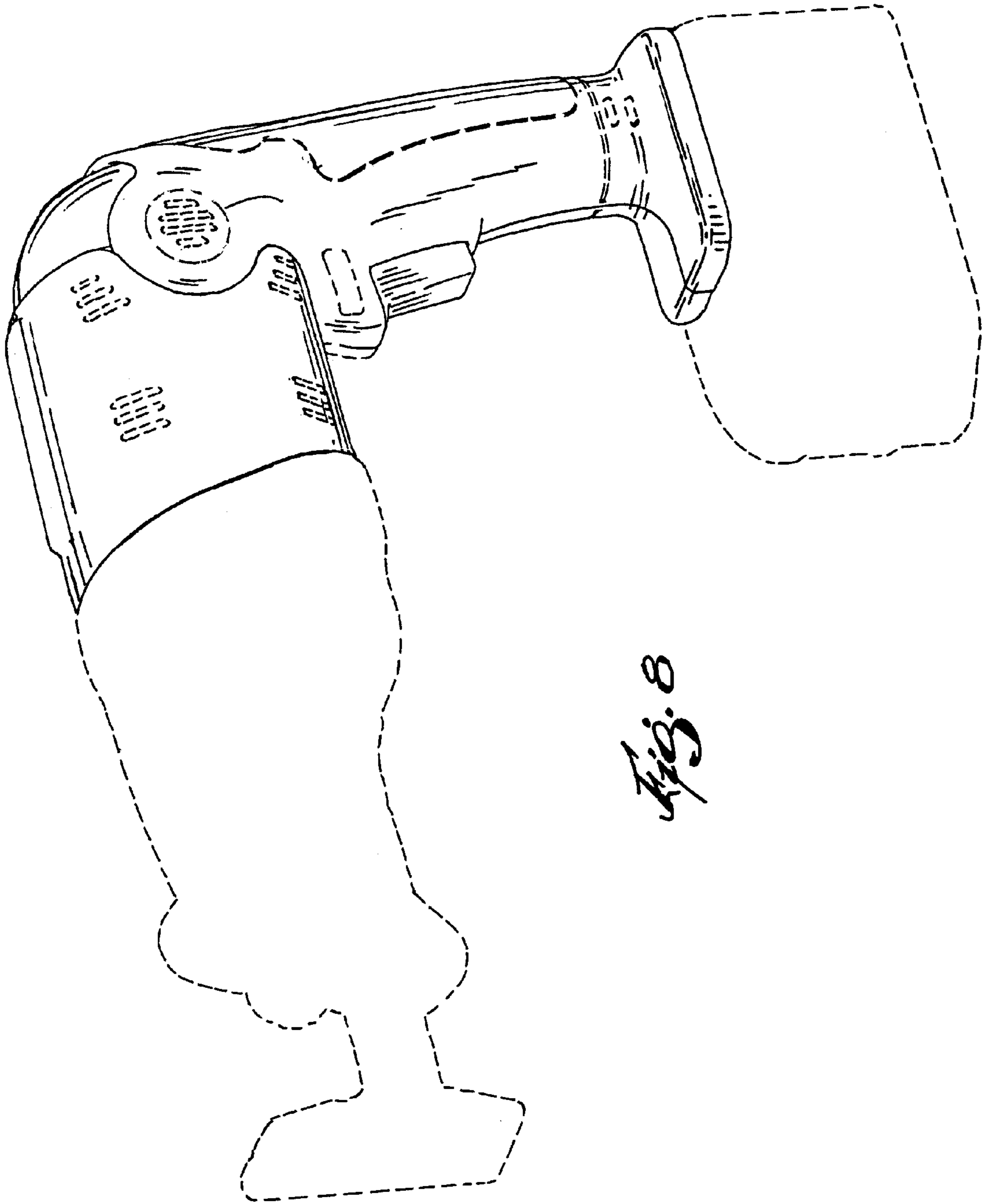
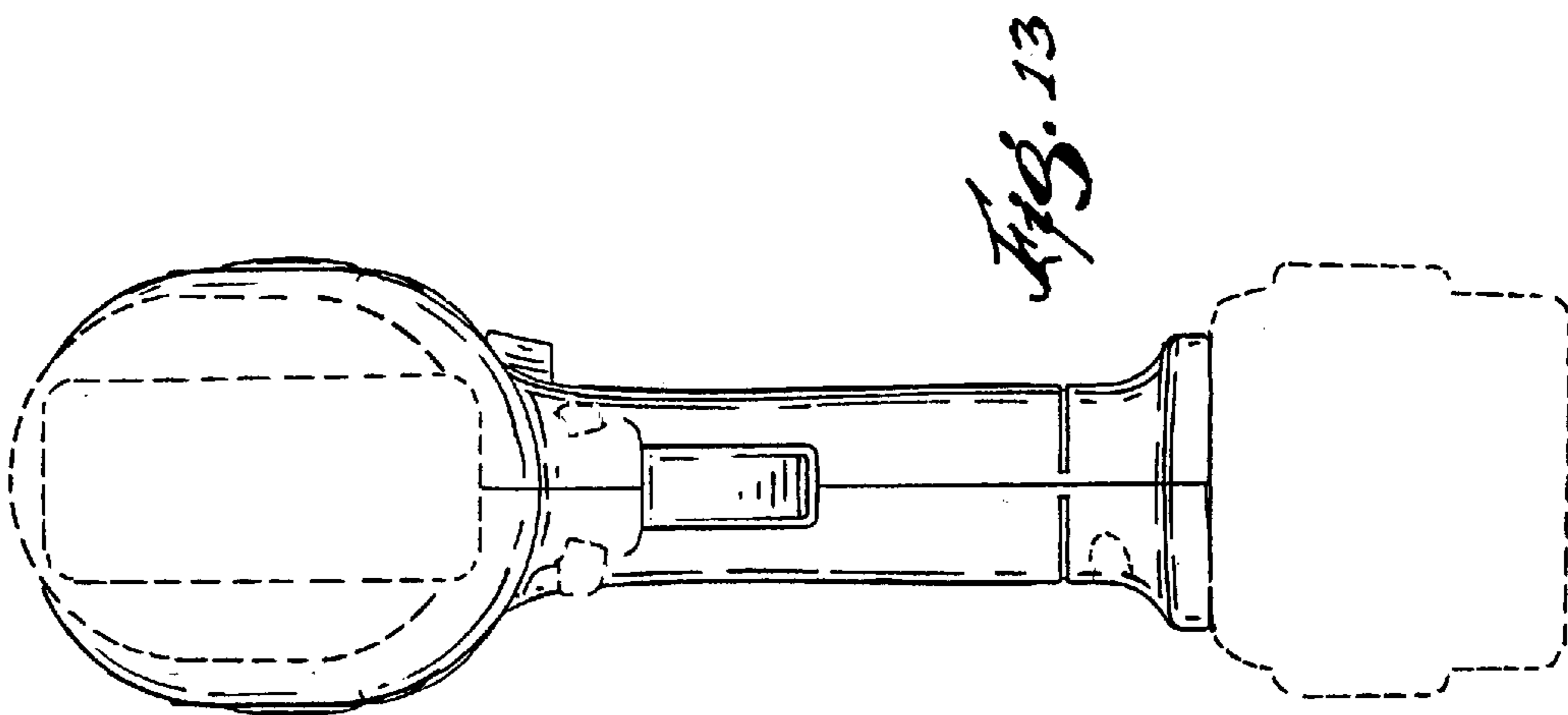
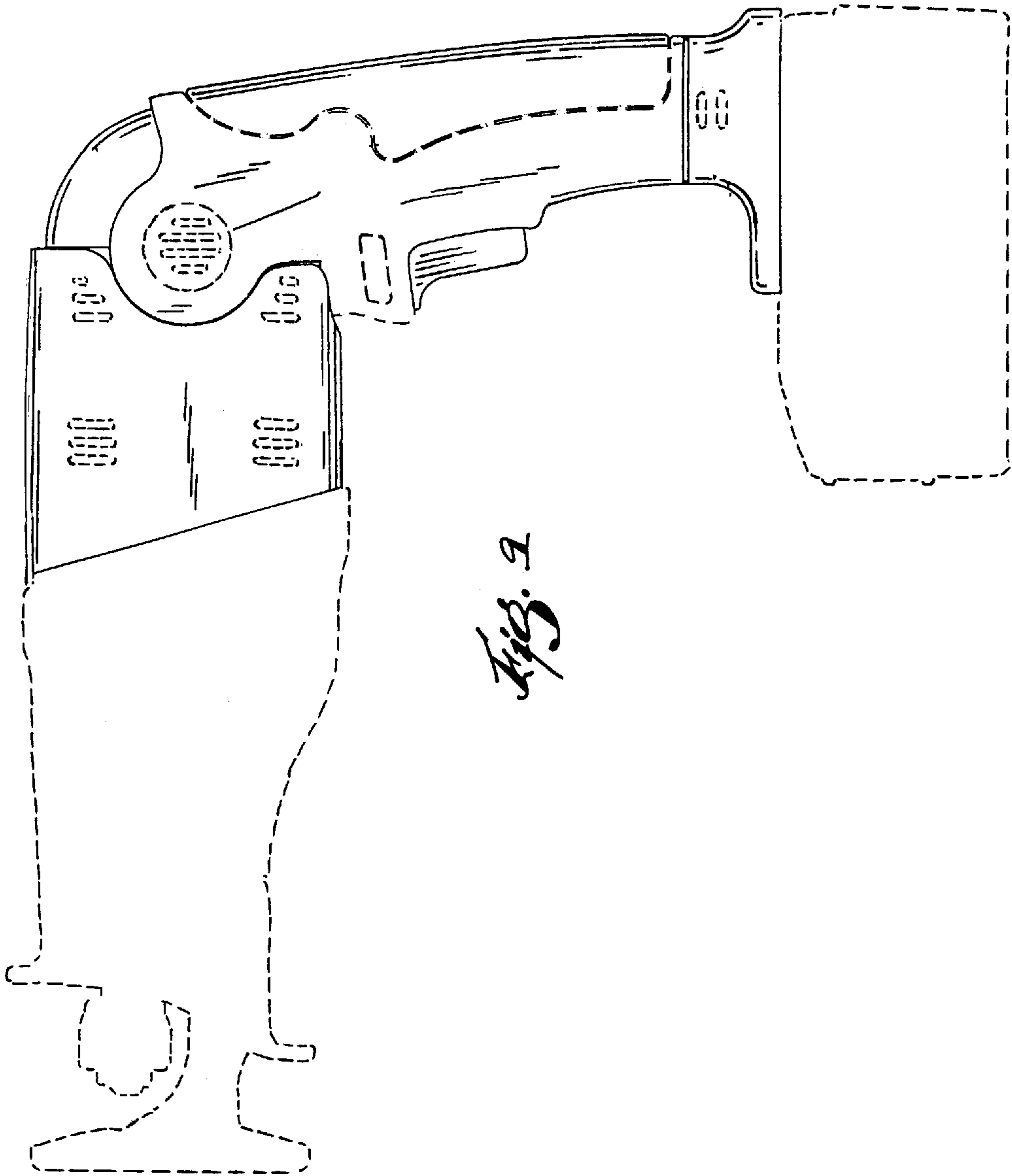


Fig. 8



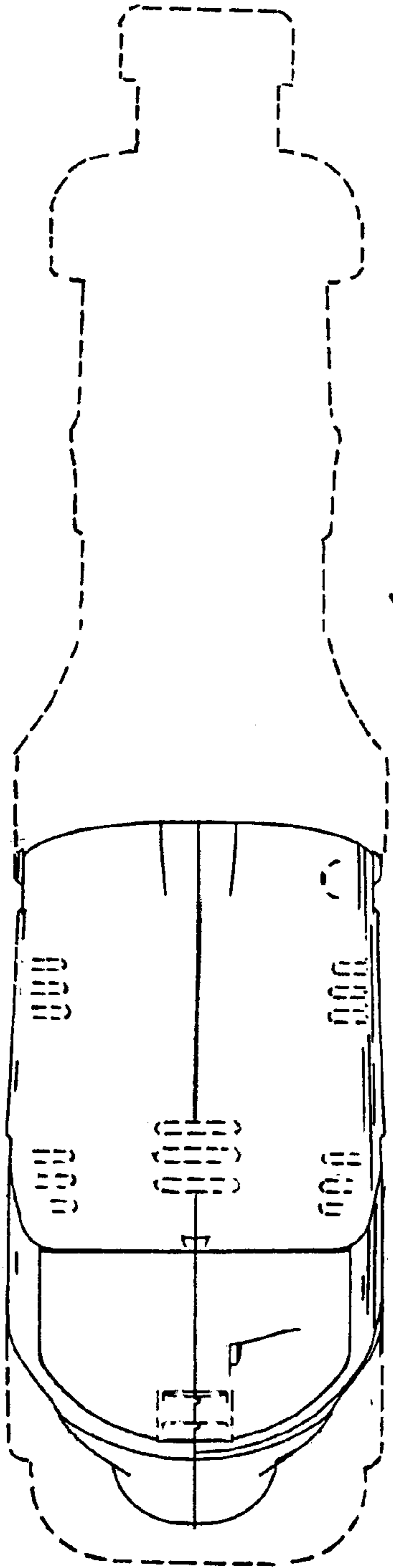


Fig. 10

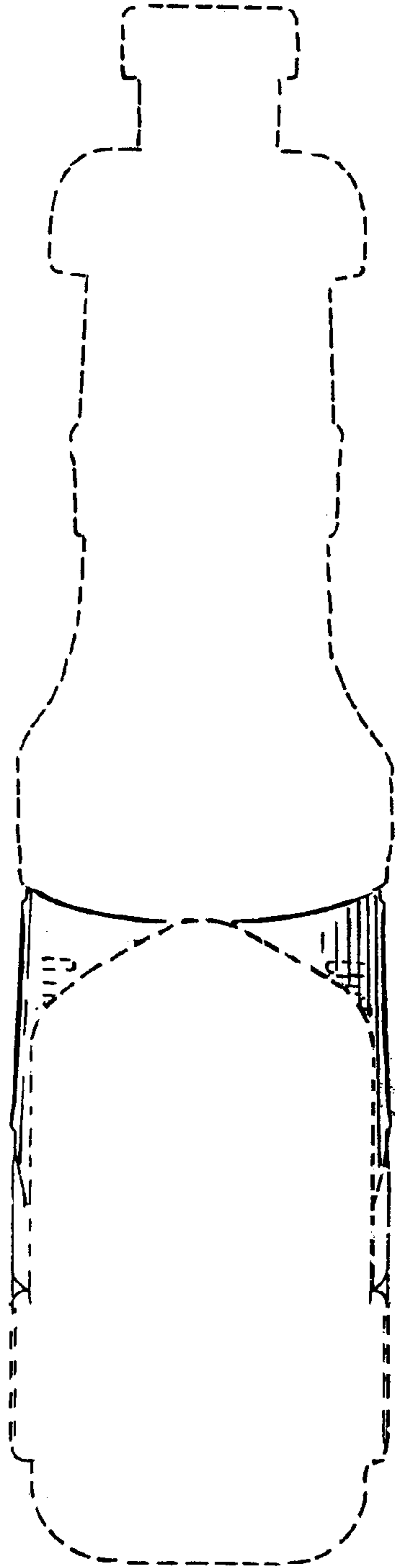


Fig. 12

