



US00D447914B1

(12) **United States Design Patent**
Tubby

(10) **Patent No.:** **US D447,914 S**

(45) **Date of Patent:** **** Sep. 18, 2001**

(54) **UTILITY LIGHTER**

(75) **Inventor:** **Brian J. Tubby, Milford, CT (US)**

(73) **Assignee:** **BIC Corporation, Milford, CT (US)**

(**) **Term:** **14 Years**

(21) **Appl. No.:** **29/122,531**

(22) **Filed:** **Apr. 28, 2000**

(51) **LOC (7) Cl.** **07-99**

(52) **U.S. Cl.** **D7/416**

(58) **Field of Search** D7/416, 417; D27/147,
D27/139, 141, 154; 417/411; 431/345, 153,
255, 254, 15; 361/260; 126/414, 25 B

(56) **References Cited**

U.S. PATENT DOCUMENTS

D. 360,557	*	7/1995	Ono et al.	D7/416
D. 377,736		2/1997	Iwagaki et al.	D7/416
D. 382,441		8/1997	Ferrara, Jr.	D7/416
D. 382,442		8/1997	Ferrara, Jr.	D7/416
D. 382,443		8/1997	Ferrara, Jr.	D7/416
D. 382,444		8/1997	Ferrara, Jr.	D7/416
D. 386,045	*	11/1997	Ferrara, Jr.	D7/416
D. 390,749	*	2/1998	Ferrara, Jr.	D7/416
D. 392,154	*	3/1998	Ferrara, Jr.	D7/416
D. 393,396	*	4/1998	Ferrara, Jr.	D7/416
D. 406,010	*	2/1999	Tubby et al.	D7/416

D. 410,363	*	6/1999	Tubby et al.	D7/416
D. 415,389	*	10/1999	Ferrara, Jr.	D7/416
D. 421,876	*	3/2000	Hsu	D7/416
D. 424,373	*	5/2000	Aronson, II	D7/416
D. 429,445	*	8/2000	Sung	D7/416
5,934,895	*	8/1999	McDonough et al.	431/255
6,065,958	*	5/2000	Adams et al.	431/153
6,086,360	*	7/2000	McDonough et al.	431/255

* cited by examiner

Primary Examiner—M. N. Pandozzi

(74) *Attorney, Agent, or Firm*—Pennie & Edmonds LLP

(57) **CLAIM**

The ornamental design for a utility lighter, as shown and described in the attached drawings.

DESCRIPTION

FIG. 1 is a side perspective view of the utility lighter illustrating my new design;

FIG. 2 is another side perspective view of the utility lighter of FIG. 1.

FIG. 3 is a side view of the utility lighter of FIG. 1;

FIG. 4 is the other side view of the utility lighter in FIG. 1;

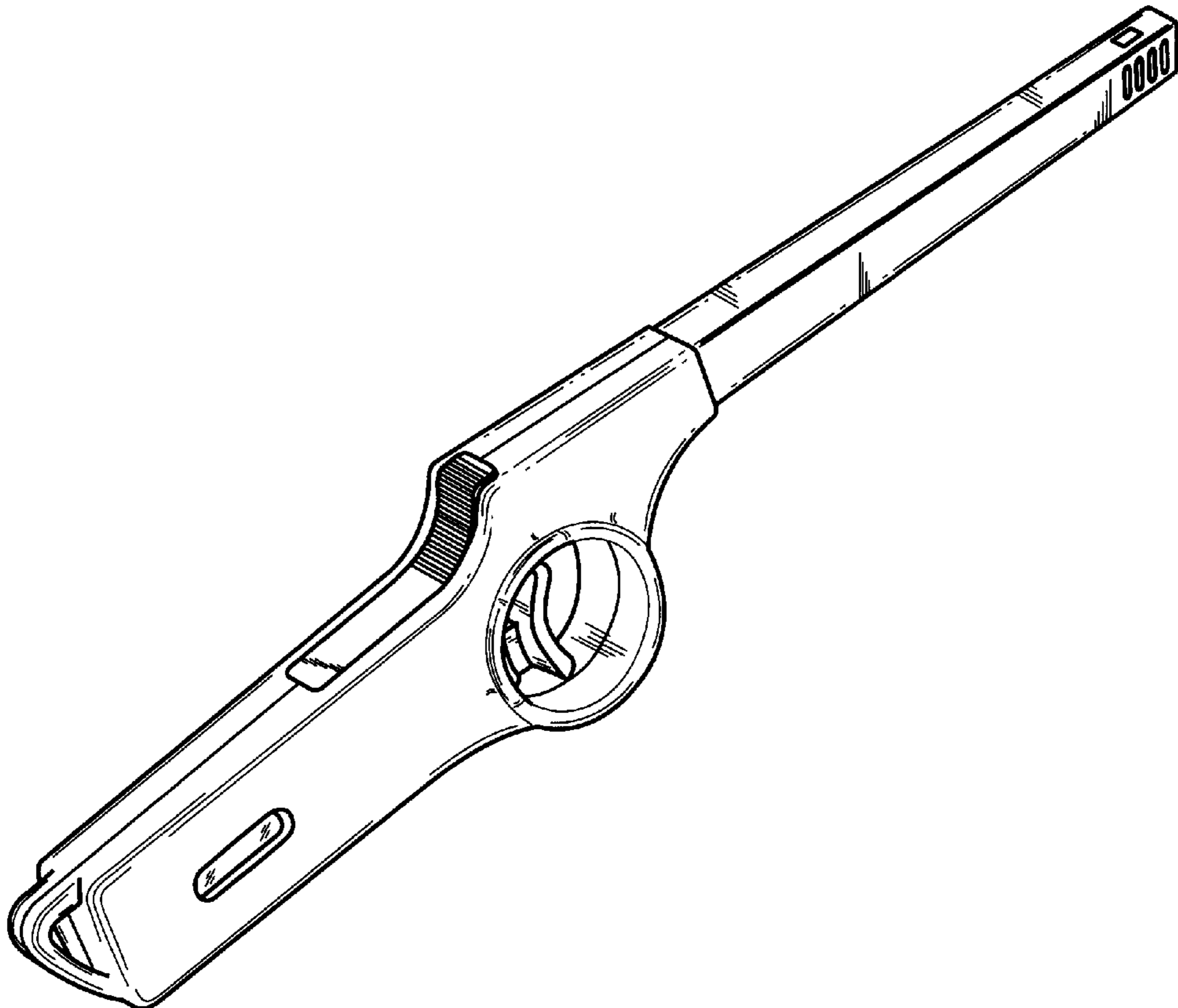
FIG. 5 is a top view of the utility lighter in FIG. 1;

FIG. 6 is a bottom view of the utility lighter FIG. 1;

FIG. 7 is an end view of the utility lighter in FIG. 1; and,

FIG. 8 is the other end view of the utility lighter in FIG. 1.

1 Claim, 7 Drawing Sheets



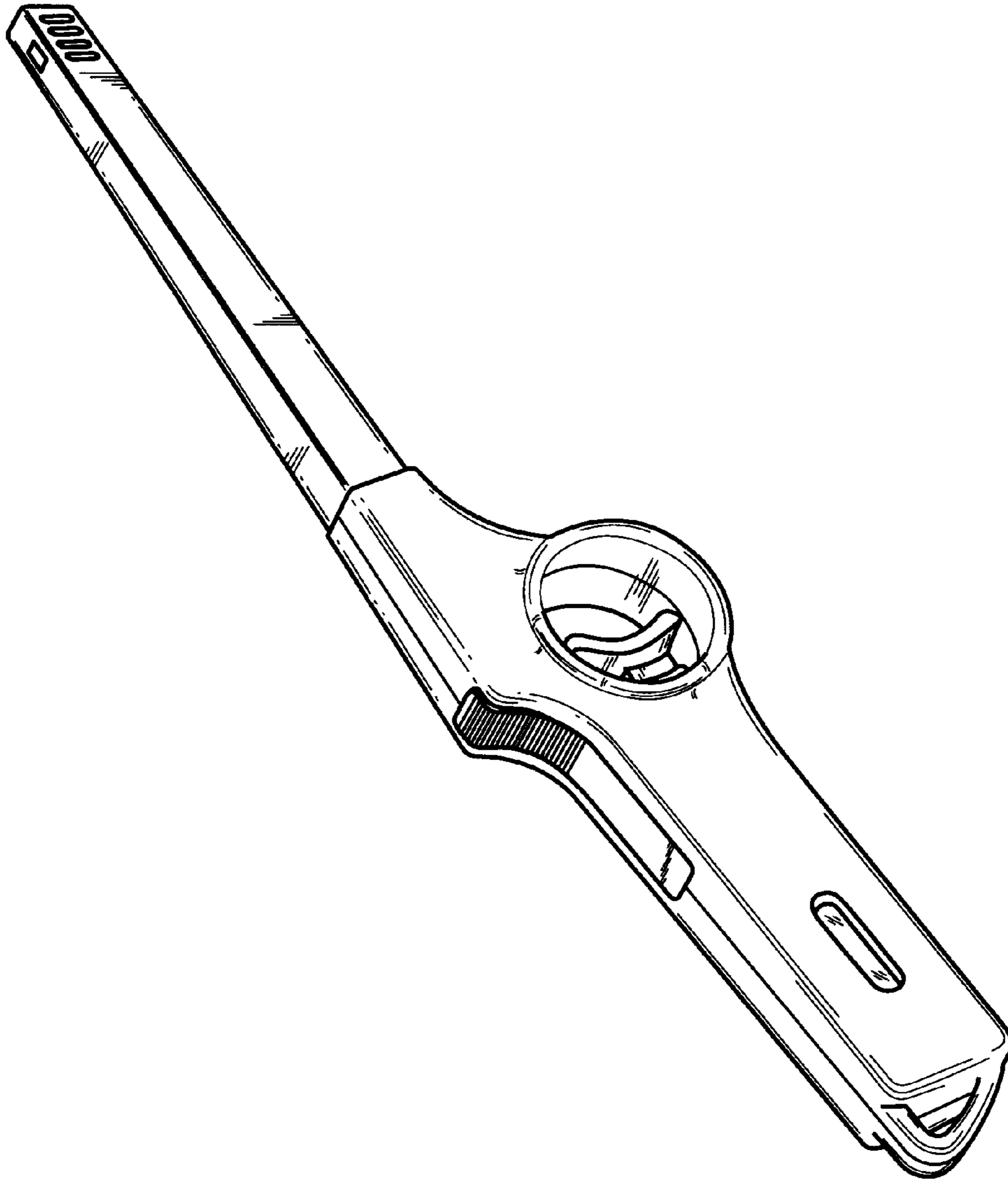


Fig. 1

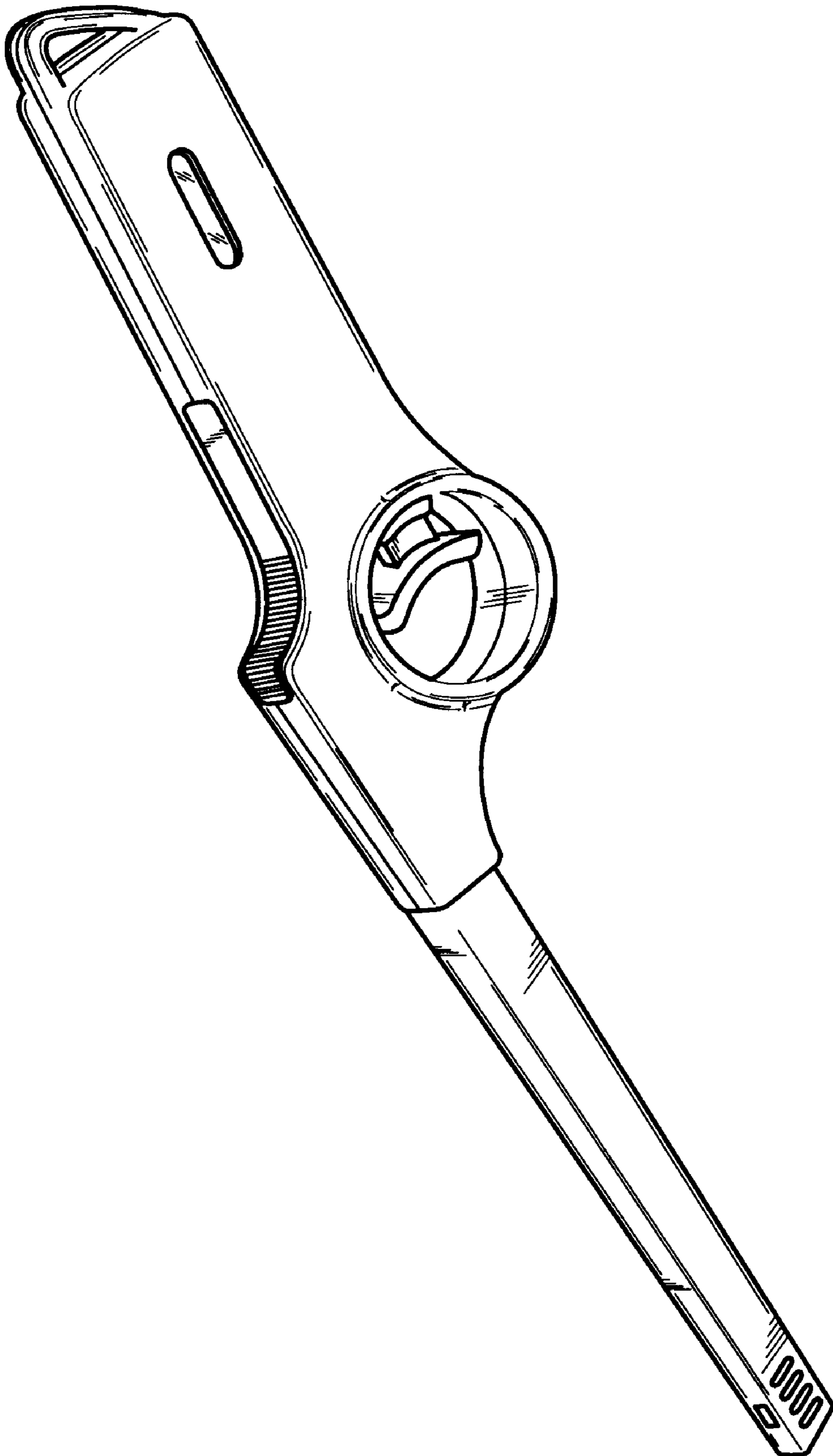


Fig. 2

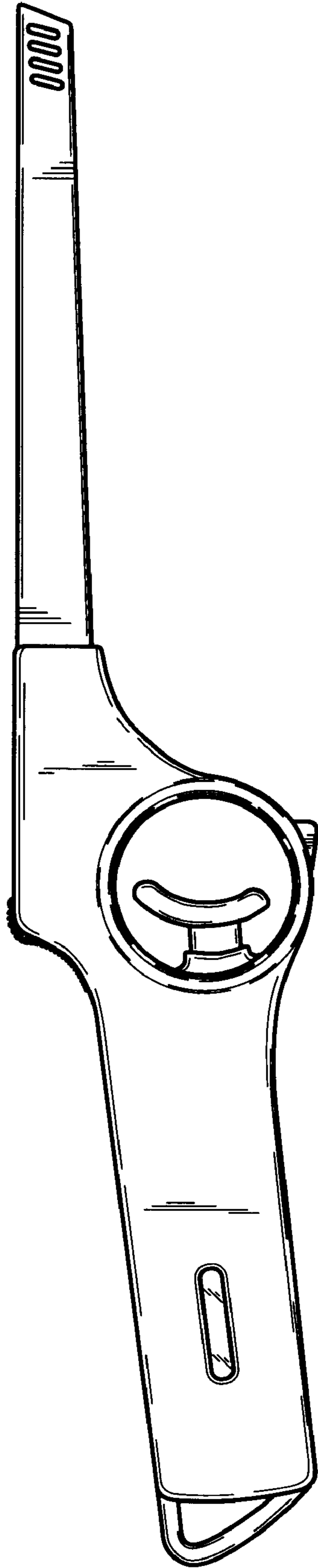


Fig. 3

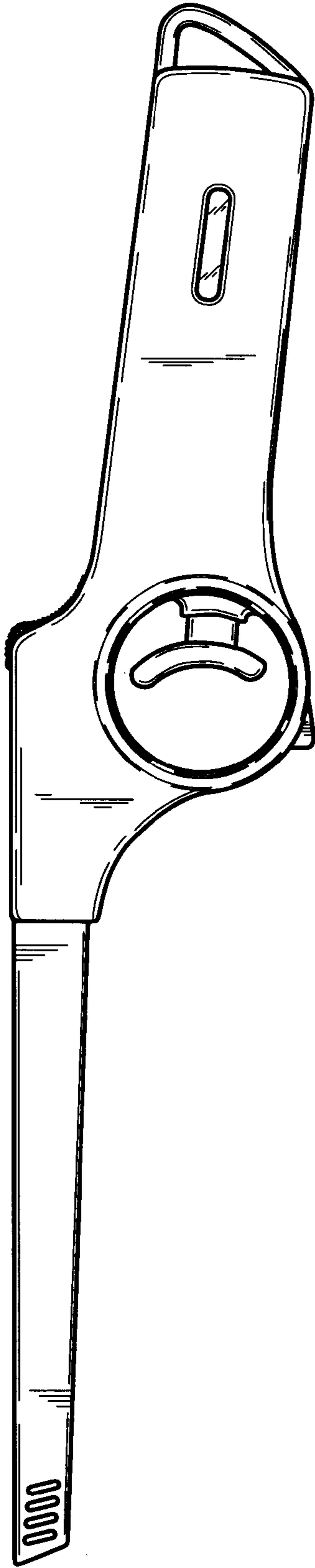


Fig. 4

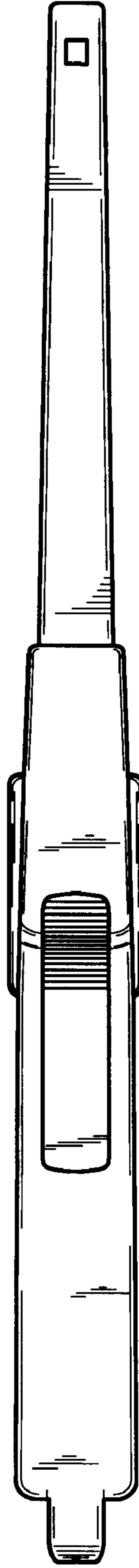


Fig. 5



Fig. 6




Fig. 7

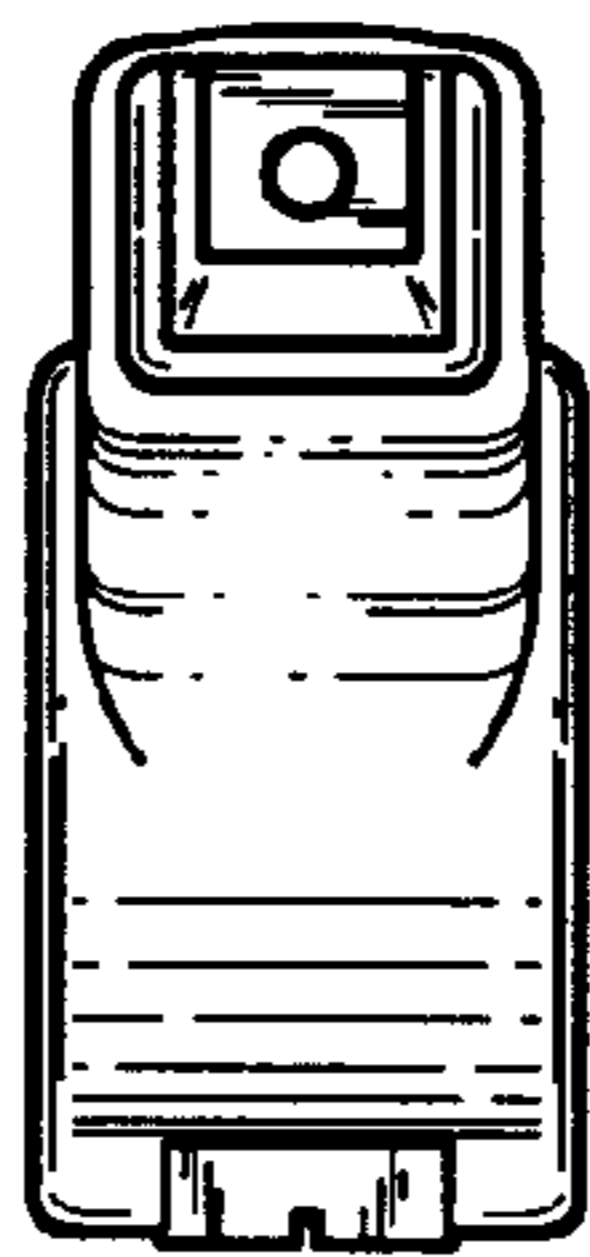


Fig. 8