



US00D447911B1

(12) **United States Design Patent**
Jørgensen

(10) **Patent No.:** **US D447,911 S**

(45) **Date of Patent:** **** Sep. 18, 2001**

(54) **TEA FILTER**

D. 407,602 * 4/1999 Patel D7/400
D. 437,027 * 1/2001 Flagler et al. D23/209

(75) Inventor: **Carsten Jørgensen**, St. Niklausen (CH)

* cited by examiner

(73) Assignee: **PI-Design AG**, Triengen (CH)

Primary Examiner—M. N. Pandozzi

(**) Term: **14 Years**

(74) *Attorney, Agent, or Firm*—Nath & Associates PLLC;
Gary M. Nath; Marvin C. Berkowitz

(21) Appl. No.: **29/132,266**

(57) **CLAIM**

(22) Filed: **Nov. 7, 2000**

The ornamental design for a tea filter, as shown and described.

(30) **Foreign Application Priority Data**

May 16, 2000 (DK) MA 2000 00542

DESCRIPTION

(51) **LOC (7) Cl.** **07-99**

FIG. 1 is an oblique perspective view of the tea filter;
FIG. 2 is a right side view of the tea filter, as shown in FIG. 1;

(52) **U.S. Cl.** **D7/400**

(58) **Field of Search** D23/209; D7/400;
210/455, 473, 550.1, 474, 477, 479; 99/295


FIG. 3 is a left side view of the tea filter;
FIG. 4 is a front side view of the tea filter;
FIG. 5 is a back side view of the tea filter;
FIG. 6 is a top view of the tea filter; and,
FIG. 7 is a bottom view of the tea filter.

(56) **References Cited**

U.S. PATENT DOCUMENTS

D. 272,308 * 1/1984 Schlessel D7/400
D. 396,603 * 8/1998 Gasser D7/400

1 Claim, 7 Drawing Sheets






Fig. 1

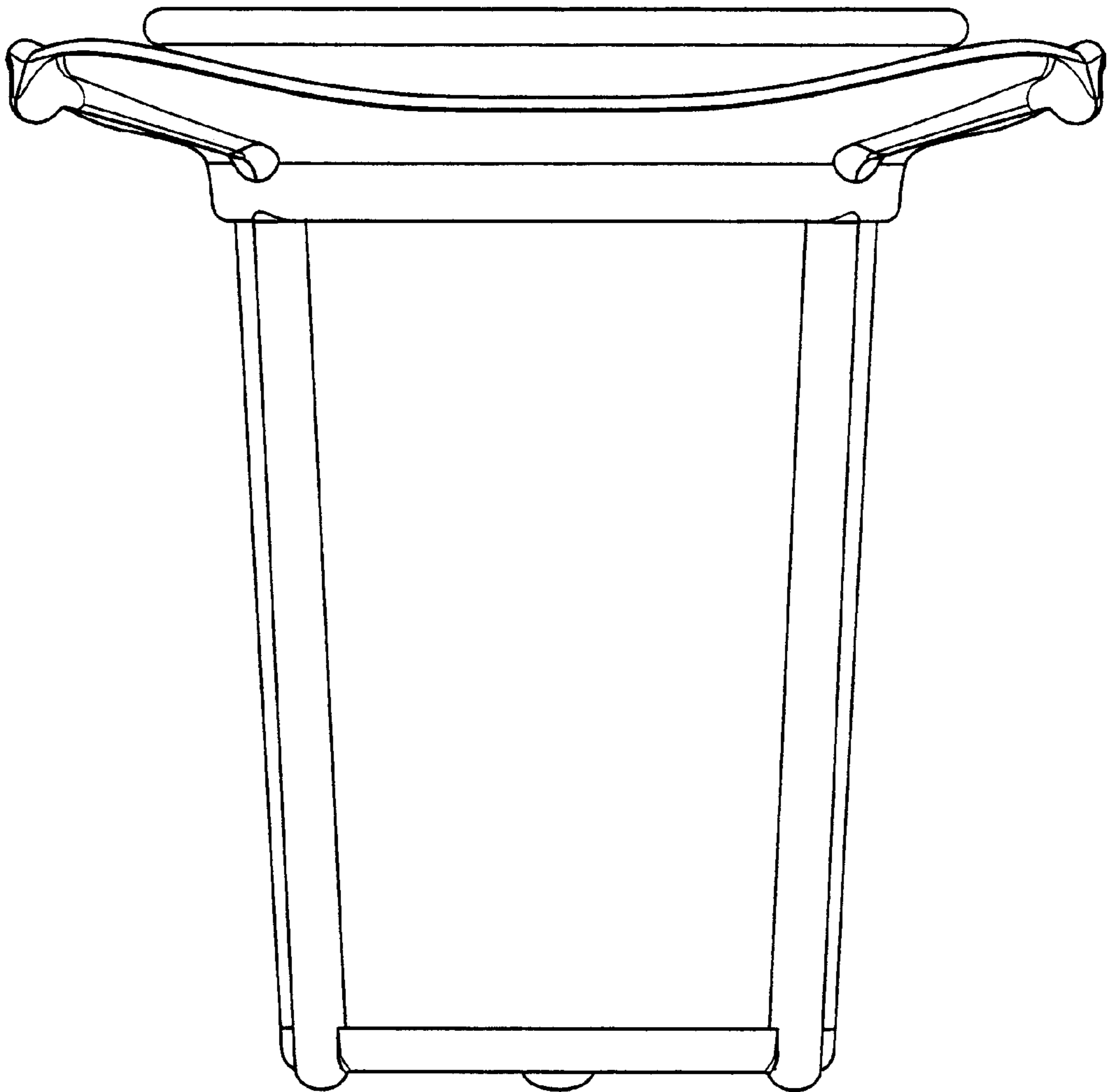


Fig. 2

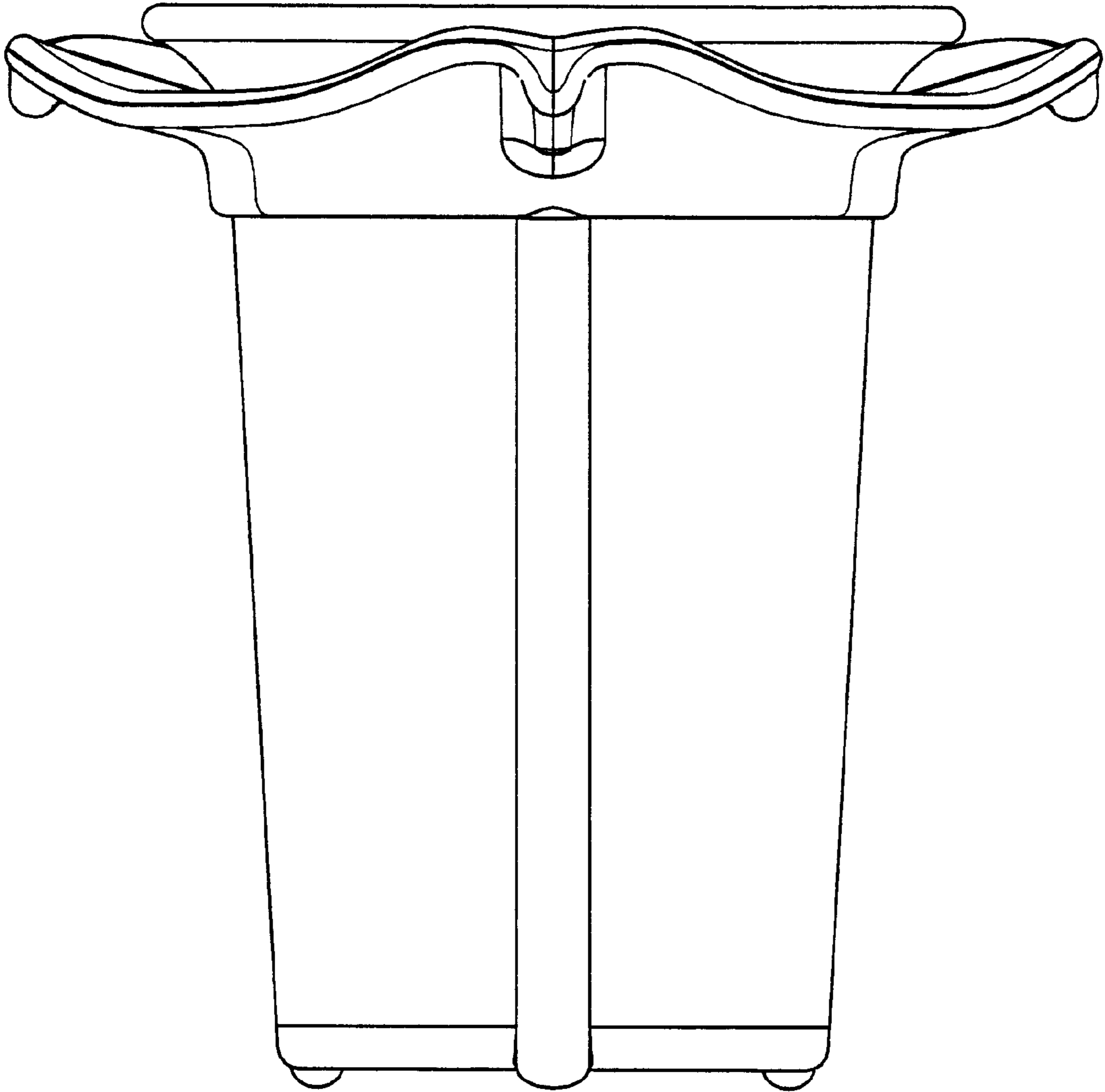


Fig. 3




Fig. 4




Fig. 5

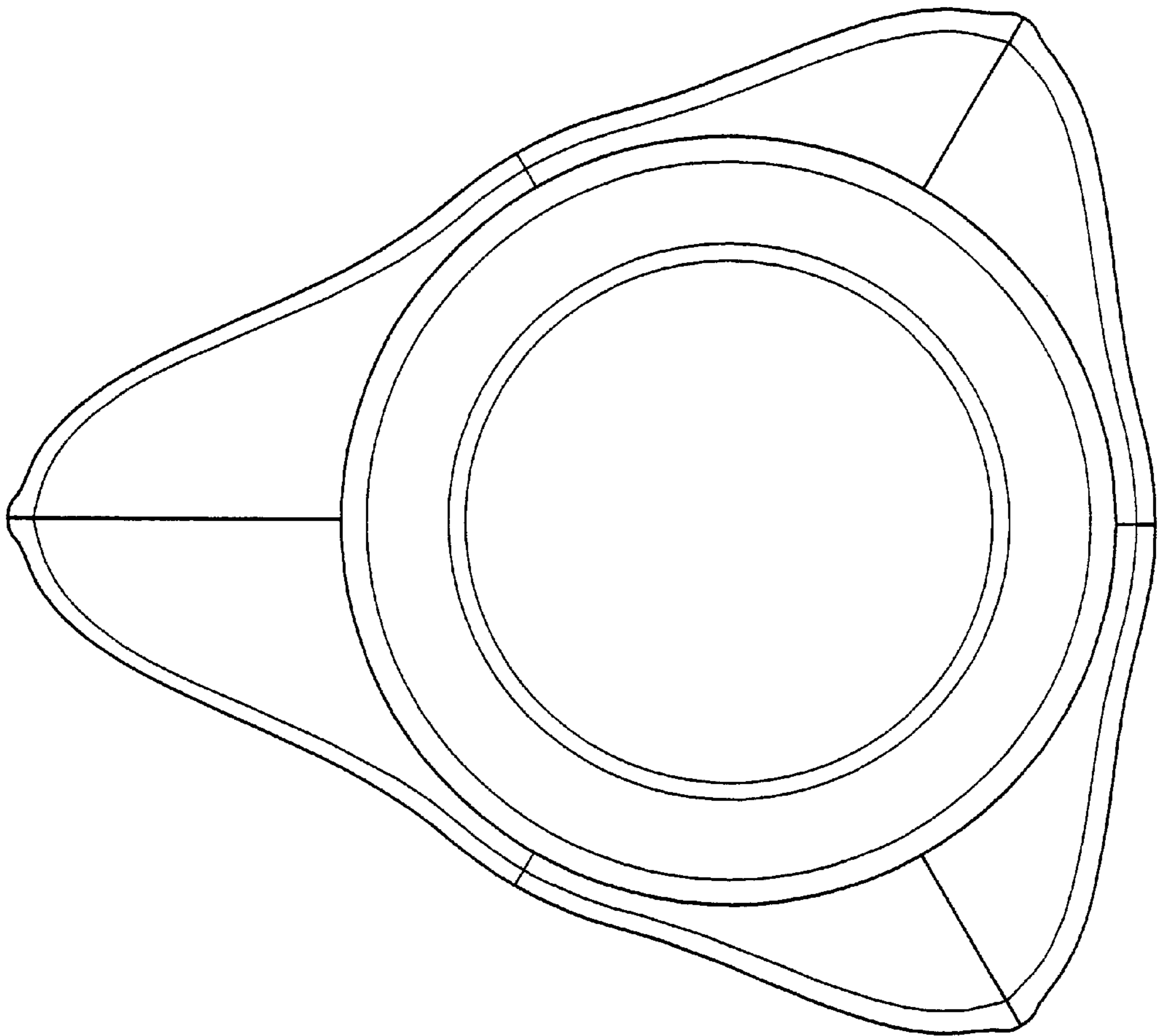


Fig. 6

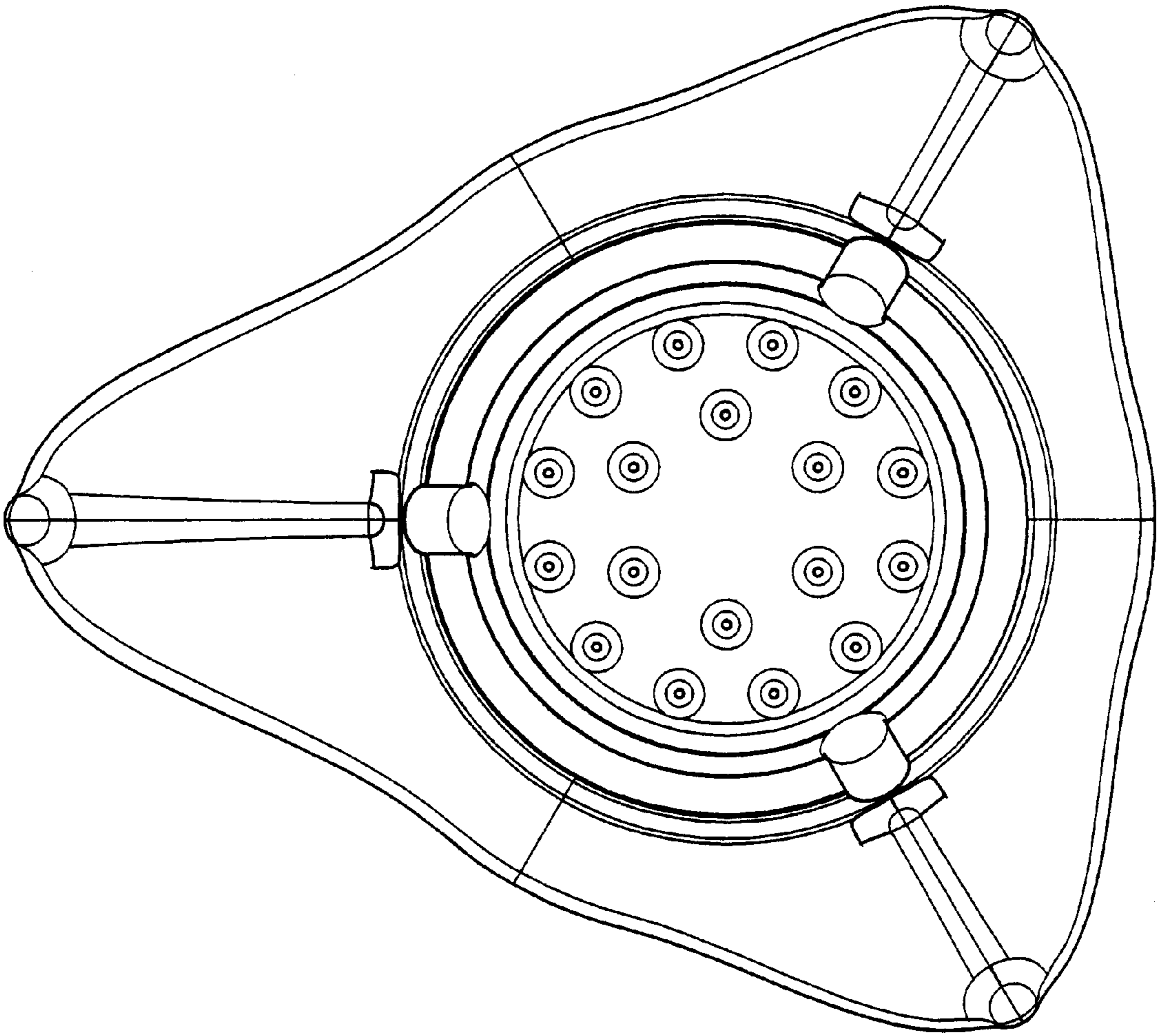


Fig. 7