



US00D447896B1

(12) **United States Design Patent**
Ho

(10) **Patent No.:** **US D447,896 S**

(45) **Date of Patent:** **** Sep. 18, 2001**

(54) **CHAIR ARMREST**

D. 440,438 * 4/2001 Chen D6/501

(76) Inventor: **Hsueh-Yu Ho**, P.O. Box 63-247,
Taichung (TW)

* cited by examiner

(**) Term: **14 Years**

Primary Examiner—Gary D. Watson
(74) *Attorney, Agent, or Firm*—Alan Kamrath; Rider,
Bennett, Egan & Arundel, LLP

(21) Appl. No.: **29/133,521**

(57) **CLAIM**

(22) Filed: **Nov. 29, 2000**

The ornamental design for chair armrest, as shown and described.

(51) **LOC (7) Cl.** **06-01**

(52) **U.S. Cl.** **D6/501; D6/366**

(58) **Field of Search** D6/334, 364, 365,
D6/366, 367, 379, 500, 501, 502; 297/411.2,
411.25, 411.27, 411.28

DESCRIPTION

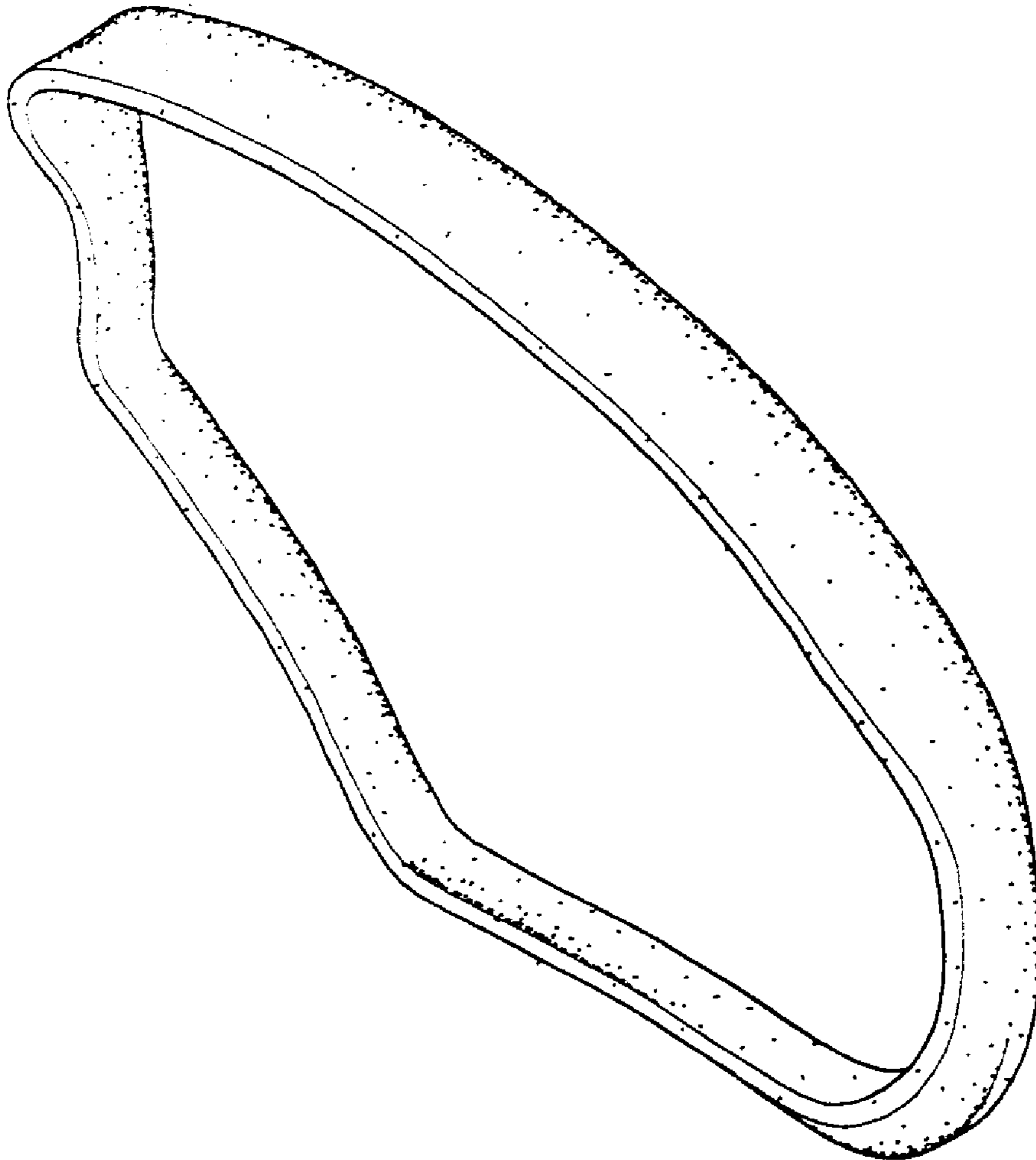
(56) **References Cited**

U.S. PATENT DOCUMENTS

- D. 424,846 * 5/2000 Ho D6/501
- D. 433,833 * 11/2000 Schultz et al. D6/366
- D. 435,747 * 1/2001 Ho-Tsai et al. D6/501
- D. 439,081 * 3/2001 Goodworth D6/501

FIG. 1 is a perspective view of a chair armrest showing my new design;
FIG. 2 is a front elevational view thereof;
FIG. 3 is a rear elevational view thereof;
FIG. 4 is a left elevational view thereof;
FIG. 5 is a right elevational view thereof;
FIG. 6 is a top plan view thereof; and,
FIG. 7 is bottom plan view thereof.

1 Claim, 3 Drawing Sheets



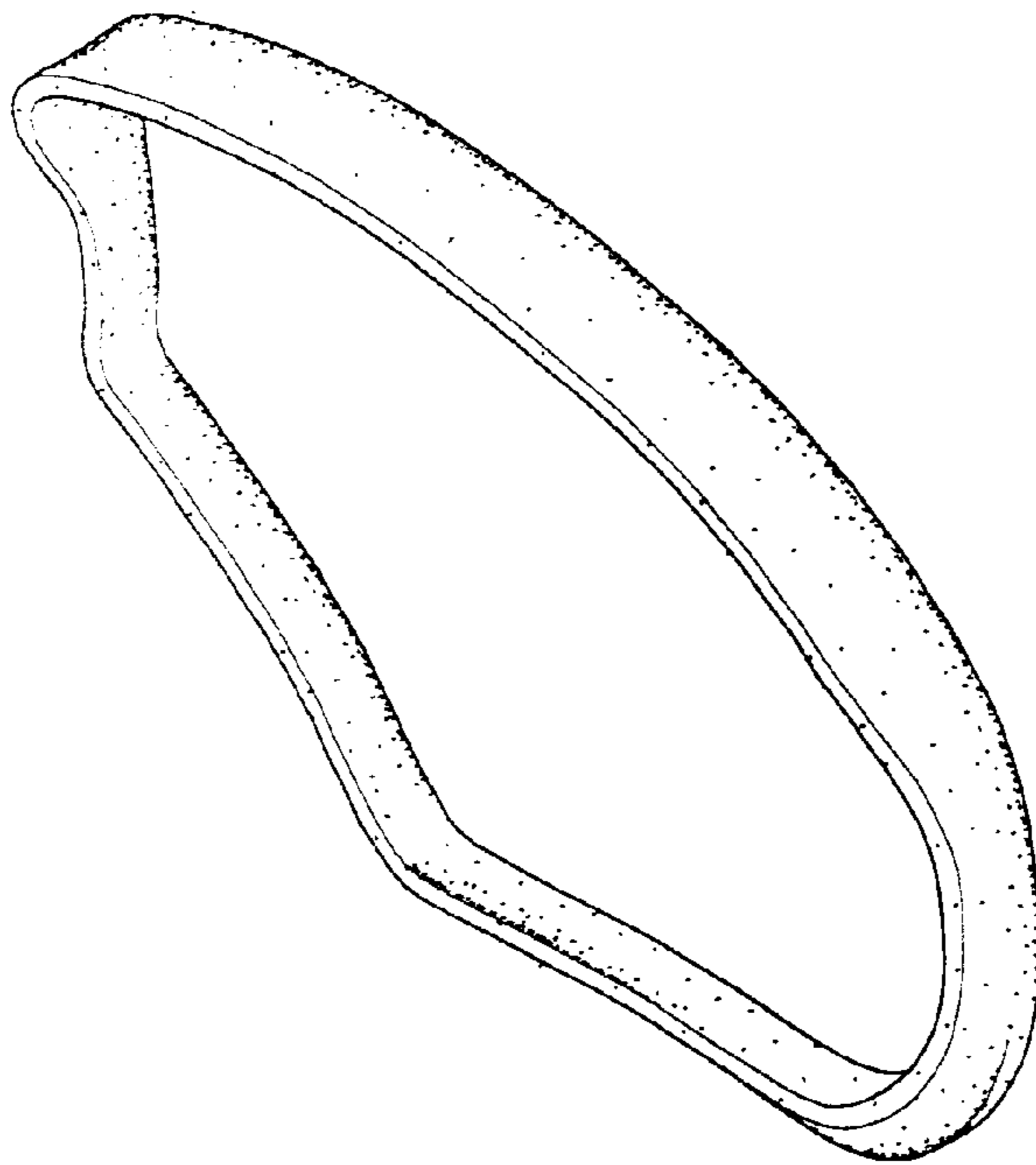


Fig. 1

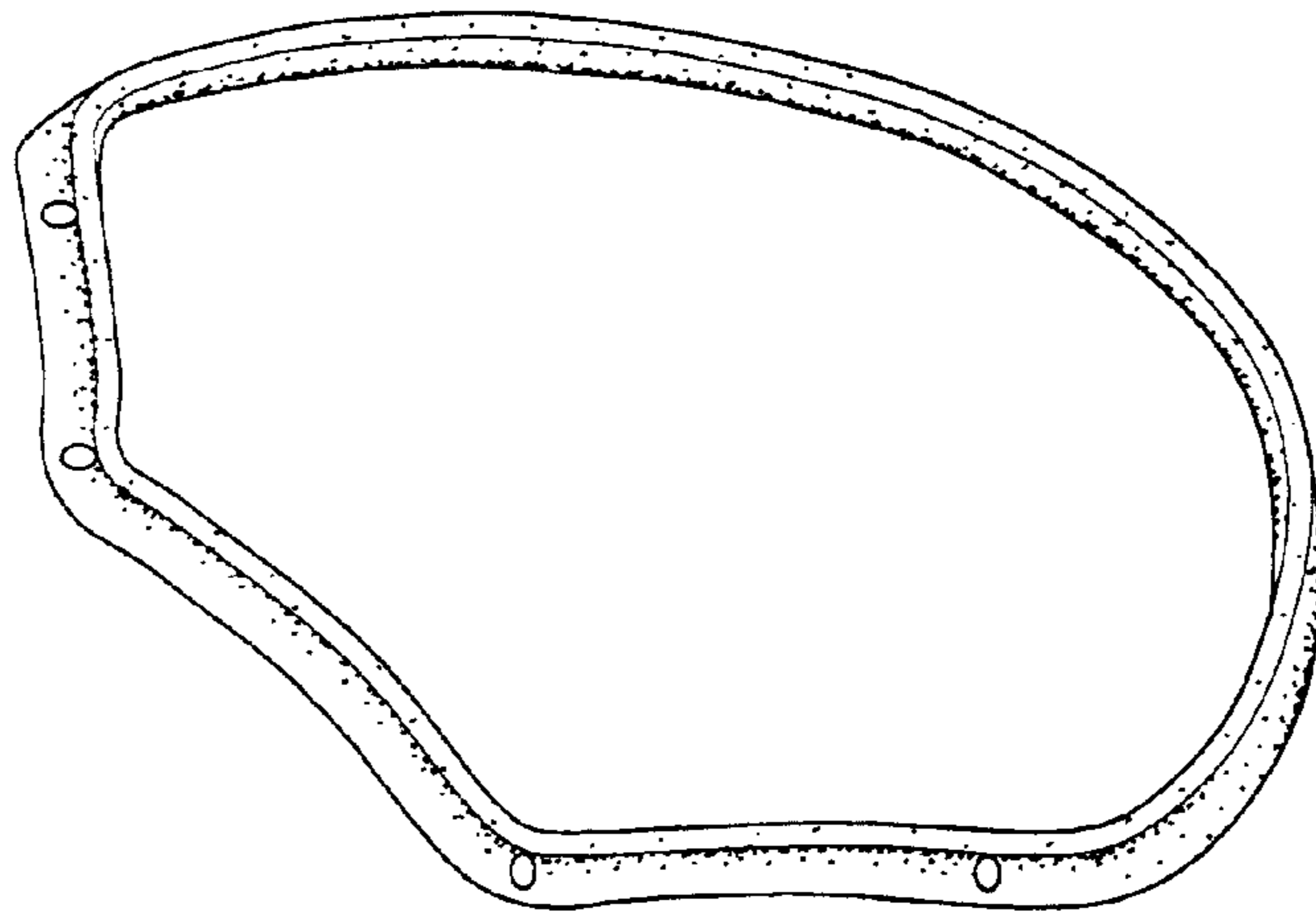


Fig. 2

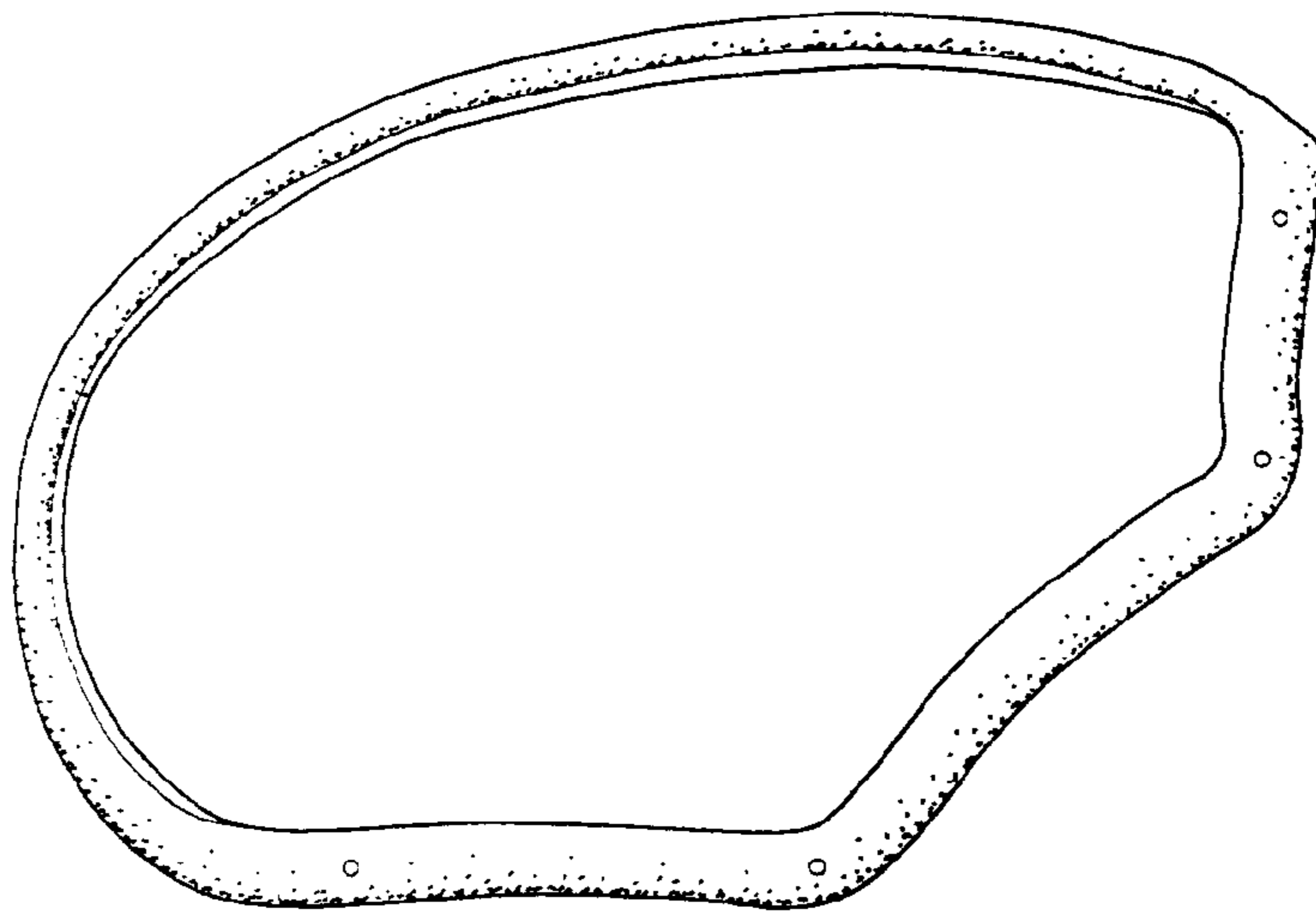


Fig. 3




Fig. 4



Fig. 5




Fig. 6



Fig. 7