



US00D447894B1

(12) **United States Design Patent**
Shiozaki et al.

(10) **Patent No.:** **US D447,894 S**

(45) **Date of Patent:** **** Sep. 18, 2001**

(54) **PRINTER TABLE FOR A COMPUTER**

3,883,104 * 5/1975 Delafield 248/188
3,910,206 * 10/1975 Jay 108/159

(75) Inventors: **Akihisa Shiozaki**, Tokyo; **Masataka Isomoto**, Yokohama; **Takashi Kusanagi**, Akishima; **Tsutomu Yoshihara**, Ayase, all of (JP)

OTHER PUBLICATIONS

Carson's, tables.*

* cited by examiner

(73) Assignee: **Canon Kabushiki Kaisha**, Tokyo (JP)

Primary Examiner—Janice E. Seeger

(**) Term: **14 Years**

(74) *Attorney, Agent, or Firm*—Fitzpatrick, Cella, Harper, & Scinto

(21) Appl. No.: **29/126,833**

(57) **CLAIM**

(22) Filed: **Jul. 26, 2000**

The ornamental design for a printer table for a computer, as shown and described.

(30) **Foreign Application Priority Data**

Feb. 1, 2000 (JP) 12-005805

DESCRIPTION

(51) **LOC (7) Cl.** **06-06**

FIG. 1 is a front view of a printer table for a computer showing our new design;

(52) **U.S. Cl.** **D6/495; D6/480**

FIG. 2 is a rear view thereof;

(58) **Field of Search** D6/480-489, 495-499; 108/153.1, 155, 156, 157.1, 157.16, 149, 161; 248/188, 188.1, 188.8

FIG. 3 is a top plan view thereof;

FIG. 4 is a bottom plan view thereof;

FIG. 5 is a left side view thereof;

FIG. 6 is a right side view thereof; and,

FIG. 7 is a perspective view as thereof.

The broken lines are for environmental purposes only and form no part of the claimed design.

(56) **References Cited**

U.S. PATENT DOCUMENTS

D. 237,729 * 11/1975 Coppa D6/484

D. 239,891 * 5/1976 Cipullo D6/486

1 Claim, 4 Drawing Sheets

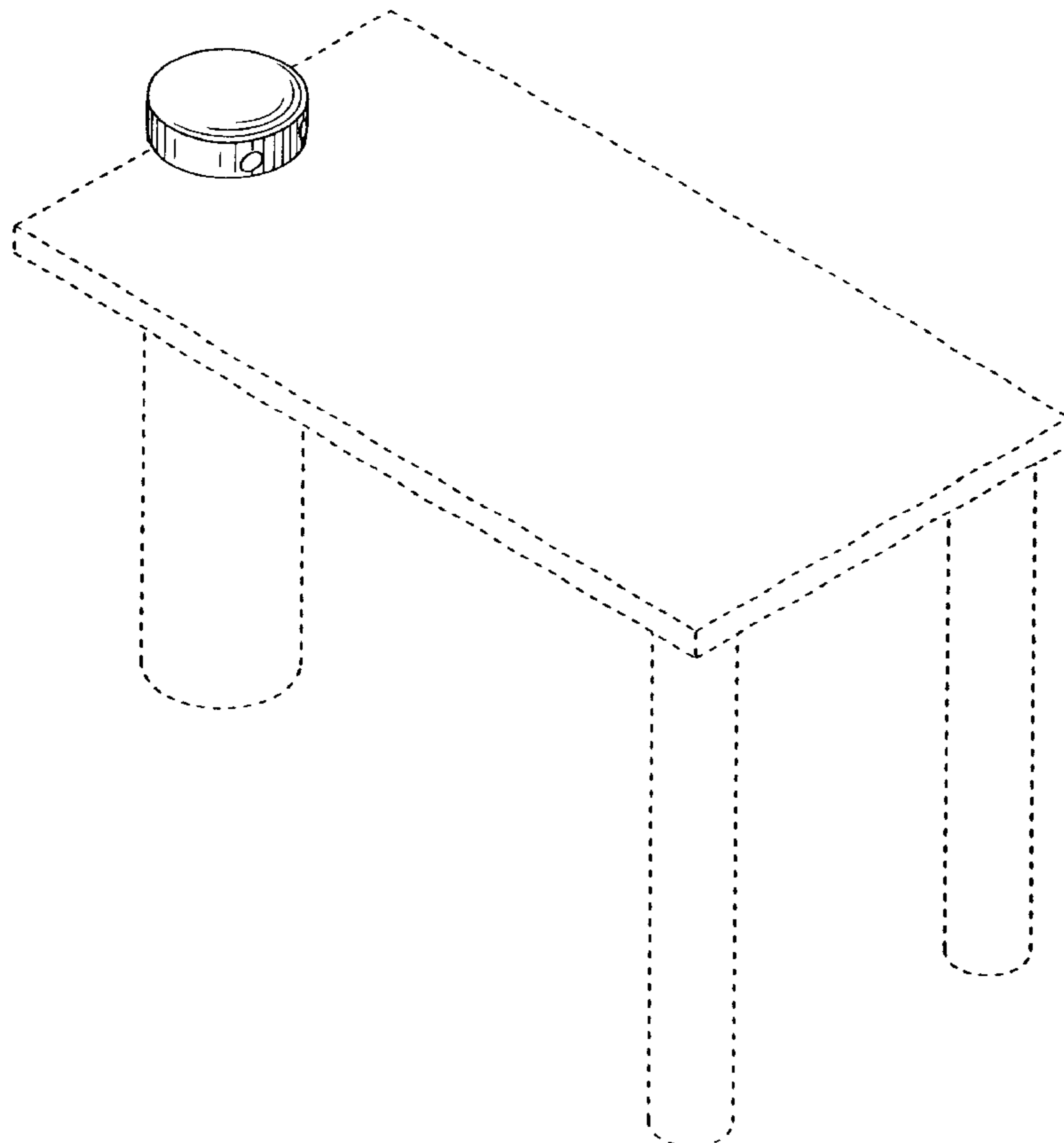


FIG. 1




FIG. 2




FIG. 3




FIG. 4




FIG. 5




FIG. 6




FIG. 7

