



US00D447886B1

(12) **United States Design Patent**
O'Hare et al.

(10) **Patent No.:** **US D447,886 S**

(45) **Date of Patent:** **** Sep. 18, 2001**

(54) **CHINA CABINET**

(75) Inventors: **Timothy M. O'Hare**, Colfax; **Shawn C. Stanton**, High Point, both of NC (US)

(73) Assignee: **Thomasville Furniture Industries, Inc.**, Thomasville, NC (US)

(**) Term: **14 Years**

(21) Appl. No.: **29/128,842**

(22) Filed: **Aug. 30, 2000**

(51) **LOC (7) Cl.** **06-04**

(52) **U.S. Cl.** **D6/438**

(58) **Field of Search** D6/432, 434, 436,
D6/438, 439, 445, 446, 447; 312/204, 224,
107, 114

(56) **References Cited**

U.S. PATENT DOCUMENTS

D. 257,197	*	10/1980	Sanchez	D6/438
D. 371,256	*	7/1996	Paus	D6/438
D. 371,688	*	7/1996	Keller	D6/438
D. 372,139		7/1996	Walters, III et al.	D6/438
D. 389,654		1/1998	Walters, III et al.	D6/438
D. 390,719	*	2/1998	Walters, III et al.	D6/438
D. 441,219	*	5/2001	Cain	D6/438

OTHER PUBLICATIONS

Furniture Today, Aico/Amini Regency collection china cabinet, p. 165 Apr. 27, 1998.*

China Deck and Base, Athena Collection, Bernhardt, L.L.C. Hutch and Buffet, Bob Mackie Home, p. 17.

* cited by examiner

Primary Examiner—Cathron C. Brooks

(74) *Attorney, Agent, or Firm*—Womble Carlyle Sandridge & Rice, PLLC

(57) **CLAIM**

The ornamental design for a china cabinet, as shown and described.

DESCRIPTION


FIG. 1 is a left front perspective view of a china cabinet showing my new design;

FIG. 2 is a front elevational view thereof; and,

FIG. 3 is a side elevational view, the opposite side being a mirror image thereof.

The bottom and rear views of the china cabinet are not shown and form no part of the claimed design. The dashed lines represent environmental elements only and form no part of the claimed design.

1 Claim, 3 Drawing Sheets






FIG. 1




FIG.2

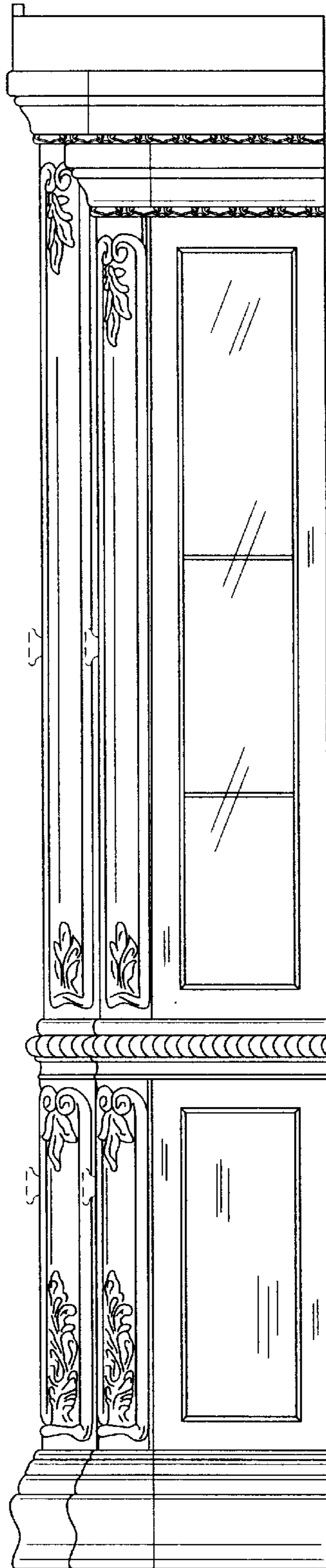


FIG. 3