



US00D447881B1

(12) **United States Design Patent**
Evans et al.

(10) **Patent No.:** **US D447,881 S**

(45) **Date of Patent:** **** Sep. 18, 2001**

(54) **ARM CHAIR**

D. 425,718 * 5/2000 van Valderen D6/370

(75) Inventors: **Damian Philip Evans**, Hammersmith;
Tony Rowe, Richmond, both of (GB)

* cited by examiner

Primary Examiner—Gary D. Watson

(73) Assignee: **Faversham Furniture Limited**,
Faversham (GB)

(74) *Attorney, Agent, or Firm*—Bradley Arant Rose &
White LLP

(**) Term: **14 Years**

(57) **CLAIM**

(21) Appl. No.: **29/135,243**

The ornamental design for an arm chair, substantially as
shown and described.

(22) Filed: **Jan. 8, 2001**

DESCRIPTION

(30) **Foreign Application Priority Data**

Jul. 11, 2000 (GB) 2094137

(51) **LOC (7) Cl.** **06-01**

(52) **U.S. Cl.** **D6/370; D6/379**

(58) **Field of Search** D6/334, 370, 374,
D6/376, 379, 380, 500, 501, 502; 297/446.1,
452.63

FIG. 1 is a perspective view of an arm chair as seen from an
elevated point to the front and right side, showing the new
design subject of this application, and wherein the view from
the front and left side presents the mirror image of the Figure
presented.

FIG. 2 is a side view showing the right side of the design of
the arm chair of the current invention, and represents a
mirror image of a side view if taken from the left side.

FIG. 3 is a front view of the design of the arm chair of the
current invention; and,

FIG. 4 is a rear view of the design of the arm chair of the
current invention.


The features of views not shown or described form no part
of the claimed design.

(56) **References Cited**

U.S. PATENT DOCUMENTS

- D. 321,602 * 11/1991 Saiger D6/379
- D. 338,115 * 8/1993 Grosfillex D6/370
- D. 399,666 * 10/1998 Muller D6/370

1 Claim, 4 Drawing Sheets






Fig. 1

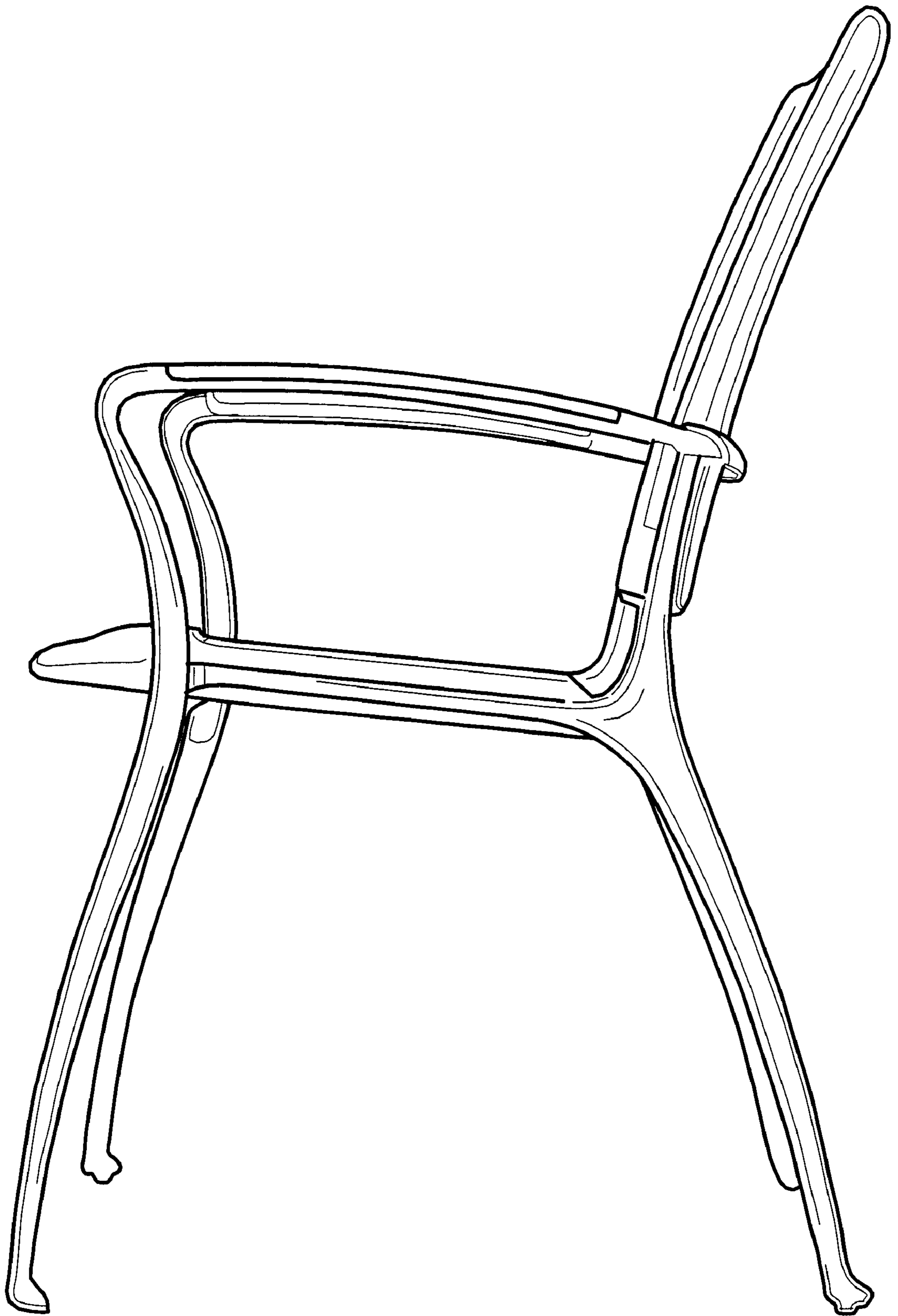


Fig. 2

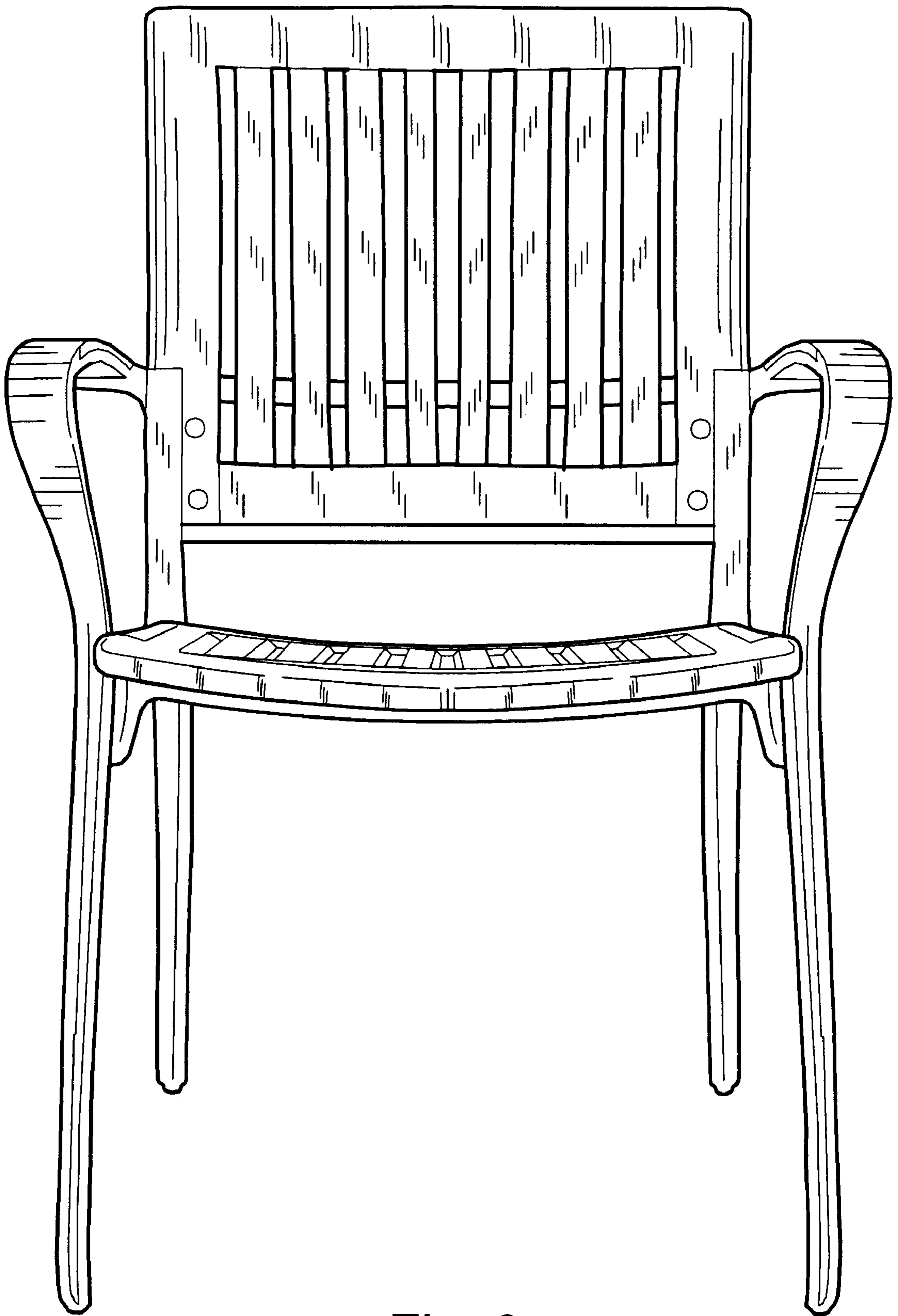


Fig. 3




Fig. 4