



US00D447837B1

(12) **United States Design Patent**
Kling et al.

(10) **Patent No.:** **US D447,837 S**

(45) **Date of Patent:** **** Sep. 11, 2001**

(54) **HAIR CUTTING MACHINE**

FOREIGN PATENT DOCUMENTS

(75) Inventors: **Björn Kling**, Frankfurt am Main;
Roland Ullmann, Offenbach, both of
(DE)

MR1107 9/1979 (DE) .
MR20775 4/1983 (DE) .
MR22913 7/1984 (DE) .
MR23154 7/1984 (DE) .

(73) Assignee: **Braun GmbH**, Kronberg (DE)

OTHER PUBLICATIONS

(**) Term: **14 Years**

Evans 1989/90, p. 215 Y item No. 6.*
Hong Kong Enterprise Feb. 1995, p. 210: item No.
RH-M302 in top row; and item No. SV-M470 in bottom
row.*
Best Holiday '95 Catalog, p. A34: top row; item "C".*
Braun "Blueprint For Success" trade brochure dated 1996;
shaver shown on p. 4.*
Hong Kong Enterprise Oct. 1997, p. 495: item No.
HP-150.*

(21) Appl. No.: **29/103,834**

(22) Filed: **Apr. 23, 1999**

(30) **Foreign Application Priority Data**

Oct. 23, 1998 (XH) DMA/004 278

(51) **LOC (7) Cl.** **28-03**

(52) **U.S. Cl.** **D28/53**

(58) **Field of Search** D28/44, 44.2,
D28/52-54; 30/30, 34.05, 34.1, 34.2, 42,
43, 43.1-43.9, 43.91, 43.92, 196-204, 208-210

* cited by examiner

Primary Examiner—Ted Shooman

Assistant Examiner—C Tuttle

(74) *Attorney, Agent, or Firm*—Fish & Richardson P.C.

(56) **References Cited**

(57) **CLAIM**

U.S. PATENT DOCUMENTS

The ornamental design for a hair cutting machine, as shown
and described.

- D. 185,170 * 5/1959 Peters D28/54
- D. 294,407 * 2/1988 Ullmann D28/53
- D. 295,682 * 5/1988 Iwai D28/53
- D. 304,627 * 11/1989 Yonesawa D28/53
- D. 319,712 * 9/1991 Nikolaus D28/53
- D. 339,655 * 9/1993 Sulik D28/53
- D. 356,185 * 3/1995 Rizzuto, Jr. et al. D28/53
- D. 363,143 * 10/1995 Ching D28/50
- D. 367,946 * 3/1996 Akashi et al. D28/51
- D. 388,542 12/1997 Ullmann D28/49
- D. 391,676 * 3/1998 Sulik D28/51
- D. 408,586 * 4/1999 Nielsen et al. D28/53
- D. 417,931 * 12/1999 Lebherz D28/53
- D. 419,723 * 1/2000 Ullmann D28/49
- 5,054,199 * 10/1991 Ogawa et al. 30/34.1
- 5,105,541 * 4/1992 Messinger et al. 30/34.1

DESCRIPTION

FIG. 1 is a top and front perspective view of a hair cutting
machine showing our new design;
FIG. 2 is a front view thereof;
FIG. 3 is a top plan view thereof;
FIG. 4 is a bottom plan view thereof;
FIG. 5 is a rear view thereof;
FIG. 6 is a right side view thereof; and,
FIG. 7 is a left side view thereof.

1 Claim, 7 Drawing Sheets






FIG. 1



FIG. 2




FIG. 3




FIG. 4




FIG. 5




FIG. 6




FIG. 7