



US00D447834B1

(12) **United States Design Patent**
Chen

(10) **Patent No.:** **US D447,834 S**

(45) **Date of Patent:** **** Sep. 11, 2001**

(54) **LIGHTER**

D. 428,523 * 9/1999 Chen D27/157 X
D. 437,085 * 1/2001 Lee D27/141

(76) Inventor: **Peter Chen**, 11135 E. Rush St., #B, S.
El Monte, CA (US) 91733

* cited by examiner

(**) Term: **14 Years**

Primary Examiner—Susan J. Lucas

Assistant Examiner—Jennifer Rivard

(21) Appl. No.: **29/134,947**

(74) *Attorney, Agent, or Firm*—Raymond Y. Chan; David
and Raymond Patent Group

(22) Filed: **Dec. 28, 2000**

(57) **CLAIM**

(51) **LOC (7) Cl.** **27-05**

The ornamental design for a lighter, as shown.

(52) **U.S. Cl.** **D27/157**

DESCRIPTION

(58) **Field of Search** D27/141, 154,
D27/155, 157, 160; 431/129, 130, 132,
142–144, 151, 254–256, 267, 273, 274,
277

FIG. 1 is a perspective view showing my new design.

FIG. 2 is a front view thereof.

FIG. 3 is a rear view thereof.

FIG. 4 is a right end view thereof.

FIG. 5 is a left end view thereof.

FIG. 6 is a top view thereof; and,

FIG. 7 is a bottom view thereof.


(56) **References Cited**

U.S. PATENT DOCUMENTS

D. 217,831 * 6/1970 Racek D27/157

D. 240,304 * 6/1976 Neyret D27/154

1 Claim, 7 Drawing Sheets






FIG. 1




FIG. 2




FIG. 3




FIG. 4



FIG. 5




FIG. 6



FIG. 7