



US00D447832B1

(12) **United States Design Patent**
Ruiz

(10) **Patent No.:** **US D447,832 S**

(45) **Date of Patent:** **** Sep. 11, 2001**

- (54) **ARM FOR LIGHTING FIXTURE**
- (75) Inventor: **Ferra Ruiz**, Barcelona (ES)
- (73) Assignee: **Davoil, Inc.**
- (**) Term: **14 Years**
- (21) Appl. No.: **29/116,573**
- (22) Filed: **Jan. 5, 2000**
- (51) **LOC (7) Cl.** **26-99**
- (52) **U.S. Cl.** **D26/155**
- (58) **Field of Search** D26/72, 80-92,
D26/142-145, 153, 155; 362/147, 404-408,
432

D. 405,915 * 2/1999 Fraile D26/145

* cited by examiner

Primary Examiner—Alan P. Douglas
Assistant Examiner—Linda Brooks
(74) *Attorney, Agent, or Firm*—Kenneth C. Hill

(57) **CLAIM**


The ornamental design for an arm for lighting fixture, as shown and described.

DESCRIPTION

FIG. 1 is a right side view of an arm for lighting fixture, and the left side view is a mirror image thereof.
FIG. 2 is a back view of an arm for lighting fixture.
FIG. 3 is a front view of an arm for lighting fixture.
FIG. 4 is a top view of an arm for lighting fixture; and,
FIG. 5 is a bottom view of an arm for lighting fixture.

- (56) **References Cited**
- U.S. PATENT DOCUMENTS**
- D. 123,861 * 12/1940 Elting D26/146
- D. 405,914 * 2/1999 Fraile D26/145

1 Claim, 3 Drawing Sheets



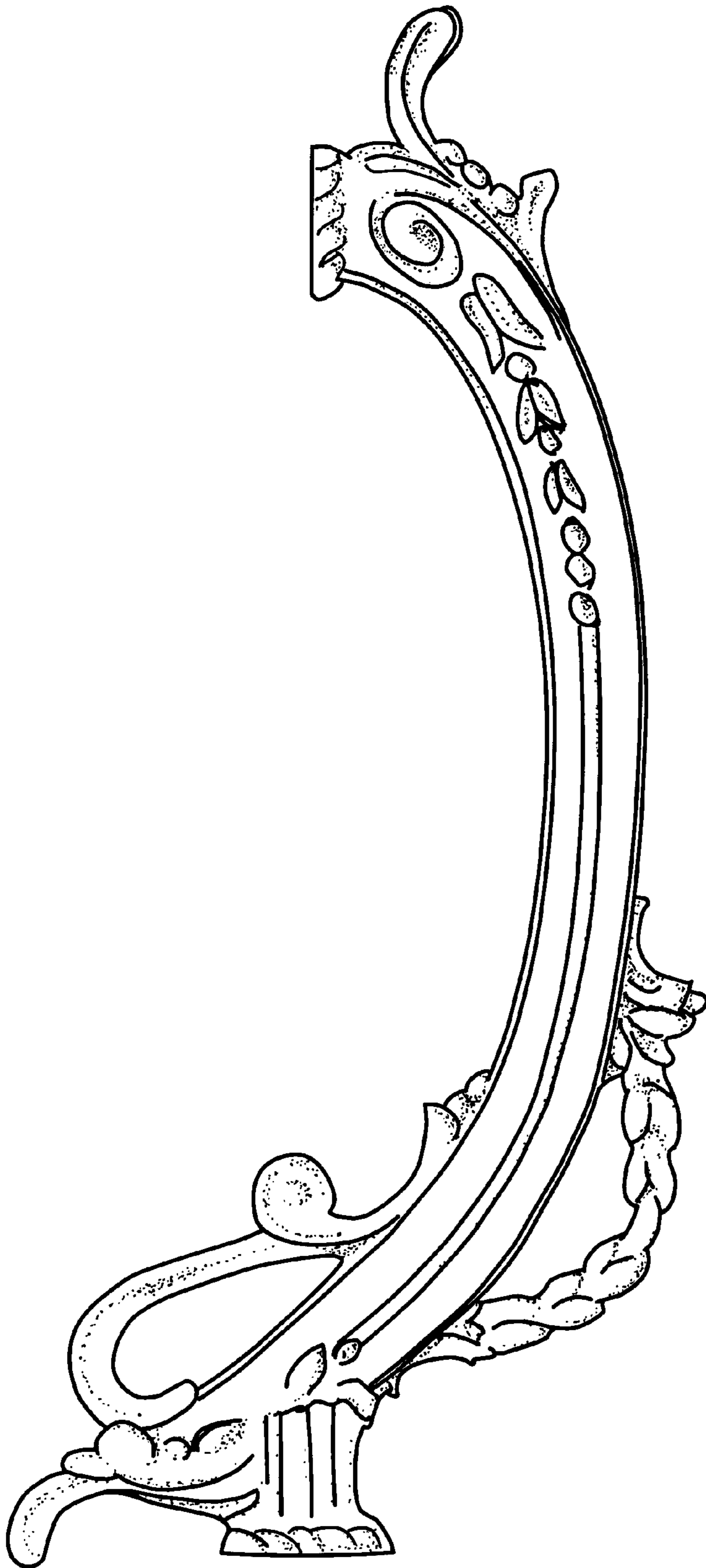


FIG. 1

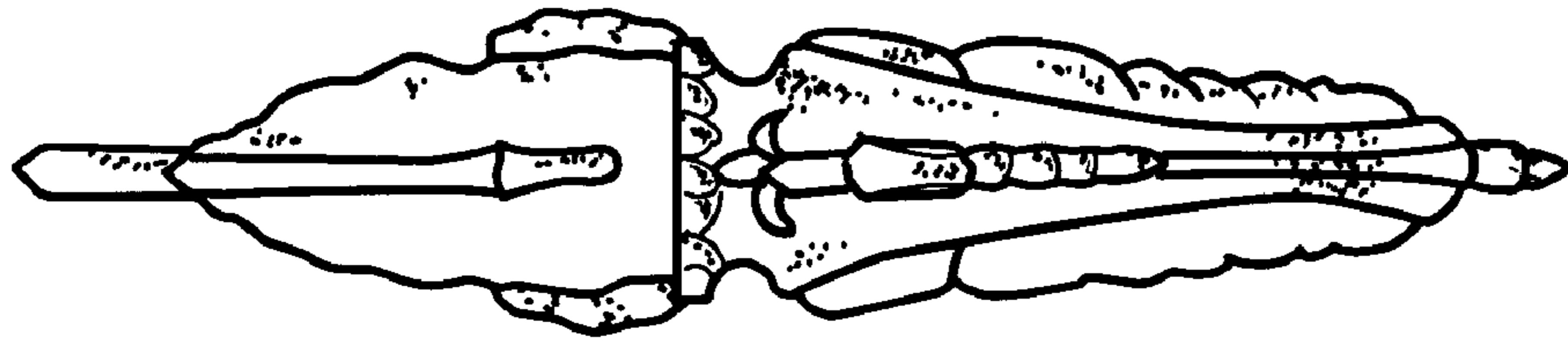


FIG. 2

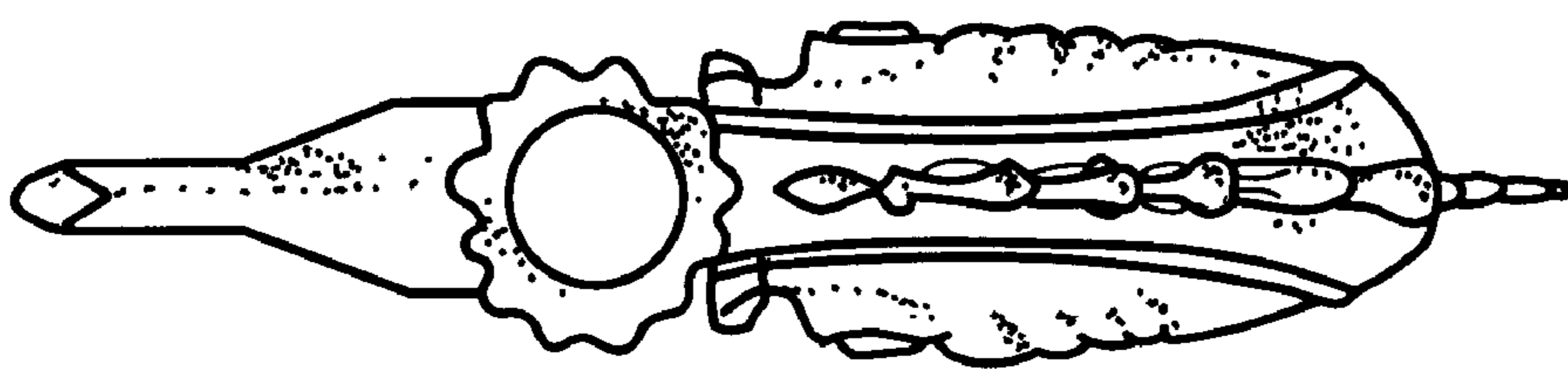


FIG. 3

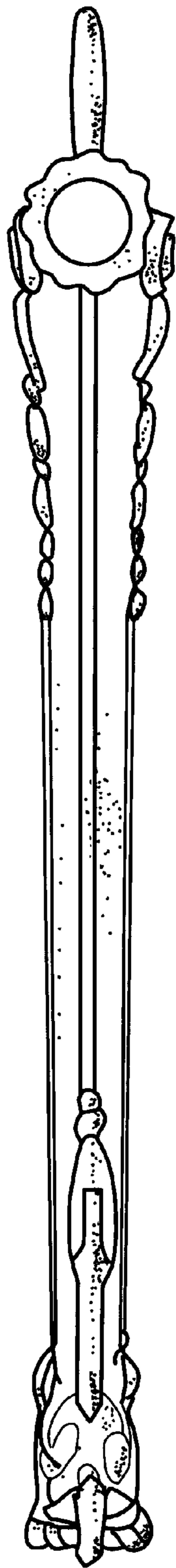


FIG. 4

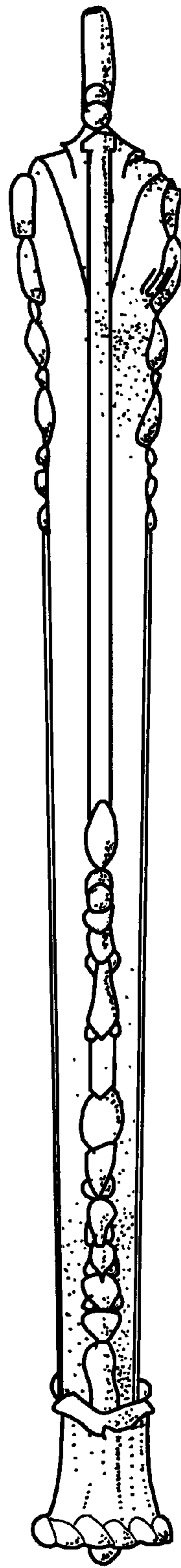


FIG. 5