



US00D447771B1

(12) **United States Design Patent**
Isaacs

(10) **Patent No.:** **US D447,771 S**

(45) **Date of Patent:** **** Sep. 11, 2001**

(54) **PEN**
(75) **Inventor:** **Judah Isaacs**, Far Rockaway, NY (US)
(73) **Assignee:** **Innovative Premiums**, Oceanside, NY (US)
(**) **Term:** **14 Years**

D. 259,180 * 5/1981 Zeiger D9/314 X
D. 308,340 * 6/1990 Ilsen et al. D9/314 X
D. 349,726 * 8/1994 Radmilovic et al. D19/54
D. 413,145 * 8/1999 Brescia et al. D19/51
D. 421,052 * 2/2000 Yazawa D19/48
D. 424,110 * 5/2000 Hu D19/51
D. 431,599 * 10/2000 Izushima D19/47

* cited by examiner

(21) **Appl. No.:** **29/135,816**
(22) **Filed:** **Jan. 19, 2001**

Primary Examiner—Martie K. Holtje
(74) *Attorney, Agent, or Firm*—Helfgott & Karas, P.C.

Related U.S. Application Data

(62) Division of application No. 29/131,561, filed on Oct. 24, 2000.
(51) **LOC (7) Cl.** **19-06**
(52) **U.S. Cl.** **D19/42; D19/51; D19/55; D19/56**
(58) **Field of Search** D19/35, 36, 41-51, D19/53-58, 81-85; 401/6, 7, 88, 52, 195, 99, 100, 103; D9/314

(57) **CLAIM**

I claim the ornamental design for a pen, as shown and described.

DESCRIPTION

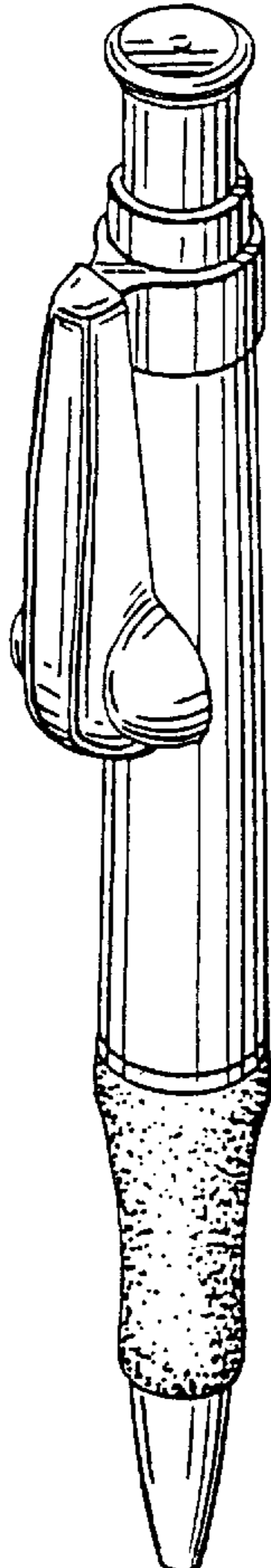
FIG. 1 is a perspective of the pen;
FIG. 2 is a top view of the pen;
FIG. 3 is a front view of the pen;
FIG. 4 is a side view of the pen;
FIG. 5 is a rear view of the pen; and,
FIG. 6 is a bottom view of the pen.

(56) **References Cited**

U.S. PATENT DOCUMENTS

D. 240,715 * 7/1976 Schwartz D9/314

1 Claim, 2 Drawing Sheets






FIG. 2

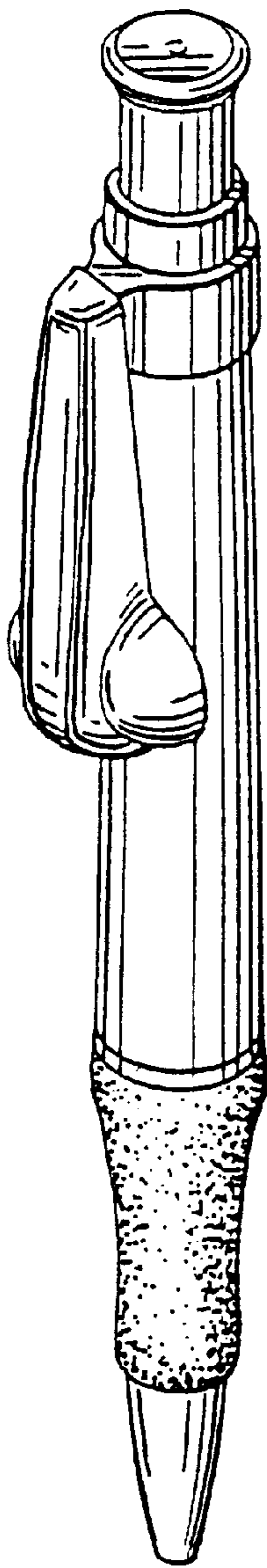


FIG. 1

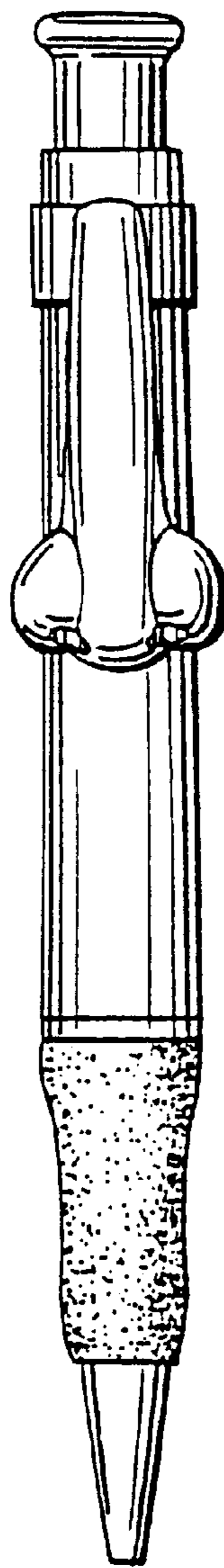


FIG. 3

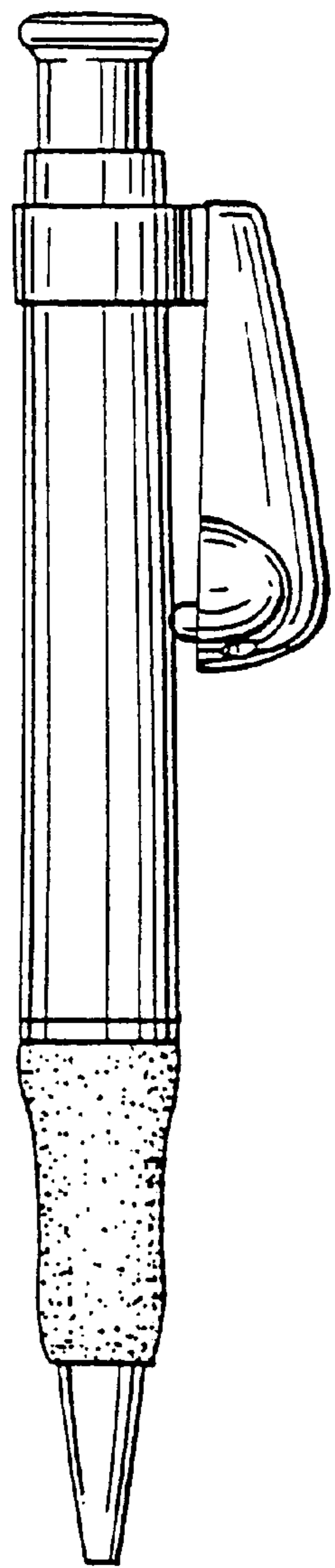


FIG. 4

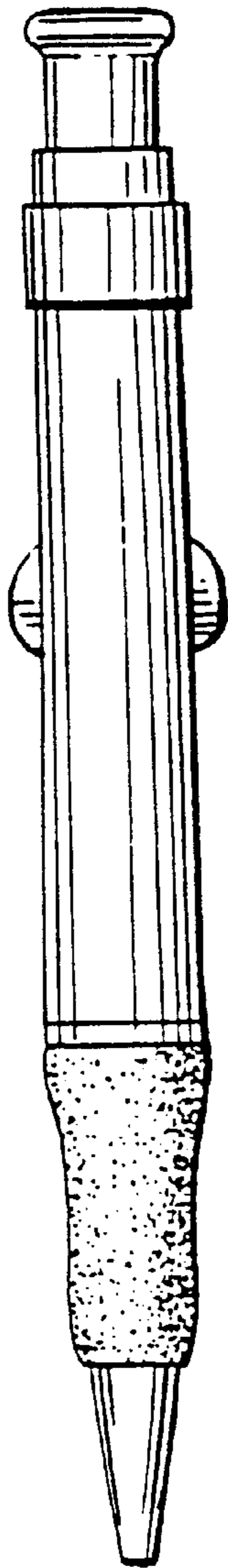


FIG. 5

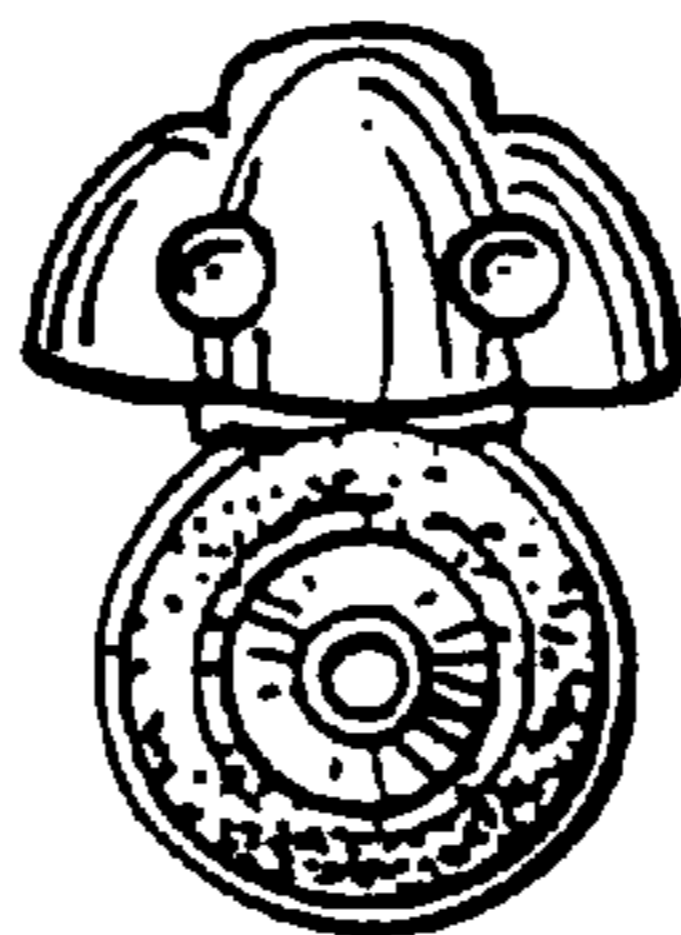


FIG. 6