



US00D447766B1

(12) **United States Design Patent**  
**Obara et al.**

(10) **Patent No.:** **US D447,766 S**

(45) **Date of Patent:** **\*\* Sep. 11, 2001**

(54) **PORTABLE PRINTER**

(75) Inventors: **Hiroshi Obara**, Kanagawa; **Shu Satake**, Miyagi, both of (JP)

(73) Assignee: **Ricoh Company, Ltd.**, Tokyo (JP)

(\*\*) Term: **14 Years**

(21) Appl. No.: **29/127,963**

(22) Filed: **Aug. 15, 2000**

(30) **Foreign Application Priority Data**

Feb. 24, 2000 (JP) ..... 12-003527

(51) **LOC (7) Cl.** ..... **18-02**

(52) **U.S. Cl.** ..... **D18/40**

(58) **Field of Search** ..... D18/37-39, 50,  
D18/53, 54-55, 14; 400/613, 613.1-613.4,  
691-694, 690.1-690.4

(56) **References Cited**

**U.S. PATENT DOCUMENTS**

- D. 336,444 \* 6/1993 Anderson et al. .... D18/50
- D. 343,829 \* 2/1994 Okuda et al. .... D18/50
- D. 343,856 \* 2/1994 Chan ..... D18/50
- D. 360,890 \* 8/1995 Tremlett ..... D18/19

- D. 409,584 \* 5/1999 Fetherolf ..... D18/54
- D. 414,505 \* 9/1999 Yatabe ..... D18/14
- D. 431,596 \* 10/2000 Berger ..... D18/50
- D. 432,563 \* 10/2000 Lin et al. .... D18/50
- 4,734,713 \* 3/1988 Sato et al. .... D18/54
- 5,411,339 \* 5/1995 Bahrabadi et al. .... D18/14

\* cited by examiner

*Primary Examiner*—Cathy Anne MacCormac

(74) *Attorney, Agent, or Firm*—Dickstein Shapiro Morin & Oshinsky LLP

(57) **CLAIM**

The ornamental design for the portable printer, as shown and described.

**DESCRIPTION**

FIG. 1 is a front elevation of a portable printer showing our new design;  
 FIG. 2 is top plan view thereof;  
 FIG. 3 is a rear elevation thereof;  
 FIG. 4 is a bottom plan view thereof;  
 FIG. 5 is a right side elevation thereof;  
 FIG. 6 is a left side elevation thereof; and,  
 FIG. 7 is a top, and right side perspective view thereof.

**1 Claim, 4 Drawing Sheets**

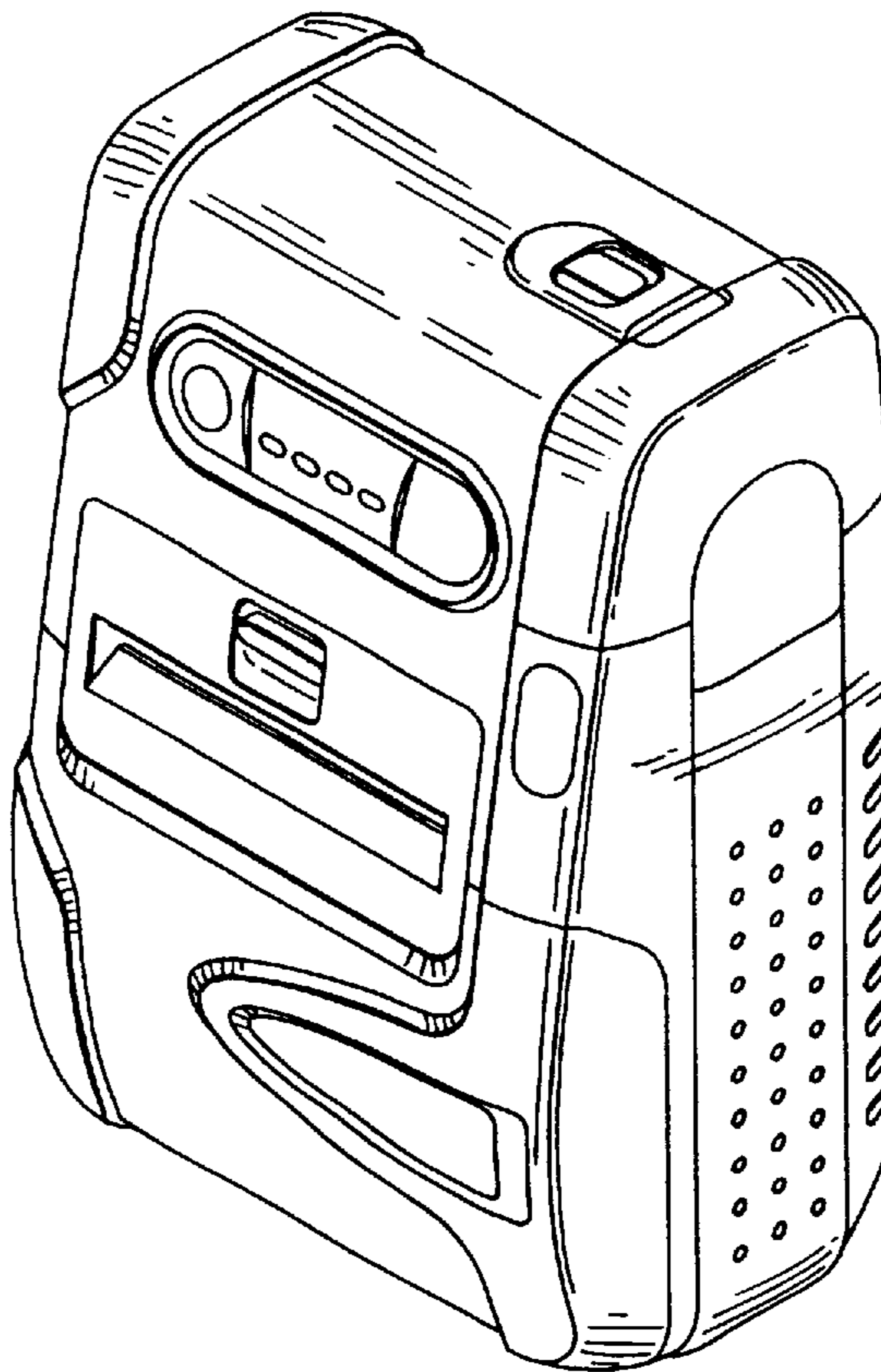


FIG. 1

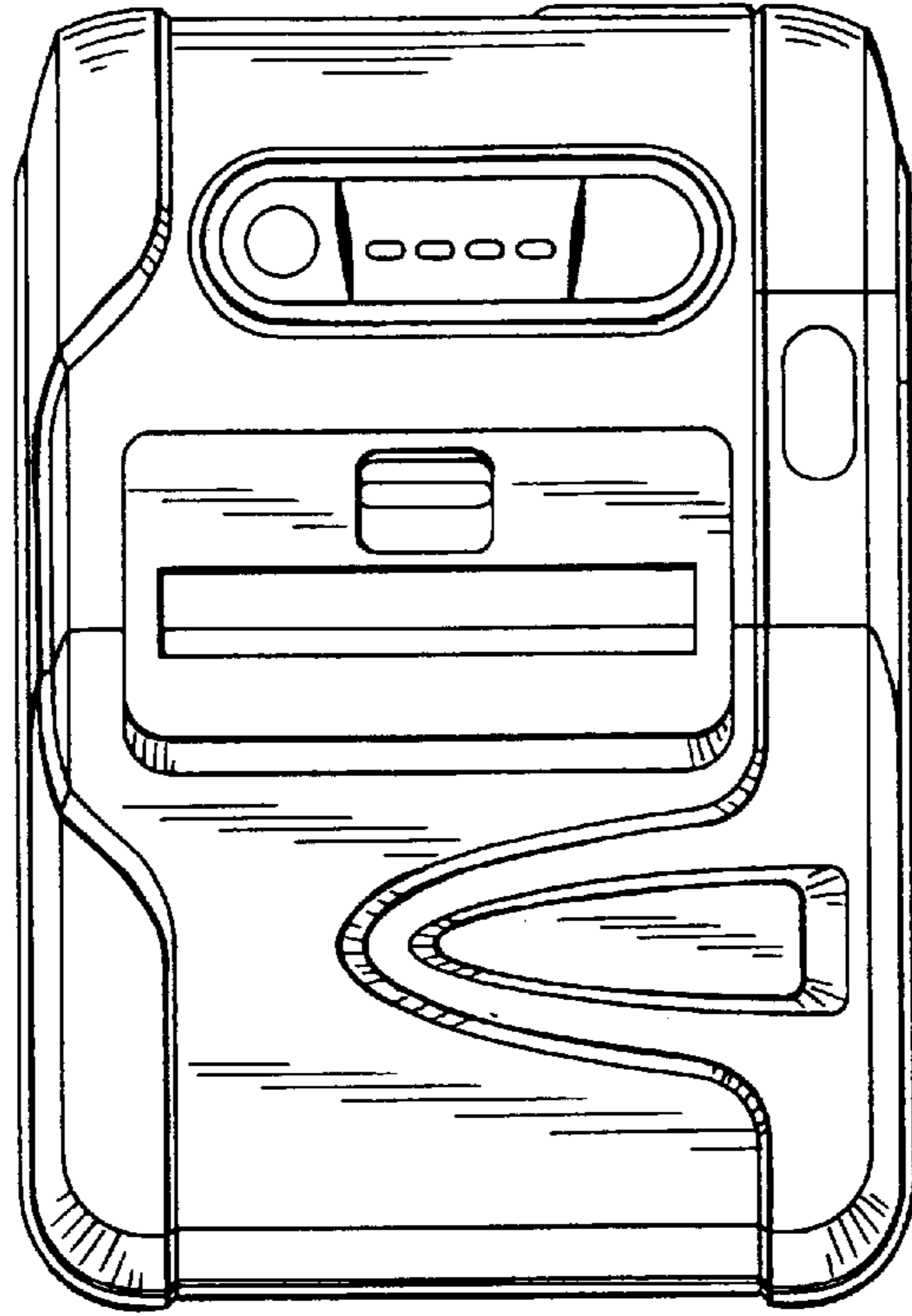


FIG. 2




FIG. 3

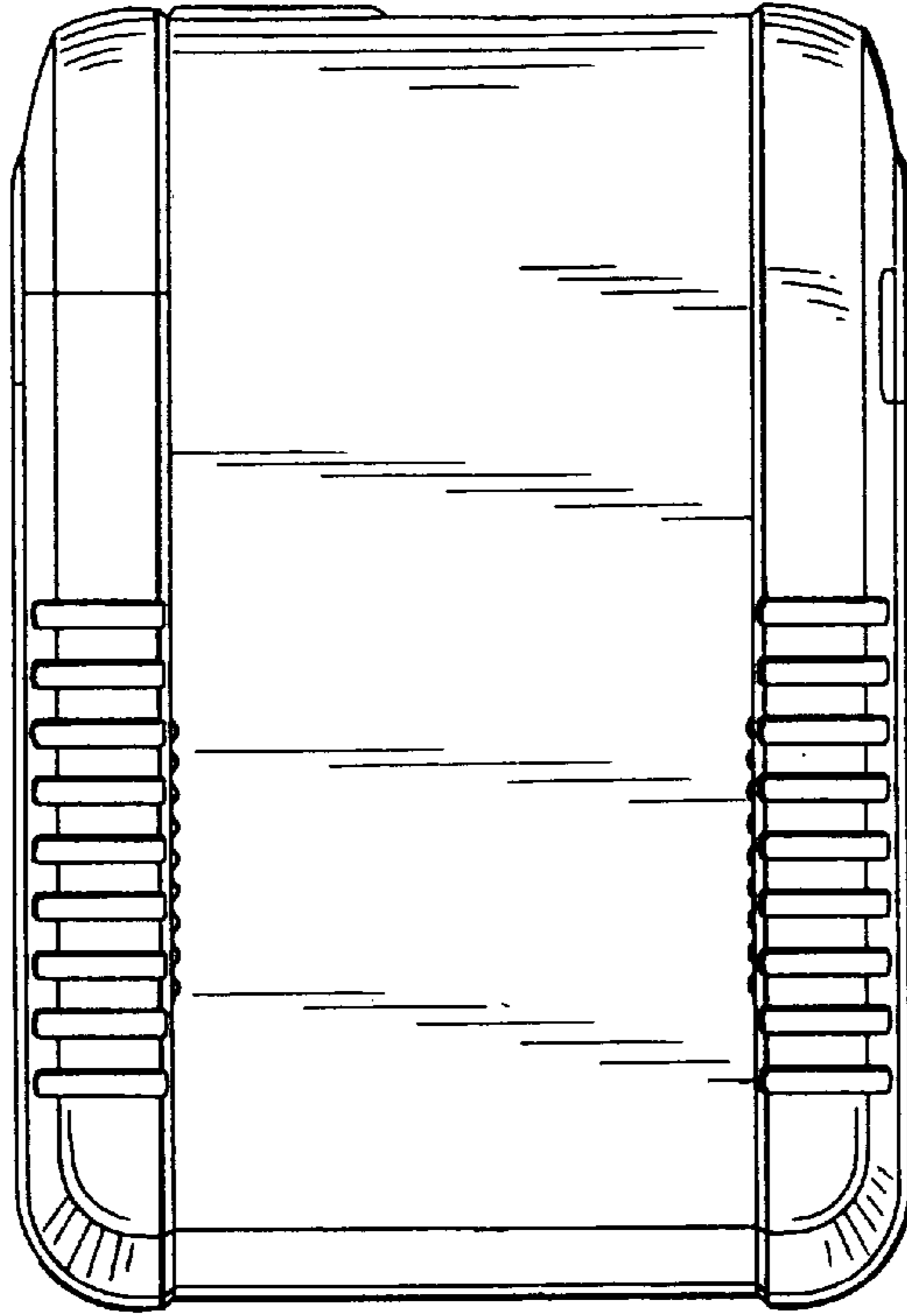


FIG. 4




FIG. 5

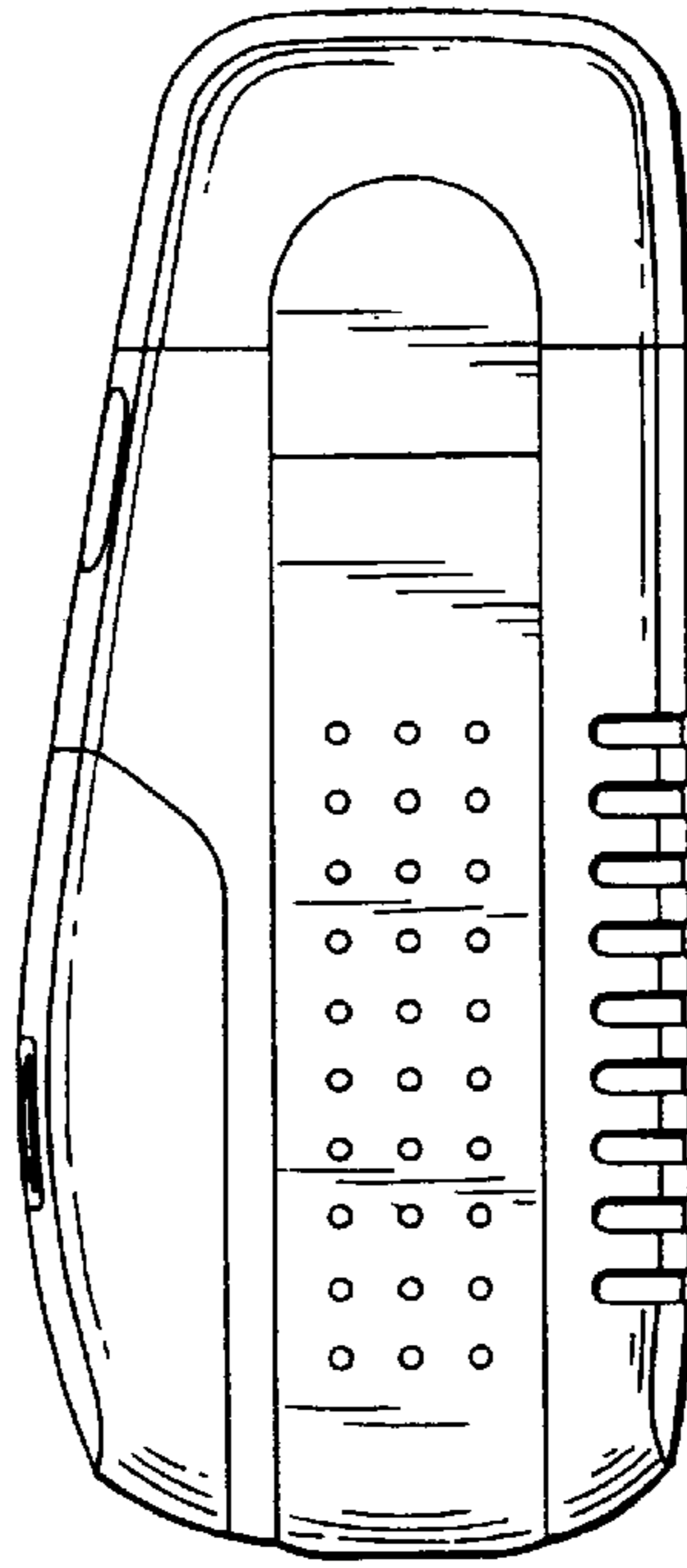


FIG. 6

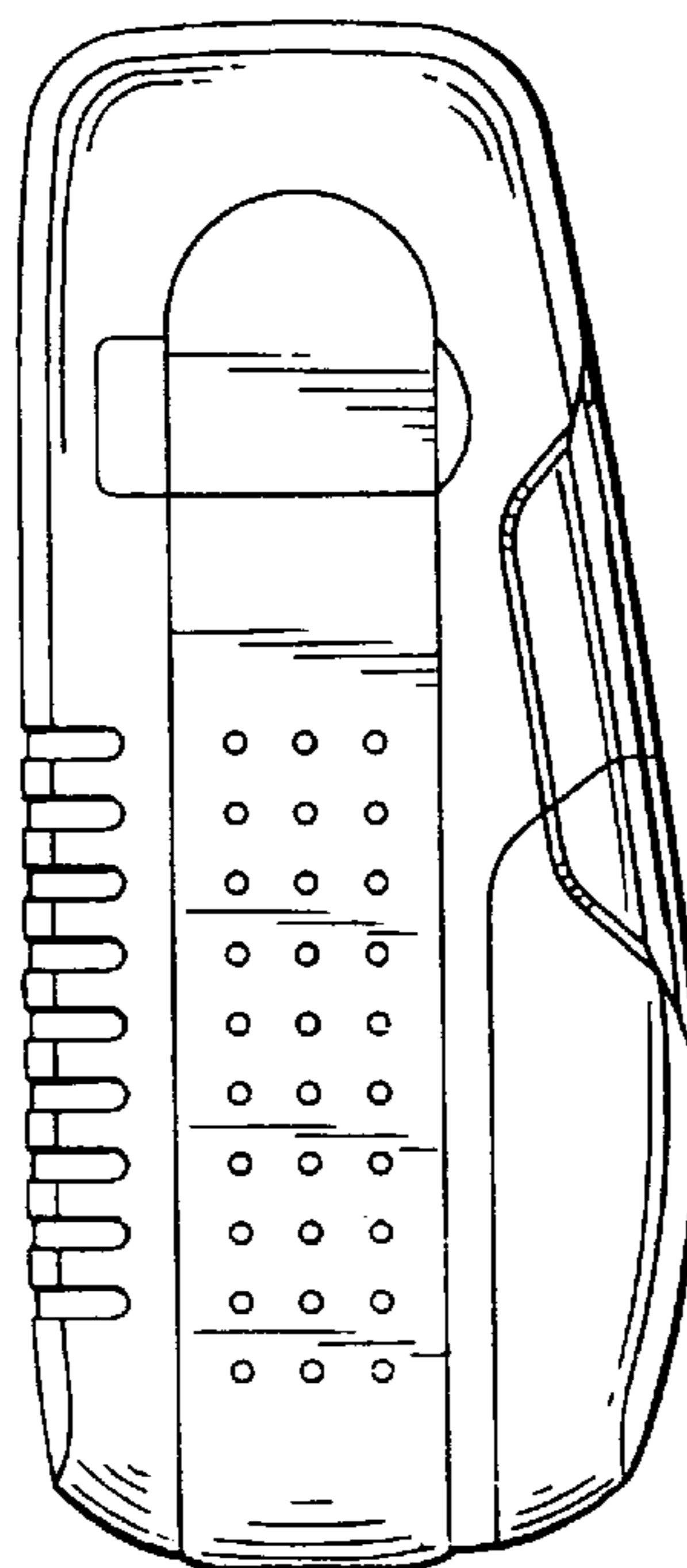


FIG. 7

