



US00D447744B1

(12) **United States Design Patent**
Higashi et al.

(10) **Patent No.:** **US D447,744 S**

(45) **Date of Patent:** **** Sep. 11, 2001**

(54) **KEY BUTTON ORNAMENT FOR A
HANDSET**

(75) Inventors: **Jeffrey Higashi**, San Pedro; **Kelley
Ann Chao-Fei Ching Lee**, Pasadena;
Dimitre Mehandjiysky, Woodland
Hills, all of CA (US)

(73) Assignee: **Nokia Mobile Phones Ltd.**, Espoo (FI)

(**) Term: **14 Years**

(21) Appl. No.: **29/130,104**

(22) Filed: **Sep. 27, 2000**

(51) **LOC (7) Cl.** **14-03**

(52) **U.S. Cl.** **D14/247**

(58) **Field of Search** D14/137, 138,
D14/218, 147-148, 191, 247-248, 144,
249, 456, 341-347, 455; 379/433.434, 419,
420, 364, 428, 440, 368; 455/550-575,
90; D13/168

(56) **References Cited**

U.S. PATENT DOCUMENTS

D. 287,598	*	1/1987	Moggridge	D14/114
D. 394,433	*	5/1998	Lindeman et al.	D14/138
D. 395,431	*	6/1998	Harris et al.	D14/138
D. 402,980	*	12/1998	Galletti et al.	D14/138
D. 407,399	*	3/1999	Frye et al.	D14/138
D. 408,824	*	4/1999	Johansson et al.	D14/247
D. 409,204	*	5/1999	Vuolteenaho	D14/247
D. 412,704	*	8/1999	Vuolteenaho et al.	D14/138

D. 413,896	*	9/1999	Frye et al.	D14/247
D. 415,152	*	10/1999	Koo	D14/138
D. 415,489	*	10/1999	Ke	D14/138
D. 422,596	*	4/2000	Nakahara et al.	D14/247
D. 424,571	*	5/2000	Finkbeiner	D14/247
D. 425,904	*	5/2000	Frye et al.	D14/247
D. 429,239	*	8/2000	Frye et al.	D14/247
D. 439,573	*	3/2001	DeLeon	D14/138
D. 440,561	*	4/2001	Kolinen	D14/247

* cited by examiner

Primary Examiner—Jeffrey Asch

(74) *Attorney, Agent, or Firm*—Brian T. Rivers

(57) **CLAIM**

The ornamental design for a key button ornament for a handset, as shown.

DESCRIPTION

FIG. 1 is a bottom plan view of the key button ornament for a handset;

FIG. 2 is a right side view thereof;

FIG. 3 is a front view thereof;

FIG. 4 is a left side view thereof;

FIG. 5 is a top plan view thereof;

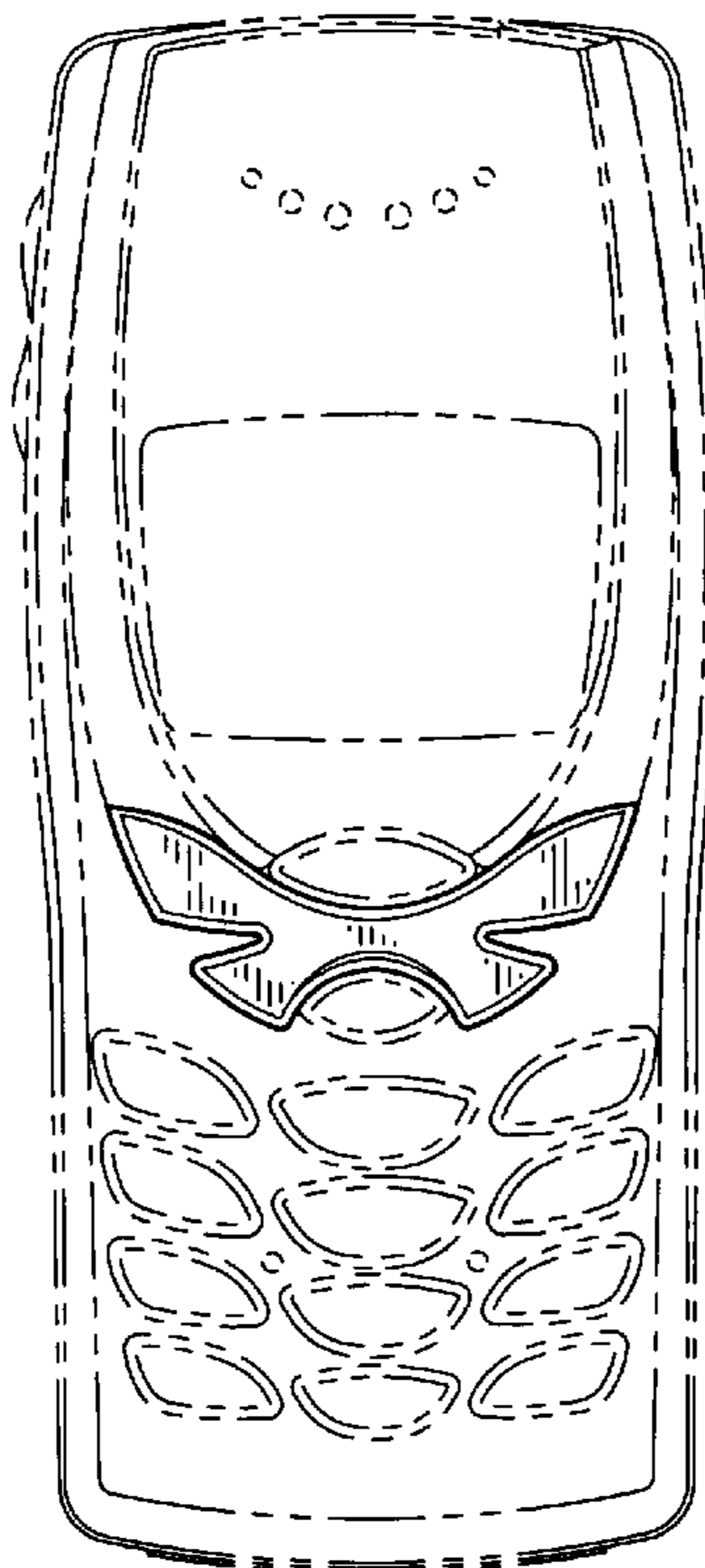
FIG. 6 is a rear view thereof;

FIG. 7 is a perspective front view thereof; and,

FIG. 8 is a perspective rear view thereof.

The broken line showing of the handset throughout the views is for illustrative purposes only and form no part of the claimed design.

1 Claim, 2 Drawing Sheets



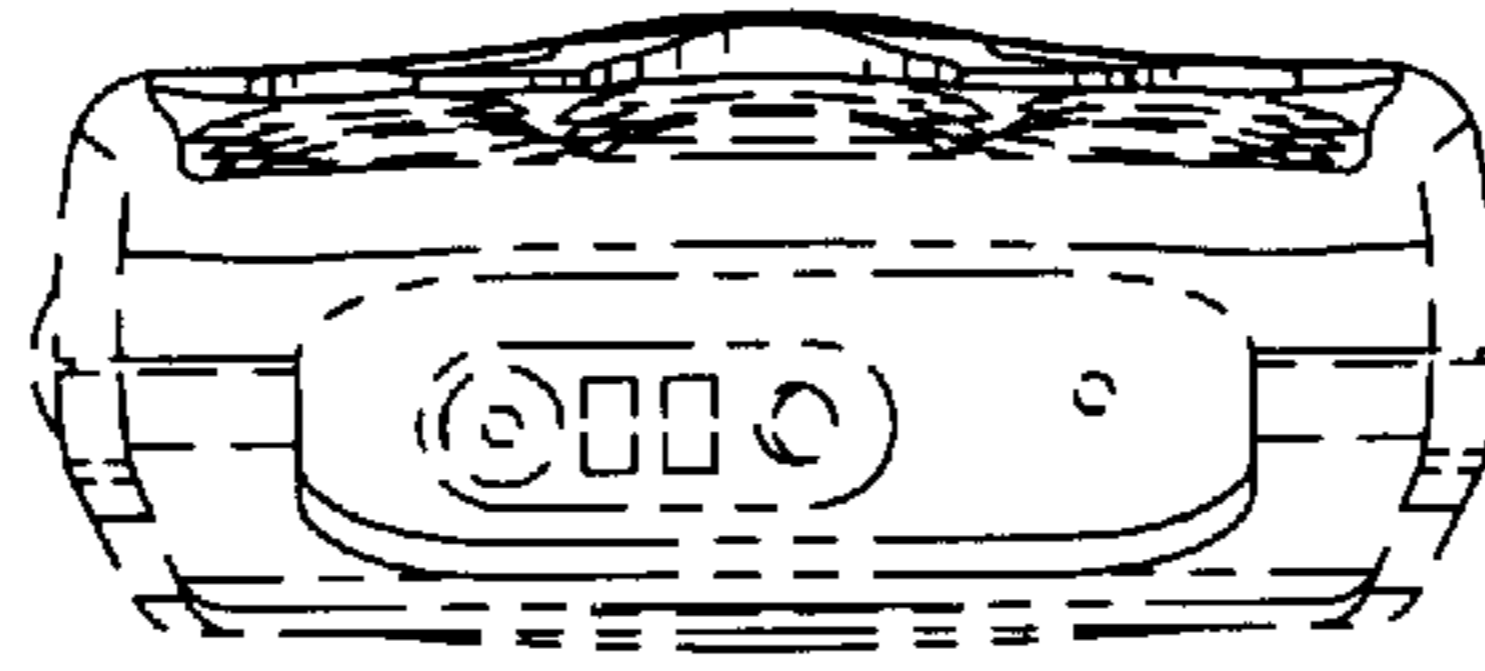


FIG. 1




FIG. 2

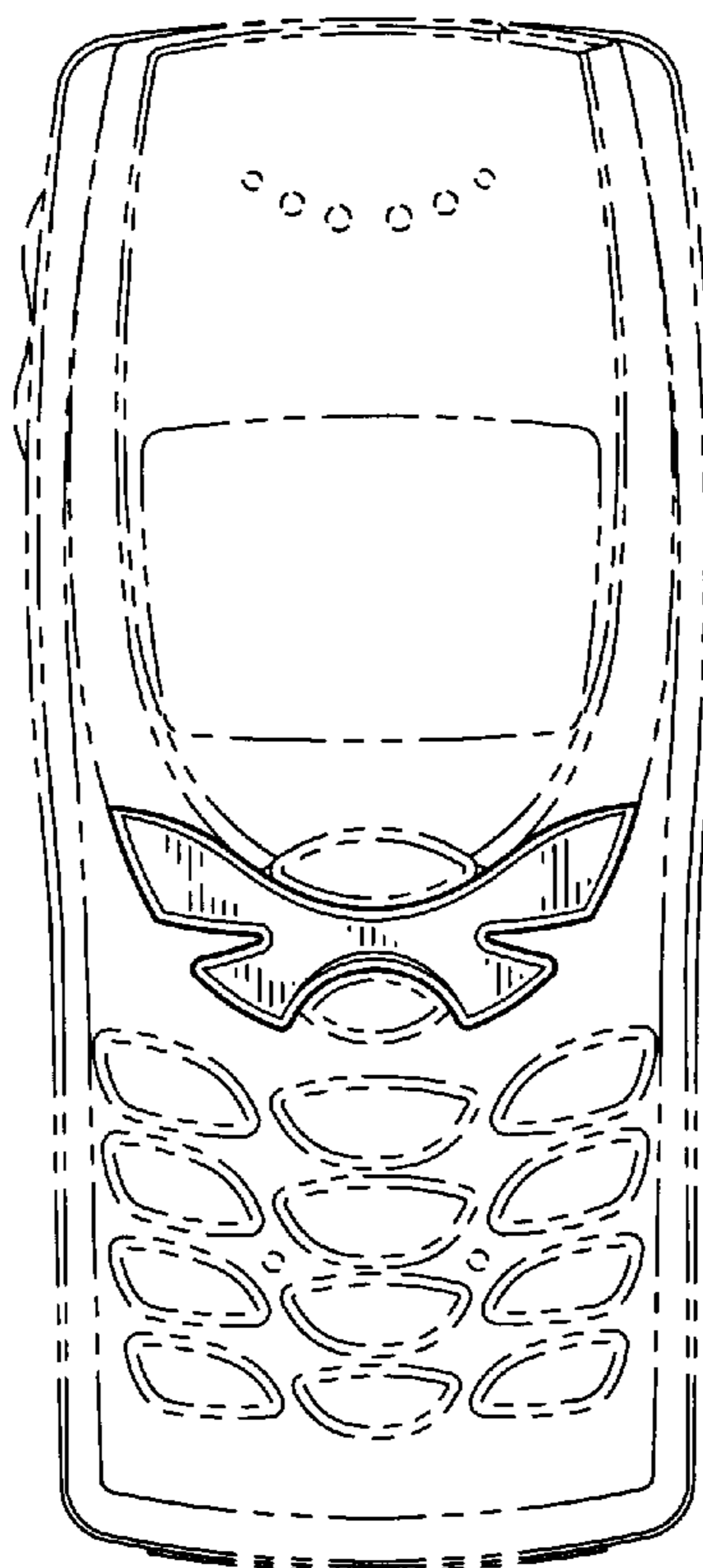


FIG. 3



FIG. 4

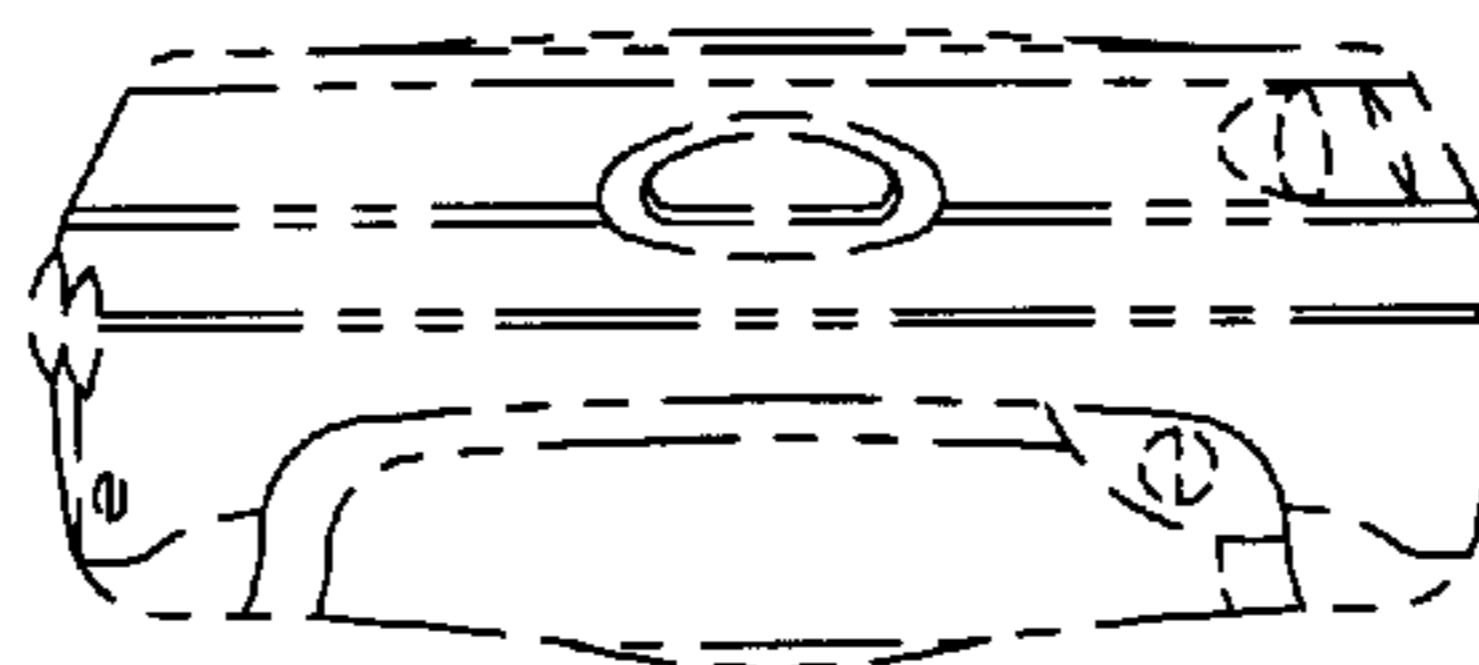


FIG. 5

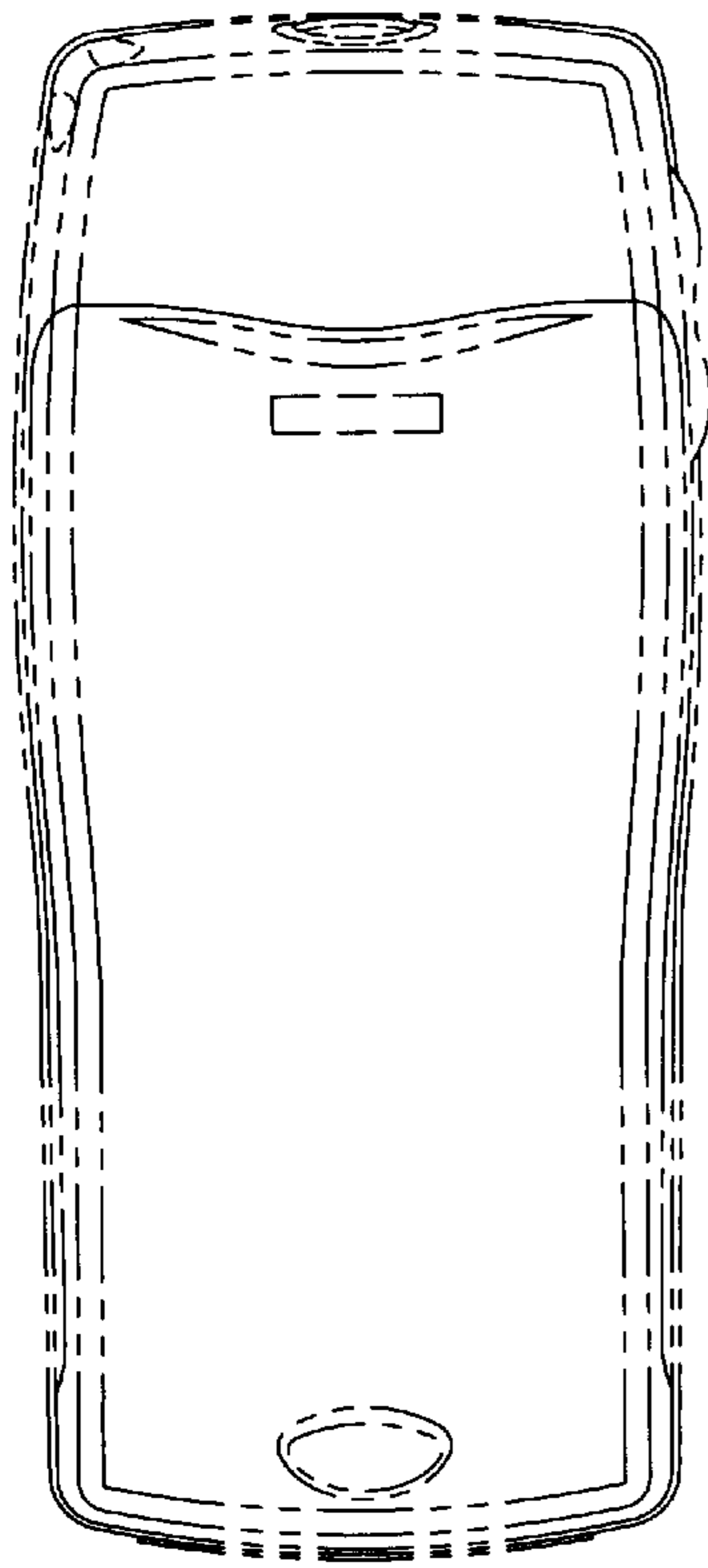


FIG. 6

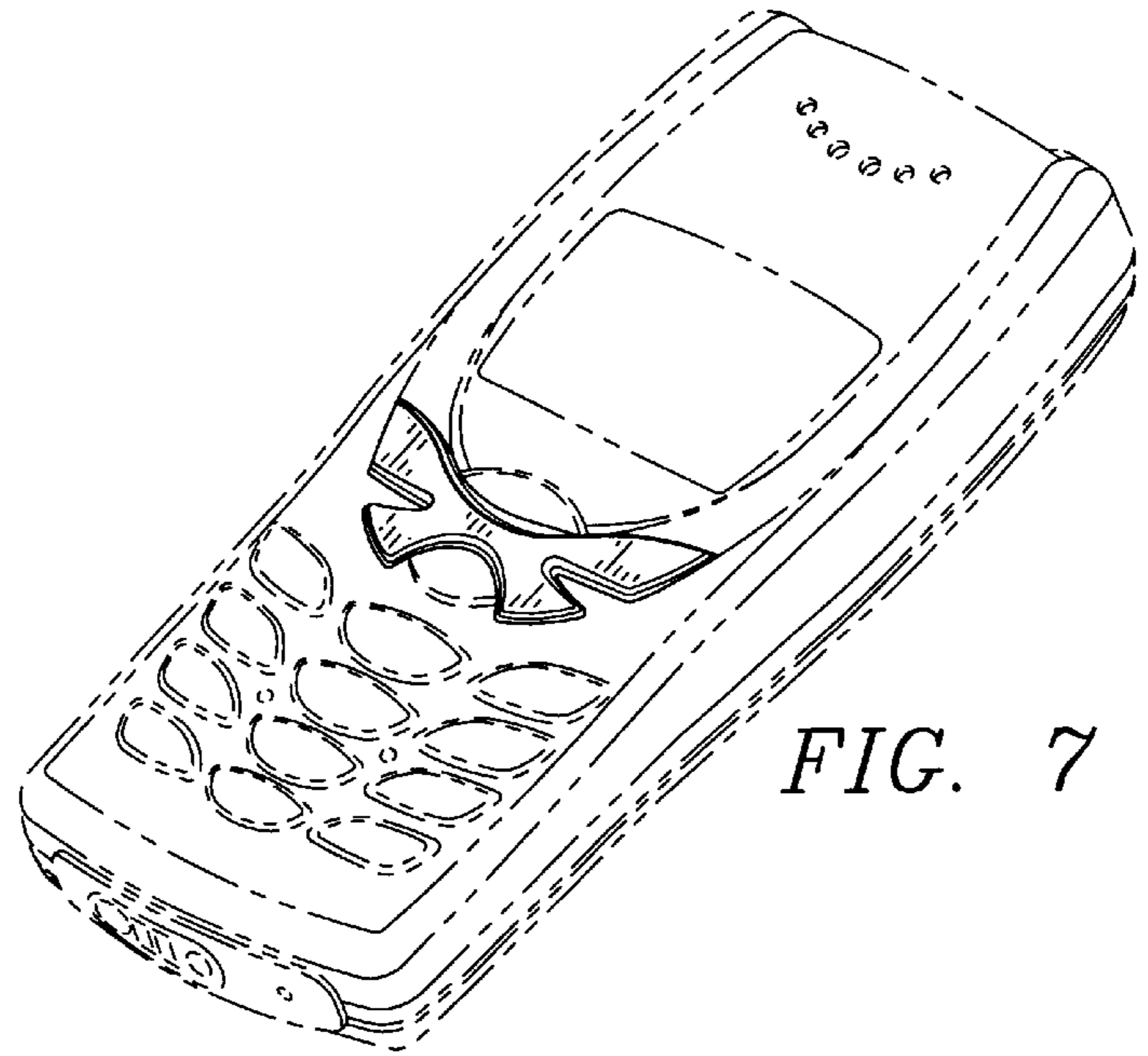


FIG. 7

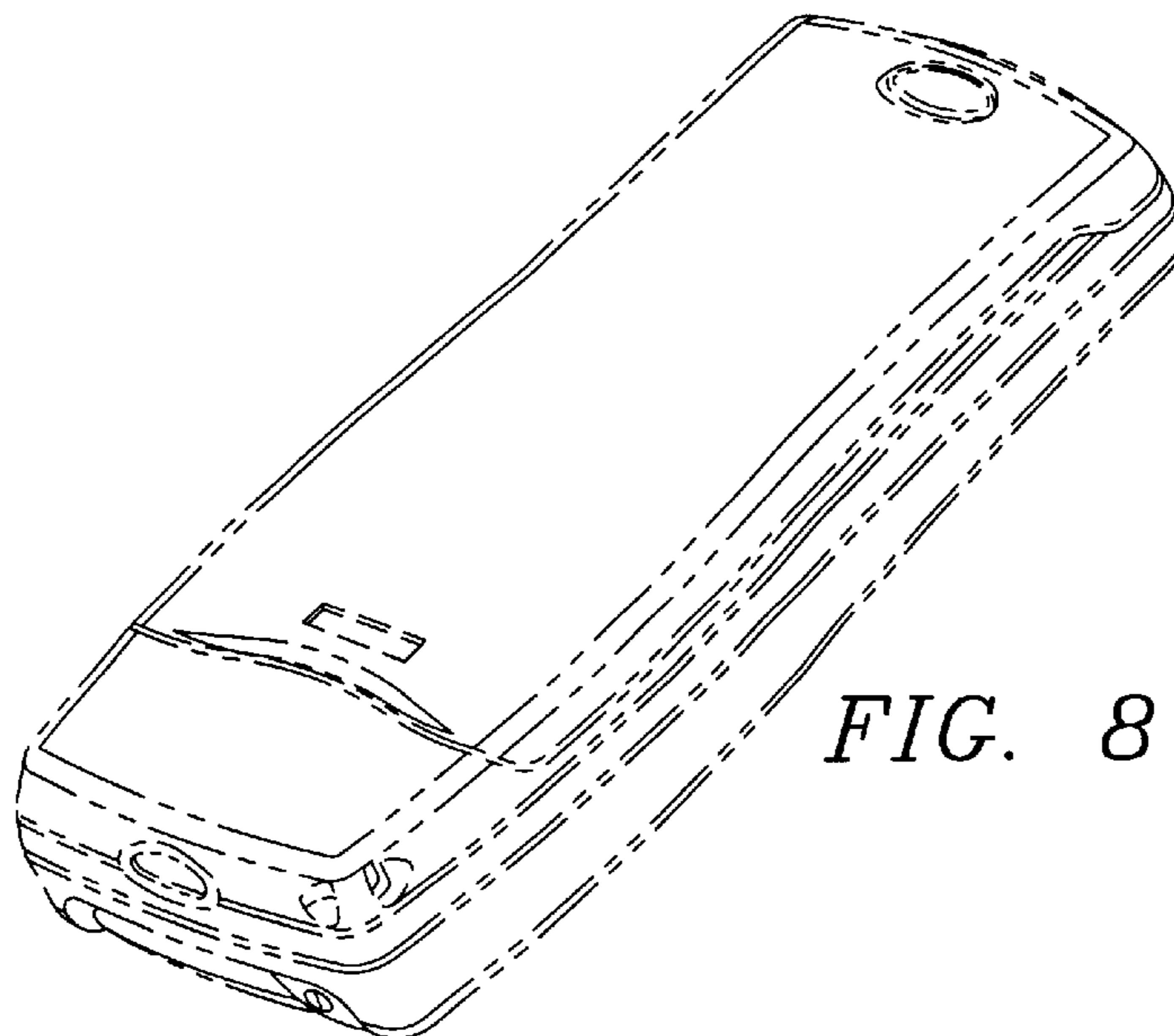


FIG. 8