



US00D447732B1

(12) **United States Design Patent**  
**Arai**

(10) **Patent No.:** **US D447,732 S**

(45) **Date of Patent:** **\*\* Sep. 11, 2001**

(54) **ELECTRICAL CONNECTOR**

(75) Inventor: **Junichi Arai, Isesaki (JP)**

(73) Assignee: **Hosiden Corporation, Osaka-Fu (JP)**

(\*\*) Term: **14 Years**

(21) Appl. No.: **29/128,771**

(22) Filed: **Aug. 31, 2000**

(30) **Foreign Application Priority Data**

Mar. 10, 2000 (JP) ..... 12-005267

(51) **LOC (7) Cl.** ..... **13-03**

(52) **U.S. Cl.** ..... **D13/147**

(58) **Field of Search** ..... D13/146, 147,  
D13/154; 439/108, 488, 483, 607-610,  
677, 680

(56) **References Cited**

**U.S. PATENT DOCUMENTS**

- D. 298,931 \* 12/1988 Sekiguchi ..... D13/147
- D. 306,011 \* 2/1990 Komatsu ..... D13/147
- D. 419,525 \* 1/2000 Arai ..... D13/147
- D. 424,522 \* 5/2000 Nishio et al. .... D13/147
- D. 429,484 \* 8/2000 Nishio et al. .... D13/147
- D. 432,500 \* 10/2000 Nishio et al. .... D13/147

- D. 434,381 \* 11/2000 Shimojyo ..... D13/147
- 4,650,270 \* 3/1987 Tajima et al. .... 439/607
- 4,741,708 \* 5/1988 Yoshida ..... 439/483
- 5,108,311 \* 4/1992 Nakazawa ..... 439/607
- 5,273,443 \* 12/1993 Frantz et al. .... 439/595

\* cited by examiner

*Primary Examiner*—Joel Sincavage

(74) *Attorney, Agent, or Firm*—Jones, Tullar & Cooper PC

(57) **CLAIM**

The ornamental design for an electrical connector, as shown and described.

**DESCRIPTION**

FIG. 1 is a front elevation view of an electrical connector showing my new design;  
 FIG. 2 is a rear elevation view thereof;  
 FIG. 3 is a top plan view thereof;  
 FIG. 4 is a bottom plan view thereof;  
 FIG. 5 is a left side elevation view thereof;  
 FIG. 6 is a right side elevation view thereof; and,  
 FIG. 7 is a sectional view thereof taken along the line 7—7 of FIG. 1.

The broken lines in FIGS. 7 are included for the purpose of illustrating internal structure only and form no part of the claimed design.

**1 Claim, 4 Drawing Sheets**

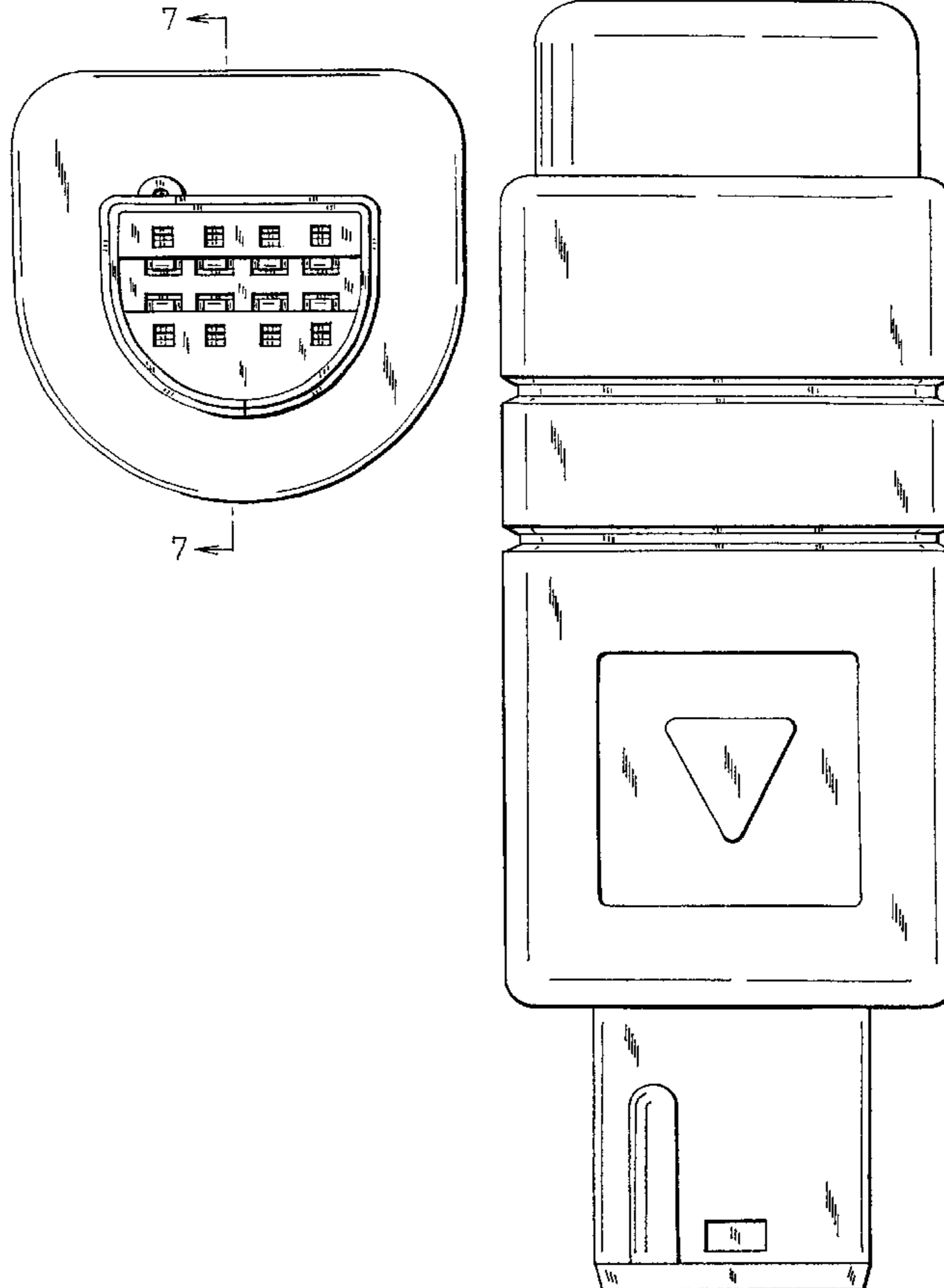


FIG. 1

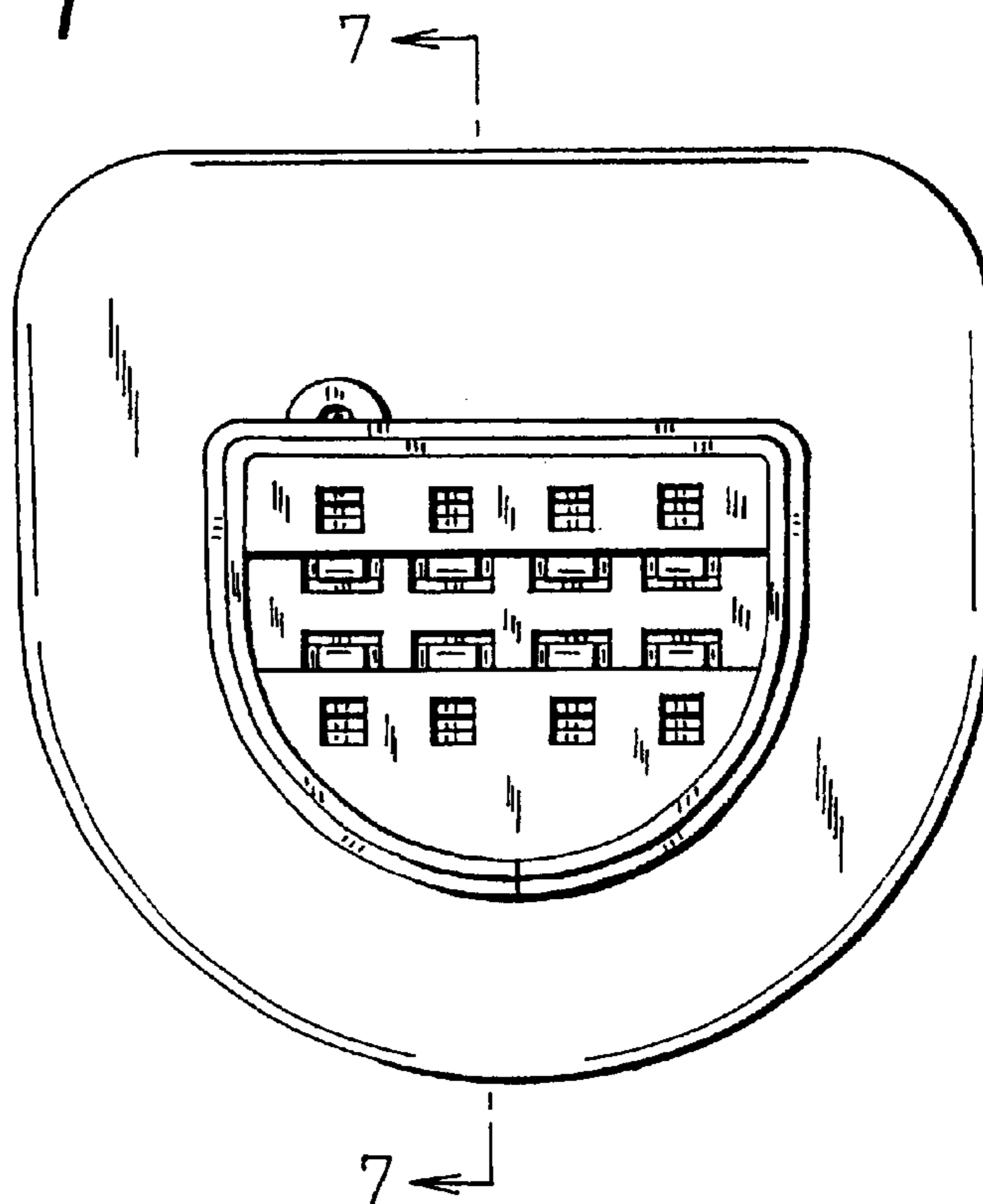


FIG. 2

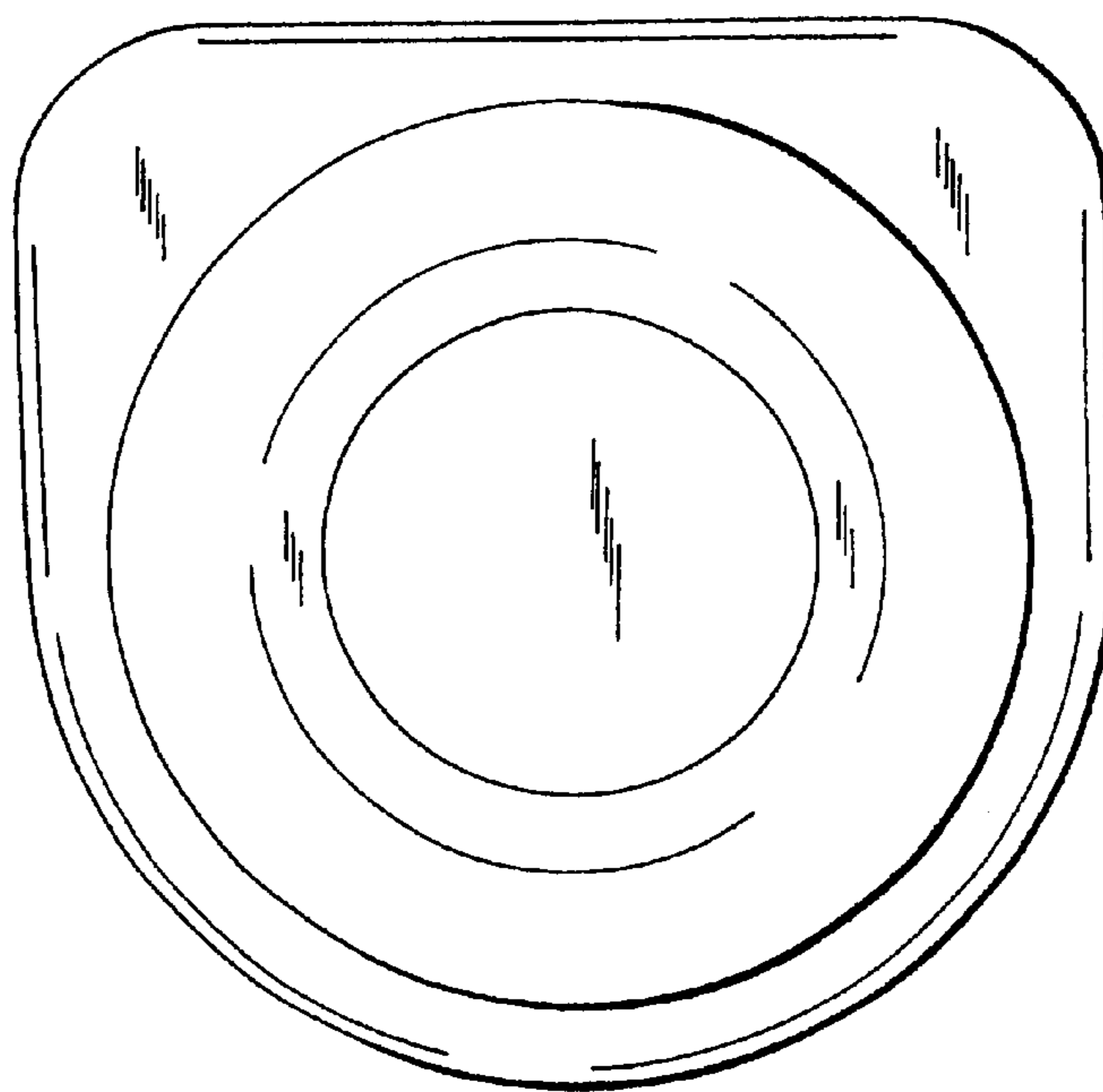


FIG. 3

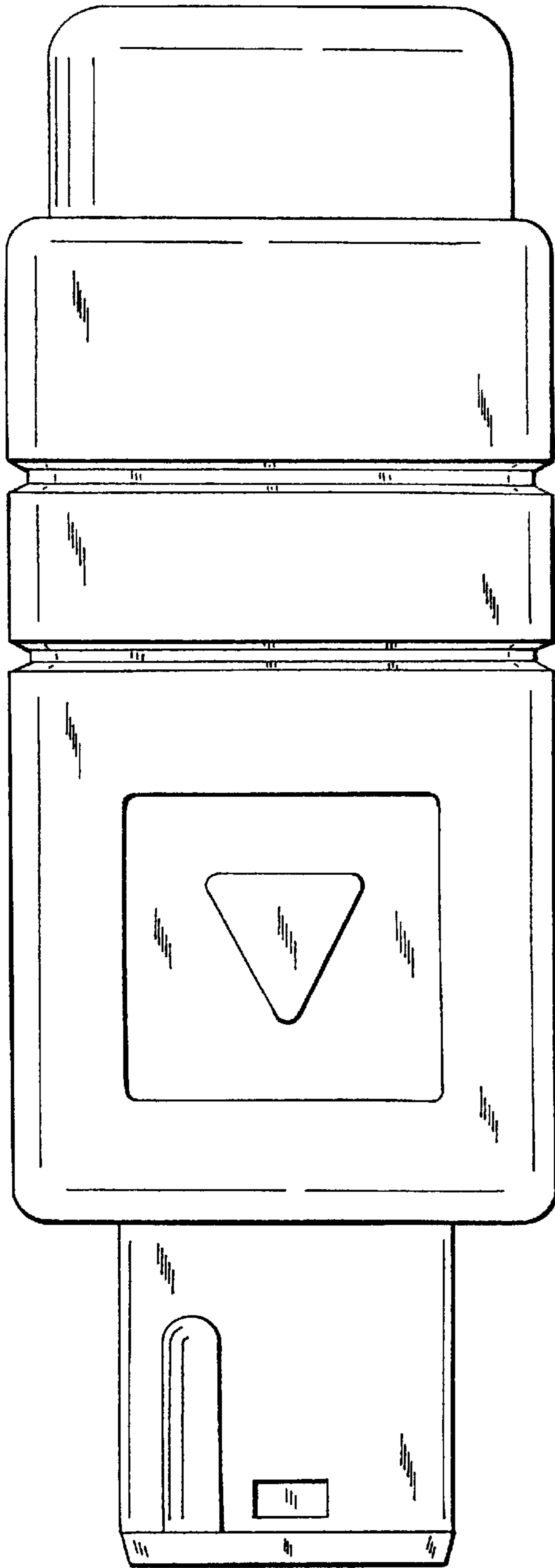


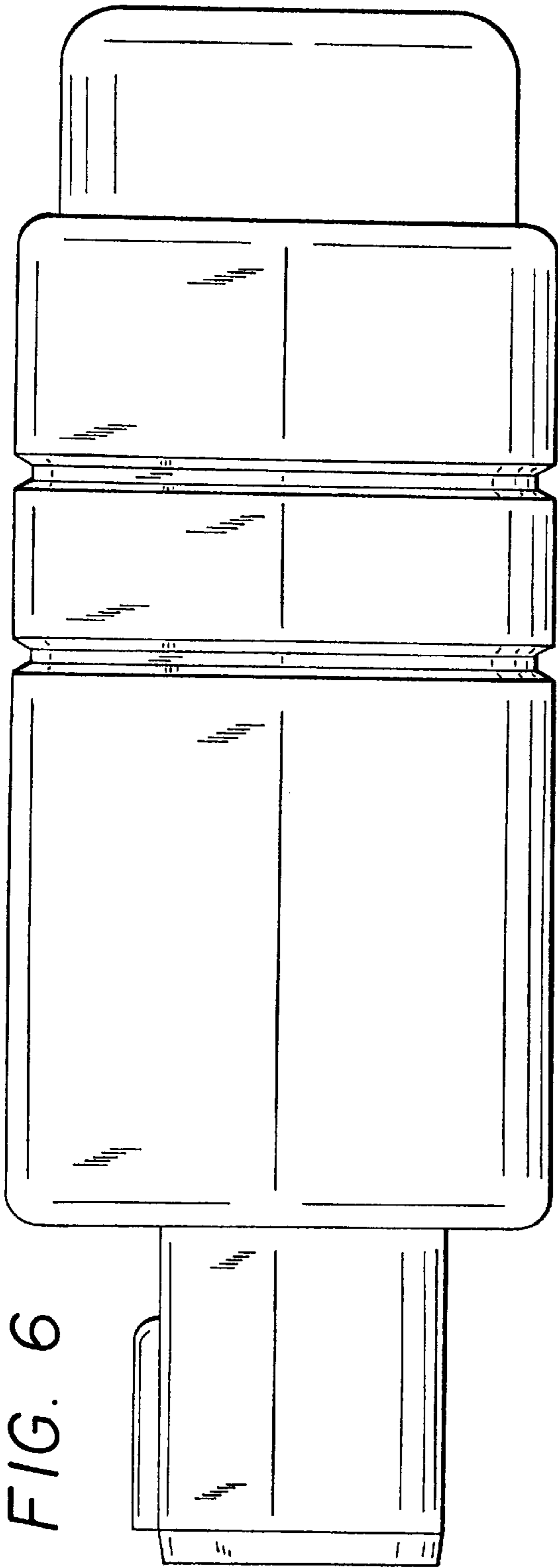


FIG. 4





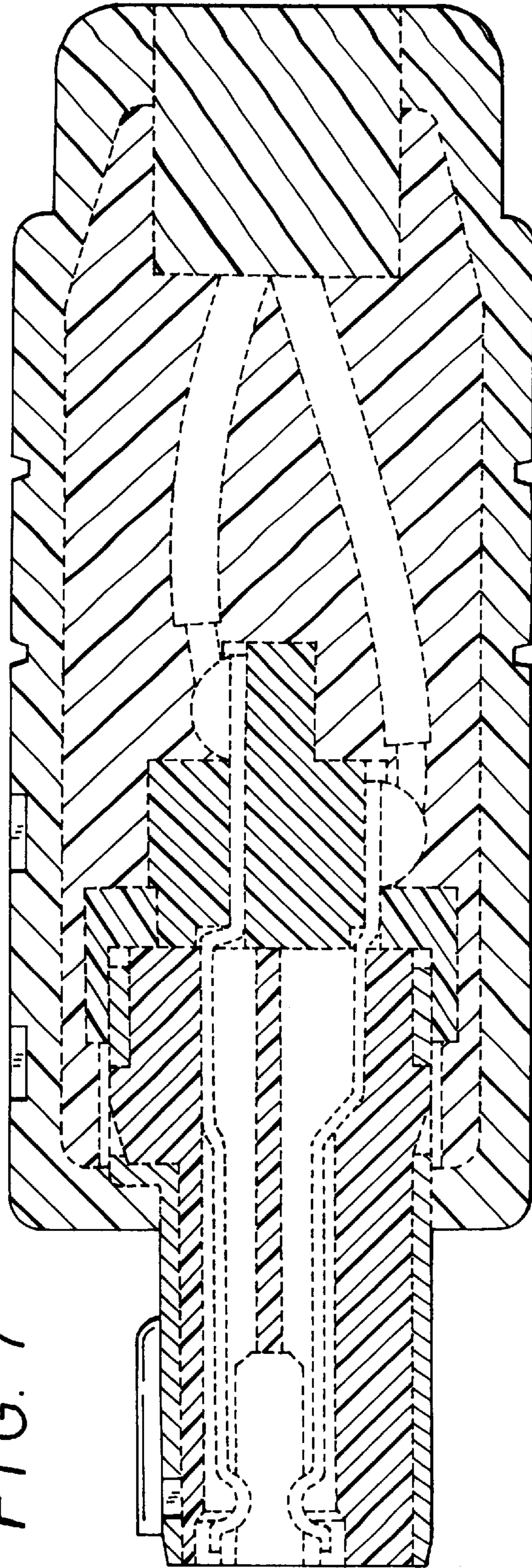


FIG. 7