



US00D447719B1

(12) **United States Design Patent**
Henry

(10) **Patent No.:** **US D447,719 S**

(45) **Date of Patent:** **** Sep. 11, 2001**

(54) **PLANTER**

(76) Inventor: **James H. Henry**, 1281 Ranchette Rd.,
West, FL (US) 33415

(**) Term: **14 Years**

(21) Appl. No.: **29/129,680**

(22) Filed: **Sep. 21, 2000**

(51) **LOC (7) Cl.** **11-02**

(52) **U.S. Cl.** **D11/153; D6/152**

(58) **Field of Search** D11/143, 148,
D11/149, 152, 153, 154, 164; D7/523, 527,
528, 532; 47/41.01, 65.5, 67, 71; 206/423;
248/27.8

(56) **References Cited**

U.S. PATENT DOCUMENTS

D. 54,081	*	11/1919	Graham	D11/152
D. 79,126	*	8/1929	Brown	D7/523
D. 81,276	*	6/1930	Hamwi	D11/152
D. 102,860	*	1/1937	Kock	47/41.01
D. 167,009	*	6/1952	Tershini	D11/152
231,086	*	8/1880	Pimley	47/67

D. 366,227	*	1/1996	Weder et al.	D11/164
D. 375,871	*	11/1996	Jarvis	D7/523
D. 384,000	*	9/1997	Panth	D11/143
2,045,189	*	6/1936	Judd	D11/152
4,043,077	*	8/1977	Stonehocker	47/71

* cited by examiner

Primary Examiner—Doris V. Coles

Assistant Examiner—Minosa De

(74) *Attorney, Agent, or Firm*—W. Warren Taltavull;
Manelli, Denison & Selter PLLC

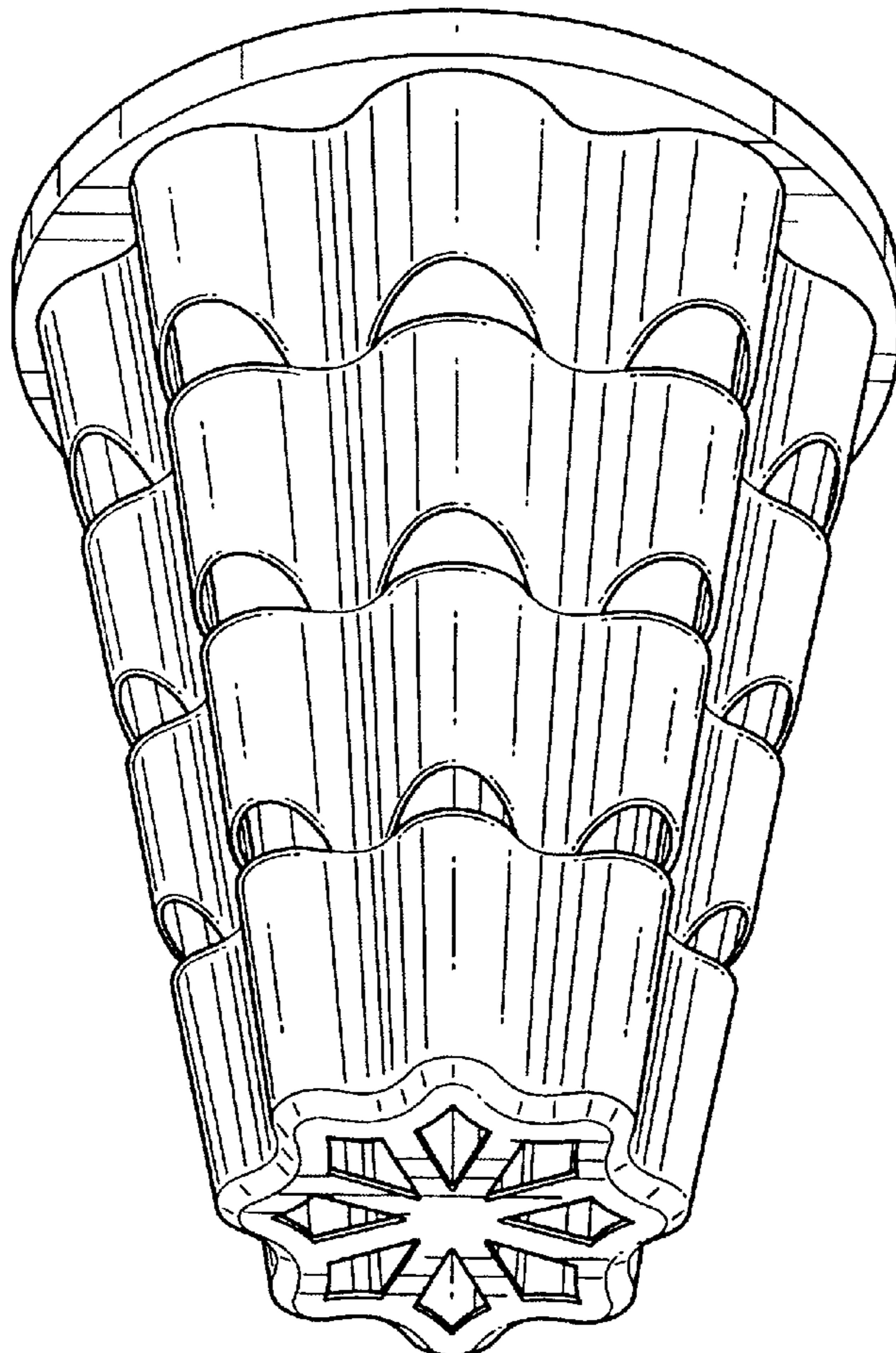
(57) **CLAIM**

The ornamental design for a planter, as shown and described.

DESCRIPTION

FIG. 1 is a perspective view of the planter of my invention; FIG. 2 is an elevational view from one side, the opposite side being identical; FIG. 3 is a bottom plan view along the lines of 3—3 of FIG. 2; and, FIG. 4 is a top plan view along the lines of 4—4 of FIG. 2.

1 Claim, 3 Drawing Sheets



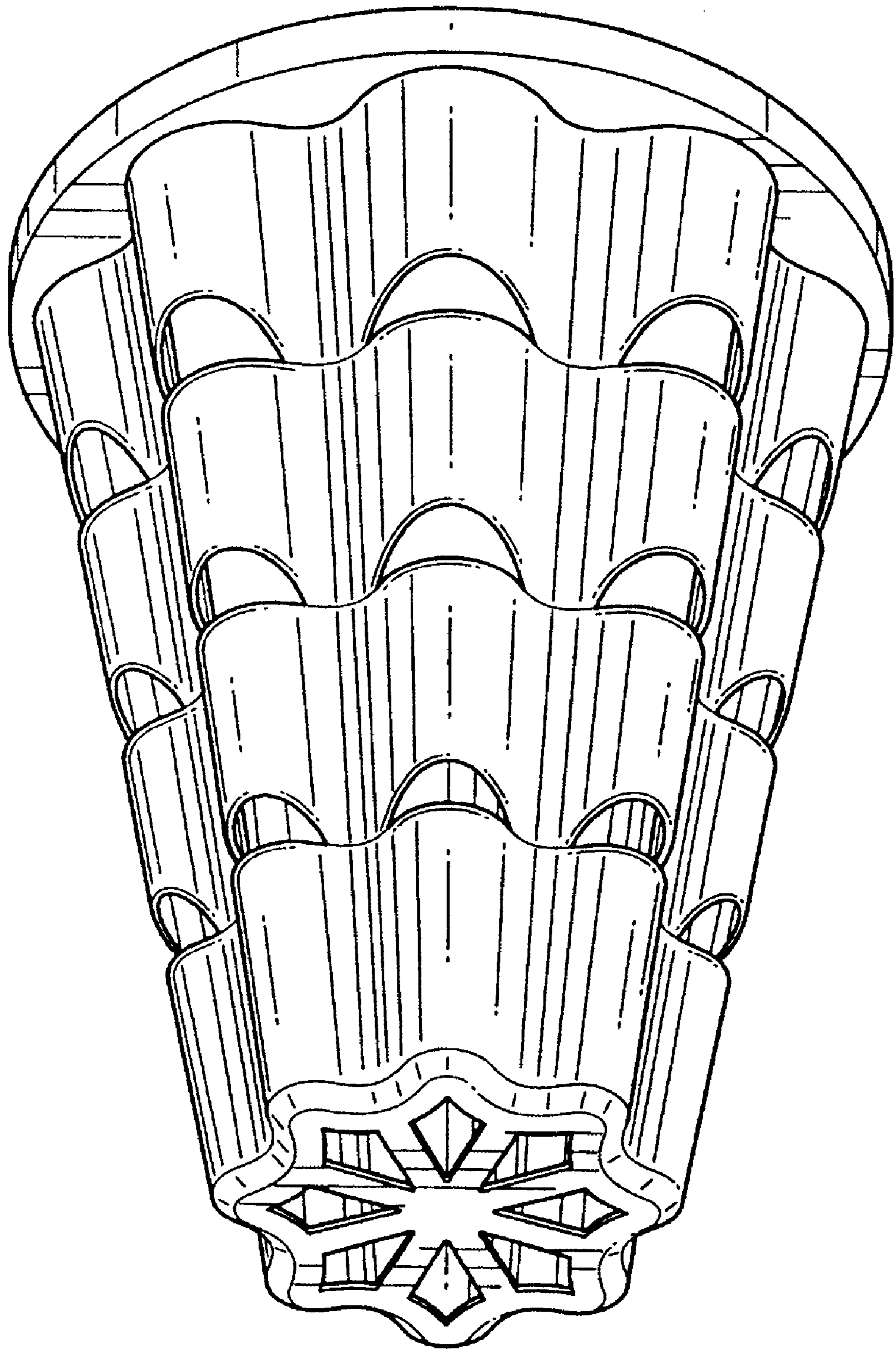


FIG. 1

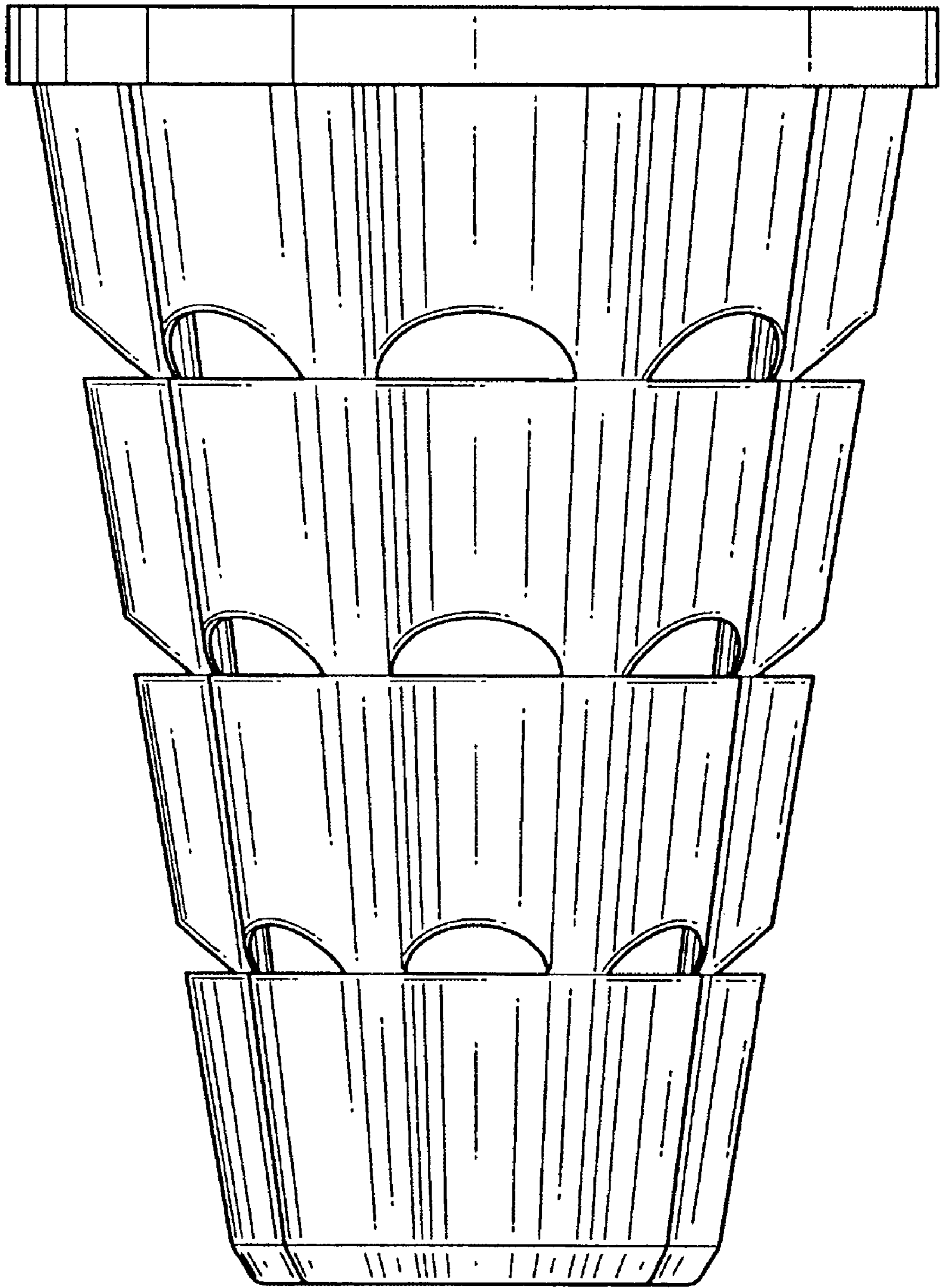


FIG. 2




FIG. 4




FIG. 3