



US00D447707B1

(12) **United States Design Patent**
Kobayashi

(10) **Patent No.:** **US D447,707 S**

(45) **Date of Patent:** **** Sep. 11, 2001**

(54) **CASE FOR CLINICAL THERMOMETER**

3,880,282 * 4/1975 Naumann D10/60 X
3,987,899 * 10/1976 Vyprachticky D10/60 X

(75) **Inventor:** **Isamu Kobayashi**, Kodaira (JP)

* cited by examiner

(73) **Assignee:** **Citizen Watch Co., Ltd.**, Tokyo (JP)

Primary Examiner—Antoine Duval Davis

(74) *Attorney, Agent, or Firm*—Pillsbury Winthrop LLP

(**) **Term:** **14 Years**

(57) **CLAIM**

The ornamental design for a case for clinical thermometer, as shown.

(21) **Appl. No.:** **29/134,578**

DESCRIPTION

(22) **Filed:** **Dec. 27, 2000**

(51) **LOC (7) Cl.** **10-04**

(52) **U.S. Cl.** **D10/60; D10/57**

(58) **Field of Search** D10/57, 60; 374/208,
374/209

FIG. 1 is a top, front and right side perspective view of a case for clinical thermometer showing my new design, FIG. 2 is a front elevational view thereof, a rear elevational view is being a mirror image, FIG. 3 is a top plan view thereof, FIG. 4 is a bottom plan view thereof, FIG. 5 is a left side elevational view thereof; and, FIG. 6 is a right side elevational view thereof.

(56) **References Cited**

U.S. PATENT DOCUMENTS

D. 303,008 * 8/1989 O'Hara et al. D10/57 X

1 Claim, 1 Drawing Sheet

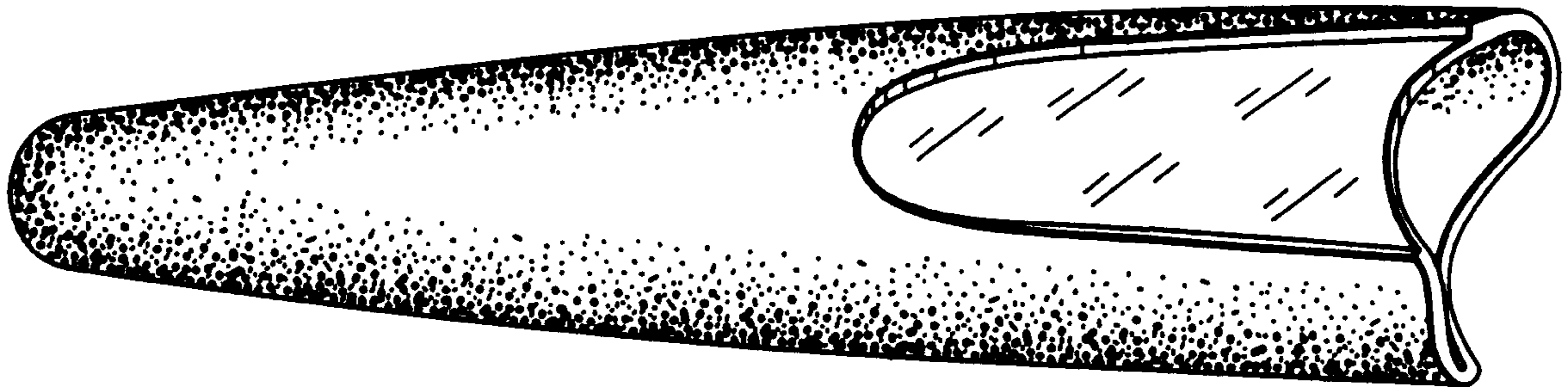


Fig. 1

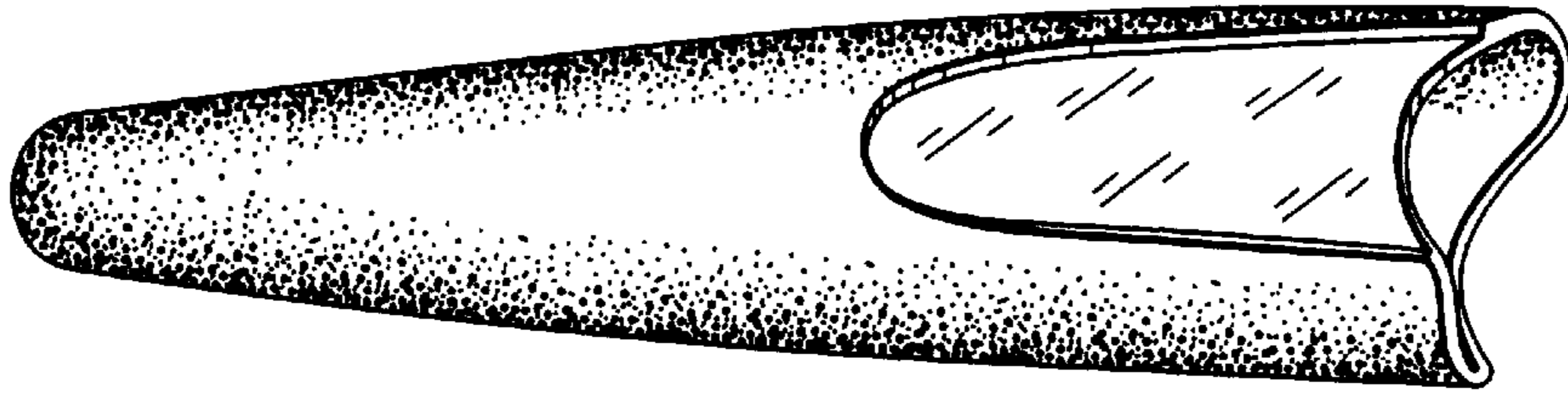


Fig. 2



Fig. 3

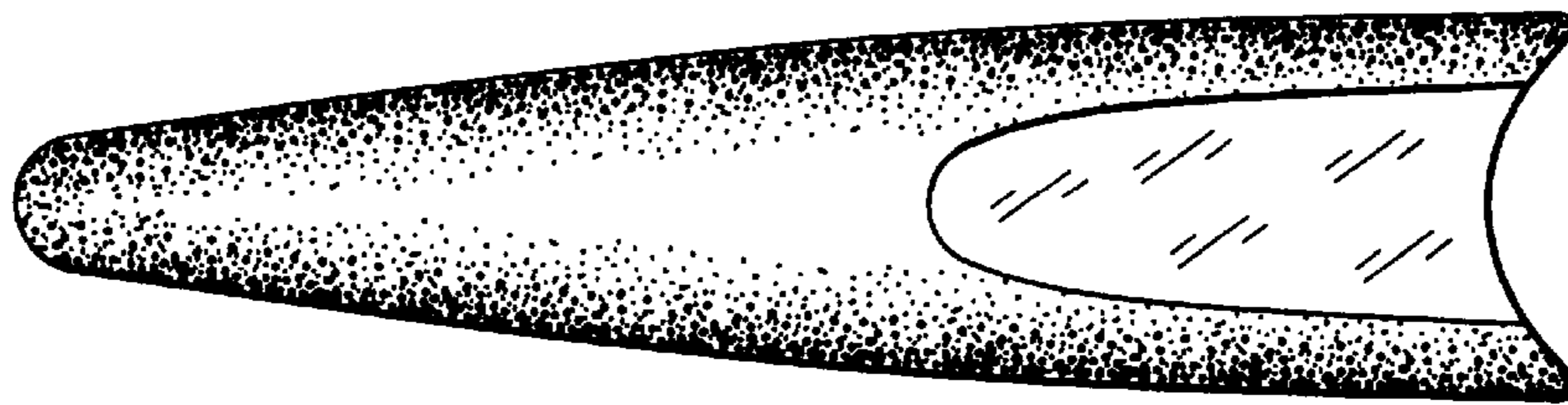


Fig. 4




Fig. 5




Fig. 6

