



US00D447703B1

(12) **United States Design Patent**  
**Bodino**

(10) **Patent No.:** **US D447,703 S**

(45) **Date of Patent:** **\*\* Sep. 11, 2001**

(54) **WRISTWATCH**

(75) **Inventor:** **Giampiero Bodino, Milan (IT)**

(73) **Assignee:** **Gucci (Neuchatel) SA, Neuchatel (CH)**

(\*\*) **Term:** **14 Years**

(21) **Appl. No.:** **29/137,630**

(22) **Filed:** **Feb. 27, 2001**

(30) **Foreign Application Priority Data**

Nov. 3, 2000 (XH) ..... DMA/005 073

(51) **LOC (7) Cl.** ..... **10-02**

(52) **U.S. Cl.** ..... **D10/32**

(58) **Field of Search** ..... D10/1-40, 122-132;  
D11/3-25; 63/1.1, 3, 5, 11; 368/276-277,  
280-282, 285

(56) **References Cited**

**U.S. PATENT DOCUMENTS**

D. 382,494 \* 8/1997 Wunderman ..... D10/32

D. 386,697 \* 11/1997 Wunderman ..... D10/32

D. 431,786 \* 10/2000 Bodino ..... D10/32

D. 439,530 \* 3/2001 Bodino ..... D10/32

\* cited by examiner

*Primary Examiner*—Nelson C. Holtje

(74) *Attorney, Agent, or Firm*—Sughrue, Mion, Zinn,  
Macpeak & Seas, PLLC

(57) **CLAIM**

The ornamental design for a wristwatch, as shown.

**DESCRIPTION**

FIG. 1 is a perspective view of the front and one side of a wristwatch showing my new design;

FIG. 2 is a front view thereof;

FIG. 3 is a rear view thereof;

FIG. 4 is a side view of said one side thereof;

FIG. 5 is a side view of the opposite side thereof;

FIG. 6 is an end view of one end thereof; and,

FIG. 7 is an end view of the opposite end thereof.

**1 Claim, 2 Drawing Sheets**





FIG. 1



FIG. 2




FIG. 3






FIG. 4




FIG. 6




FIG. 5




FIG. 7

