



US00D447694B1

(12) **United States Design Patent**  
**Leggett**

(10) **Patent No.:** **US D447,694 S**

(45) **Date of Patent:** **\*\* Sep. 11, 2001**

(54) **BOTTLE**

(75) **Inventor:** **Keith L. Leggett, Kings Langley (AU)**

(73) **Assignee:** **Bottle Containers Pty Ltd., Villawood (AU)**

(\*\*) **Term:** **14 Years**

(21) **Appl. No.:** **29/114,383**

(22) **Filed:** **Nov. 23, 1999**

(30) **Foreign Application Priority Data**

May 24, 1999 (AU) ..... 1664/99

(51) **LOC (7) Cl.** ..... **09-01**

(52) **U.S. Cl.** ..... **D9/521; D9/520; D9/571**

(58) **Field of Search** ..... D9/504, 516, 520,  
D9/521, 529, 530, 549, 556, 557, 558,  
569, 570, 571, 572, 573, 574, 575; 215/381-384,  
396, 398, 371, 375; 220/661, 670-672,  
669, 673-675; 222/212-213, 215, 210

(56) **References Cited**

**U.S. PATENT DOCUMENTS**

D. 243,121	*	1/1977	Ralston, Jr. et al.	.....	D24/118
D. 326,228	*	5/1992	Stratford et al.	.....	D9/521
D. 343,360	*	1/1994	Poo	.....	D9/521
D. 345,630	*	3/1994	Chevassus	.....	D28/85
D. 348,396	*	7/1994	Kuzma	.....	D9/575
D. 355,363	*	2/1995	Iorii et al.	.....	D9/521
D. 355,603	*	2/1995	Braun	.....	D9/521
D. 372,196	*	7/1996	Gerhart et al.	.....	D9/521
D. 372,870	*	8/1996	Westerhout	.....	D9/516

D. 375,899	*	11/1996	Gerhart et al.	.....	D9/521
D. 381,273	*	7/1997	Fenton et al.	.....	D9/552
D. 403,242	*	12/1998	Edwards	.....	D9/529
D. 412,666	*	8/1999	Fenton et al.	.....	D9/520
D. 425,408	*	5/2000	Bakic	.....	D9/302
D. 425,426	*	5/2000	Weber	.....	D9/521
3,342,379	*	9/1967	Foley	.....	D9/521 X
5,632,420	*	5/1997	Lohrman et al.	.....	222/212
5,916,646	*	6/1999	Baudin	.....	426/36.1
5,996,850	*	12/1999	Morali et al.	.....	222/173

\* cited by examiner

*Primary Examiner*—Philip S. Hyder

*Assistant Examiner*—Carol Rademaker

(74) *Attorney, Agent, or Firm*—Brinks Hofer Gilson & Lione

(57) **CLAIM**


The ornamental design for a bottle, as shown and described.

**DESCRIPTION**

FIG. 1 is a front perspective view of a bottle showing my new design;  
 FIG. 2 is a right side elevational view thereof;  
 FIG. 3 is a top plan view thereof;  
 FIG. 4 is a bottom plan view thereof;  
 FIG. 5 is a front elevational view thereof;  
 FIG. 6 is a rear elevational view thereof;  
 FIG. 7 is a right side perspective view thereof; and,  
 FIG. 8 is a left side perspective view thereof.

The broken line showing of a cap for a bottle is for illustrative purposes only and forms no part of the claimed design.

**1 Claim, 3 Drawing Sheets**






FIG. 1

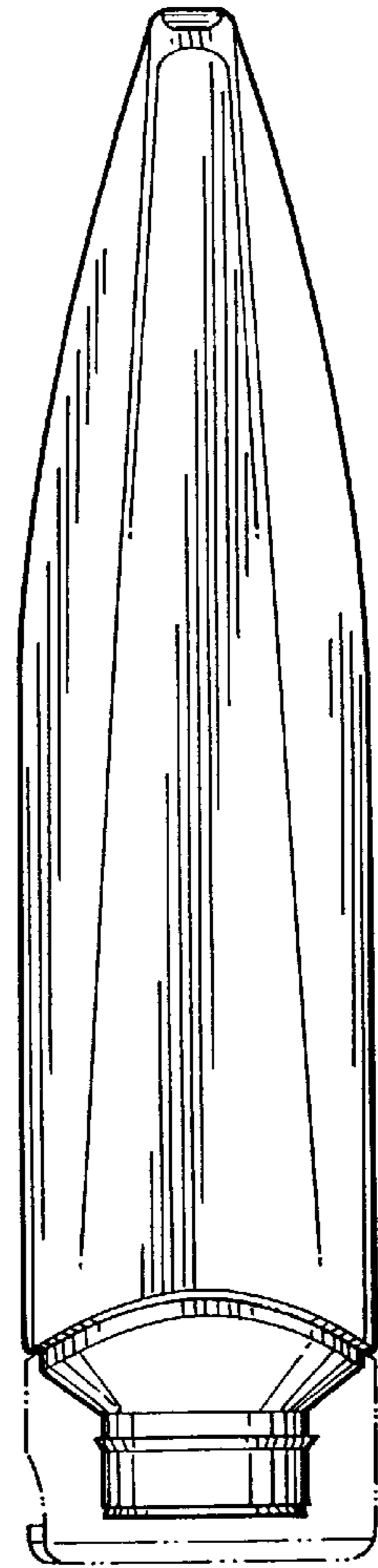


FIG. 2

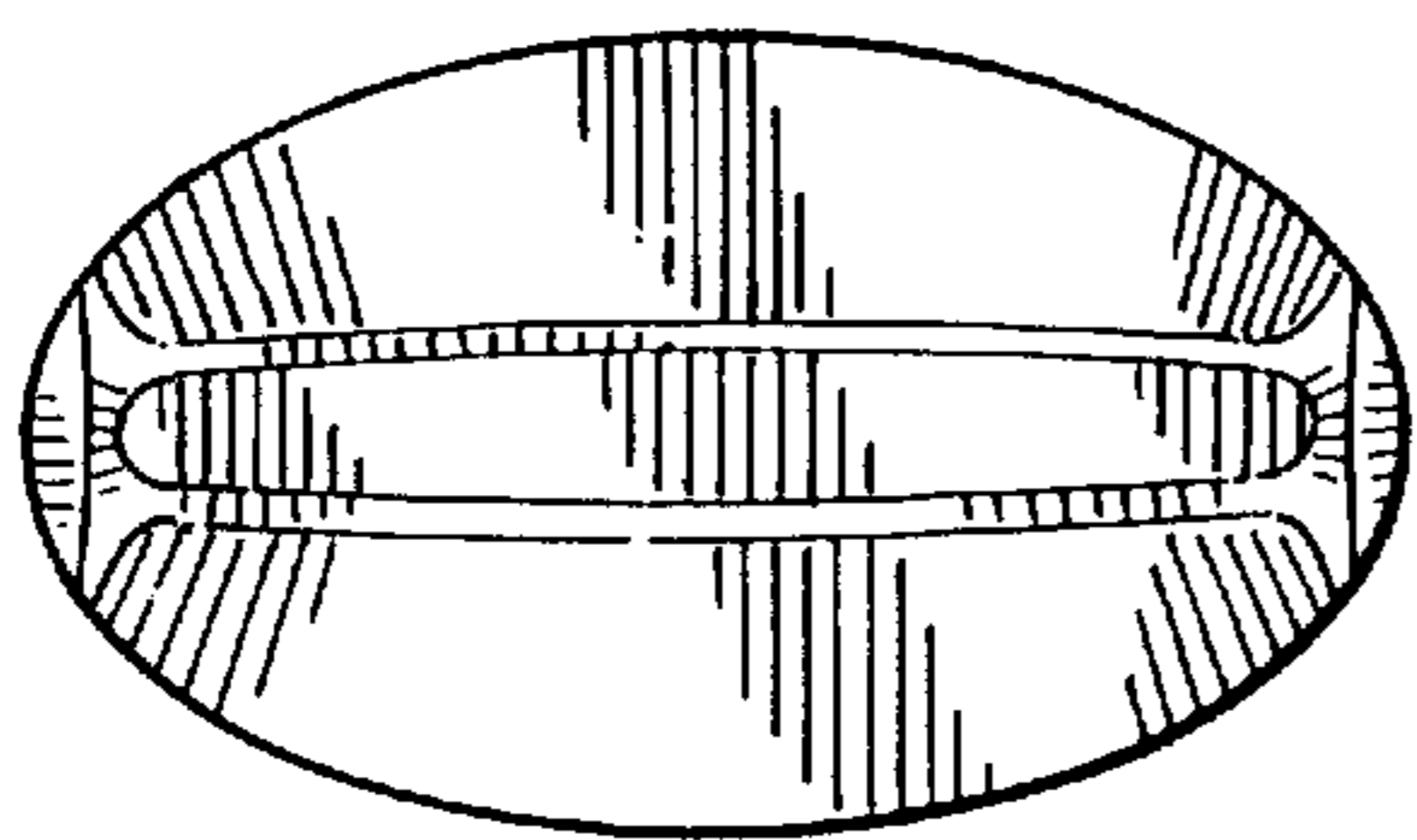


FIG. 3

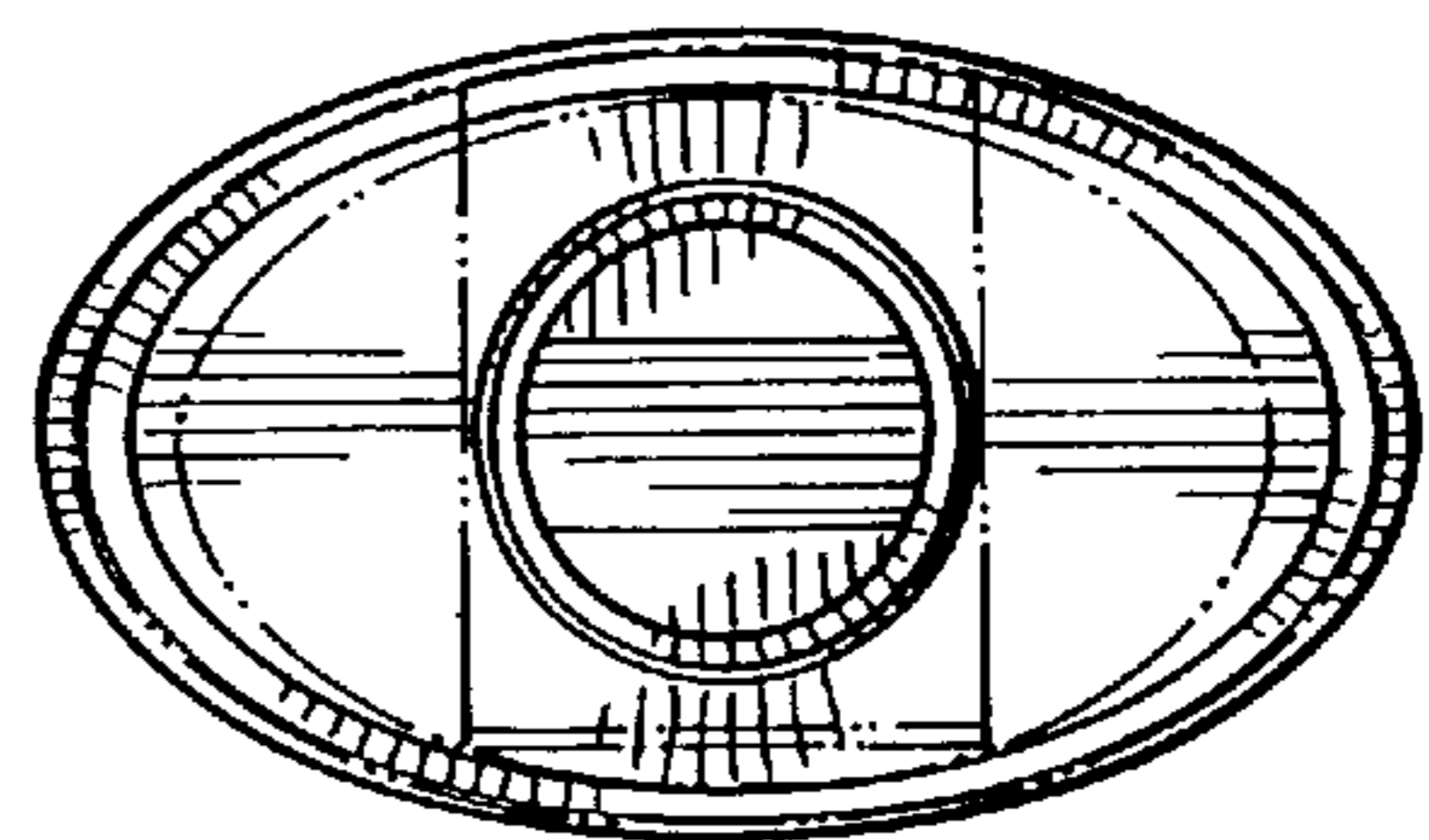


FIG. 4

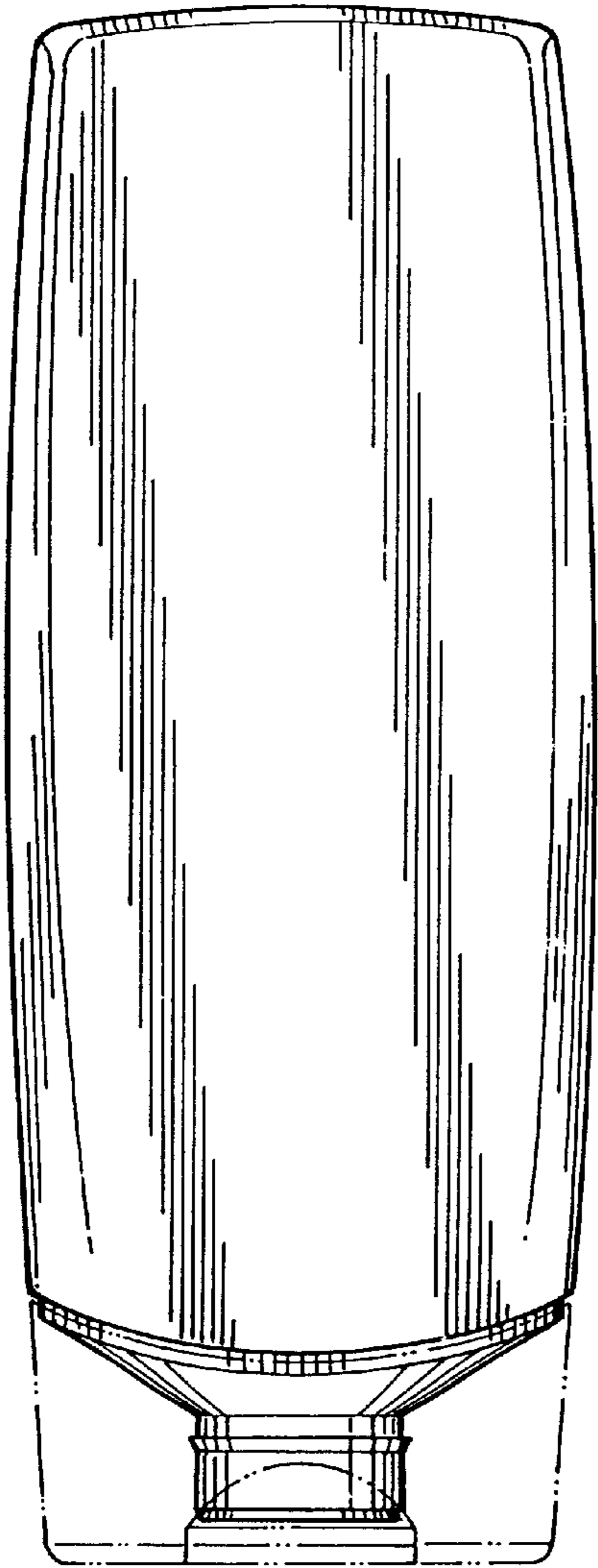


FIG. 5

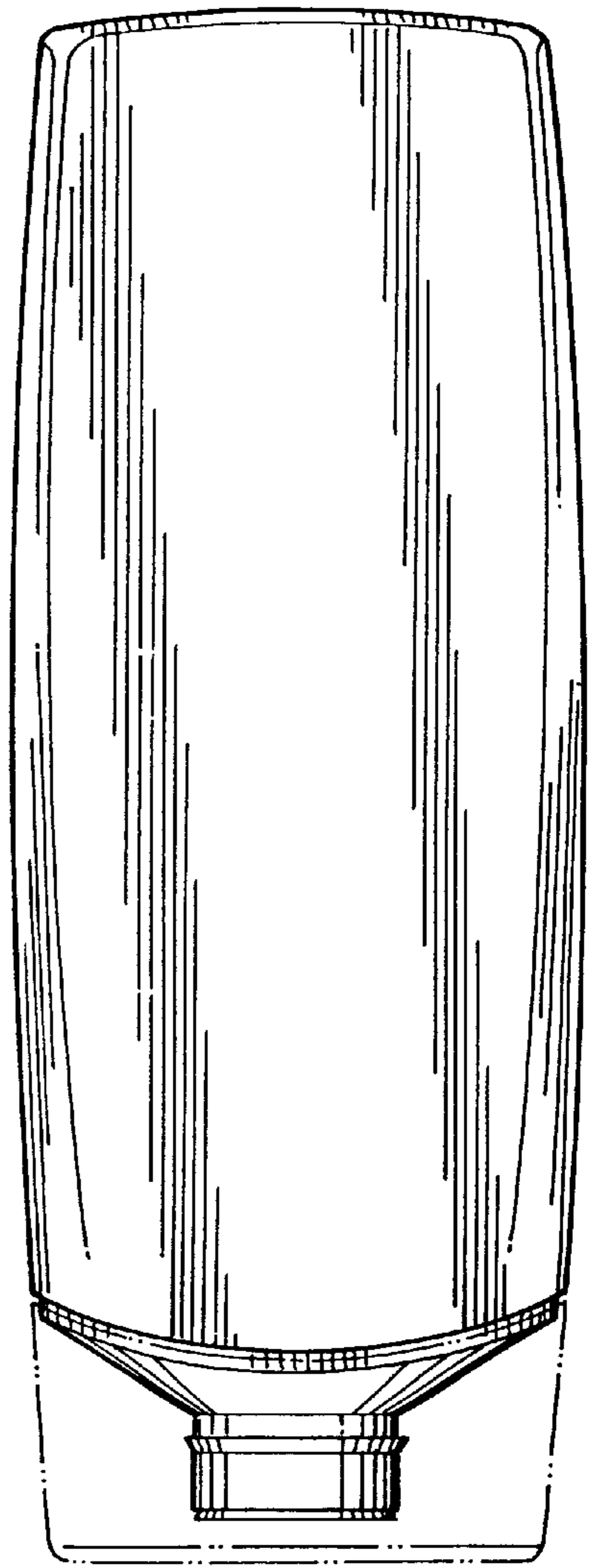


FIG. 6

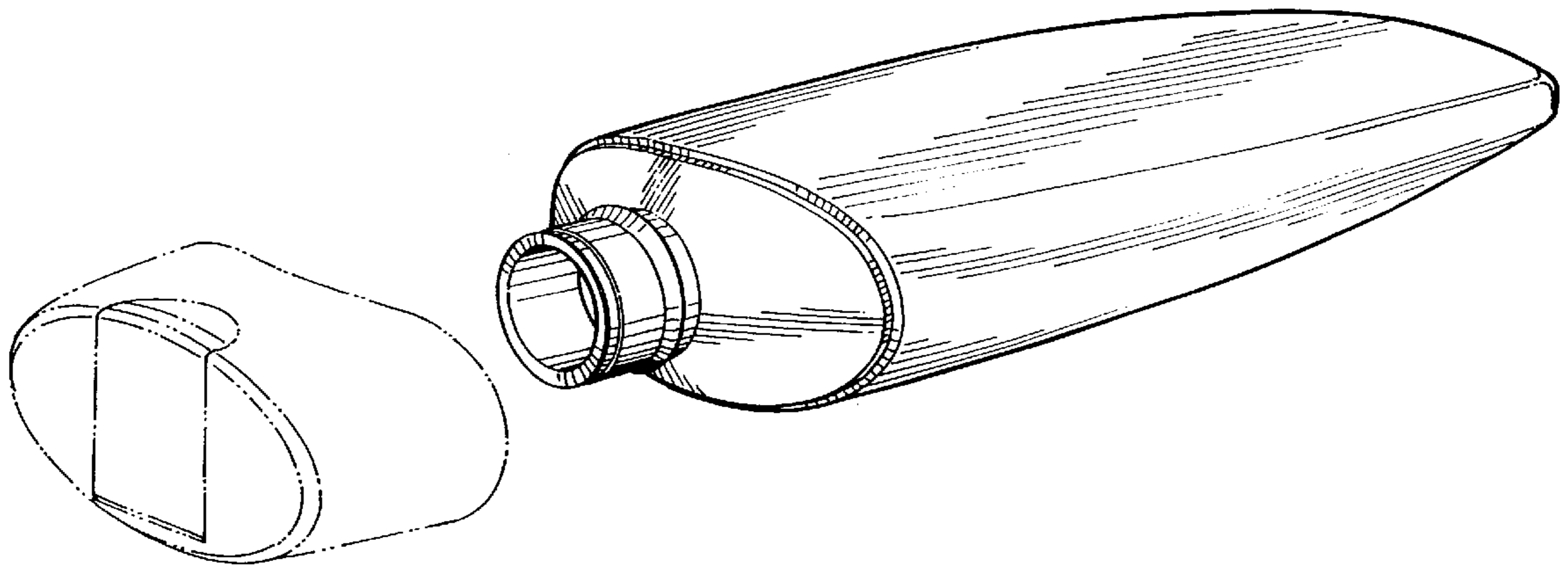


FIG. 7




FIG. 8