



US00D447681B1

(12) **United States Design Patent**
Kelleghan

(10) **Patent No.:** **US D447,681 S**

(45) **Date of Patent:** **** Sep. 11, 2001**

(54) **BONE SHAPED CARABINER**

D. 419,054 * 1/2000 Curwood D8/382

(75) Inventor: **Brian James Kelleghan**, Longmont,
CO (US)

* cited by examiner

(73) Assignee: **Bison Designs, L.L.C.**, Longmont, CO
(US)

Primary Examiner—Pamela Burgess

(74) *Attorney, Agent, or Firm*—Rick Martin; Patent Law
Offices of Rick Martin, P.C.

(**) Term: **14 Years**

(57) **CLAIM**

(21) Appl. No.: **29/131,500**

The ornamental design for a bone shaped carabiner, as
shown and described.

(22) Filed: **Oct. 23, 2000**

DESCRIPTION

(51) **LOC (7) Cl.** **08-05**

FIG. 1 is a top or bottom plan view of my new design for a
bone shaped carabiner.

(52) **U.S. Cl.** **D8/367**

FIG. 2 is a front and rear plan view, which are identical, of
the carabiner shown in FIG. 1.

(58) **Field of Search** D8/367, 368, 349,
D8/382, 343, 356, 370, 333; D19/65, 86;
D30/155; 24/131 R, 129 C, 131 C, 115 R,
546, 343, 4; 411/400, 401; 294/82.1, 82.14;
248/925; D11/44, 51, 48, 81, 99

FIG. 3 is a right side plan view of the carabiner shown in
FIG. 1.

FIG. 4 is a left side plan view of the carabiner shown in FIG.
1; and,

(56) **References Cited**

FIG. 5 is a top perspective view of the carabiner shown in
FIG. 1.

U.S. PATENT DOCUMENTS

D. 412,656 * 8/1999 Sokurenko D8/349

1 Claim, 1 Drawing Sheet

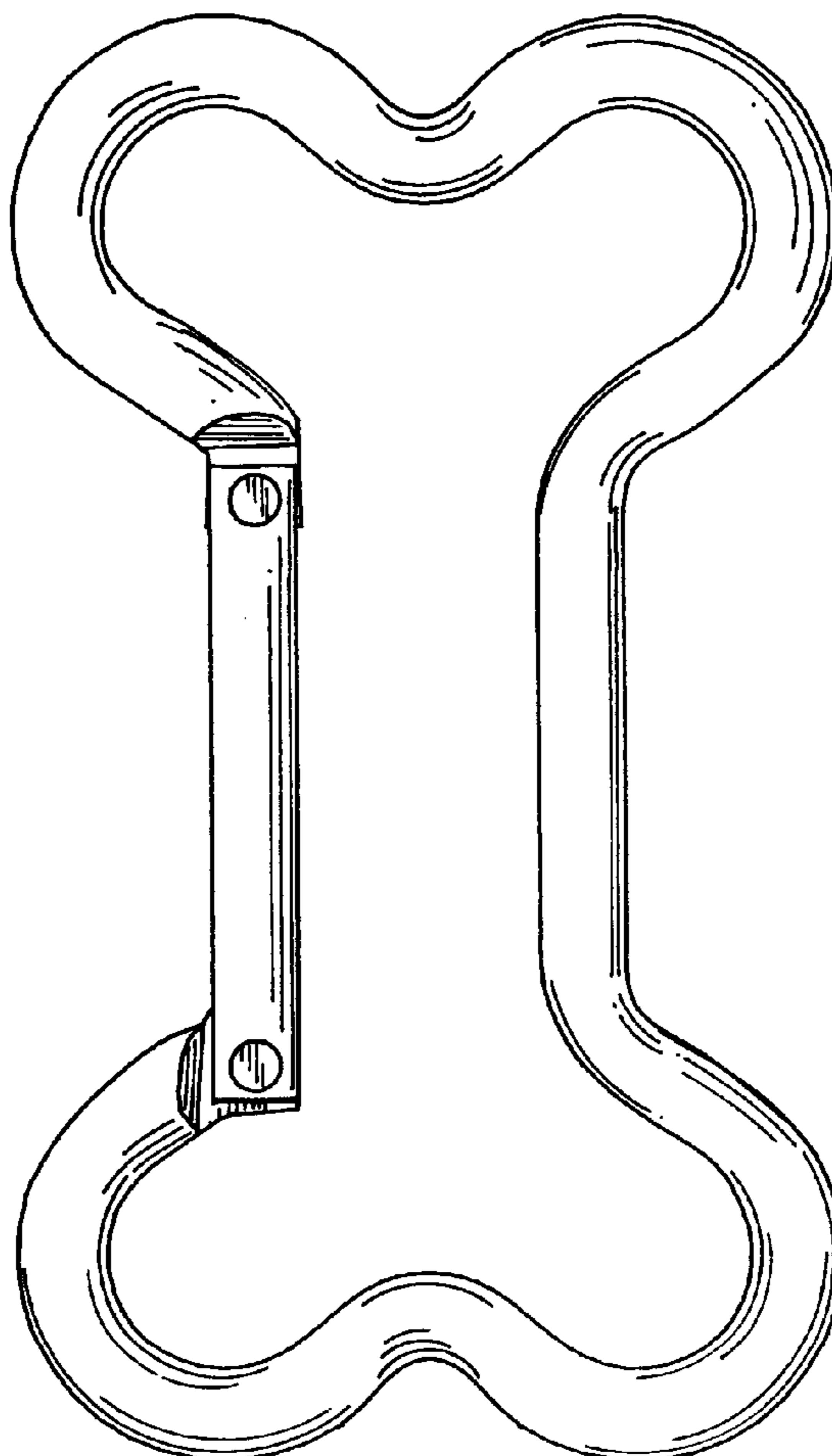




FIG. 2



FIG. 3

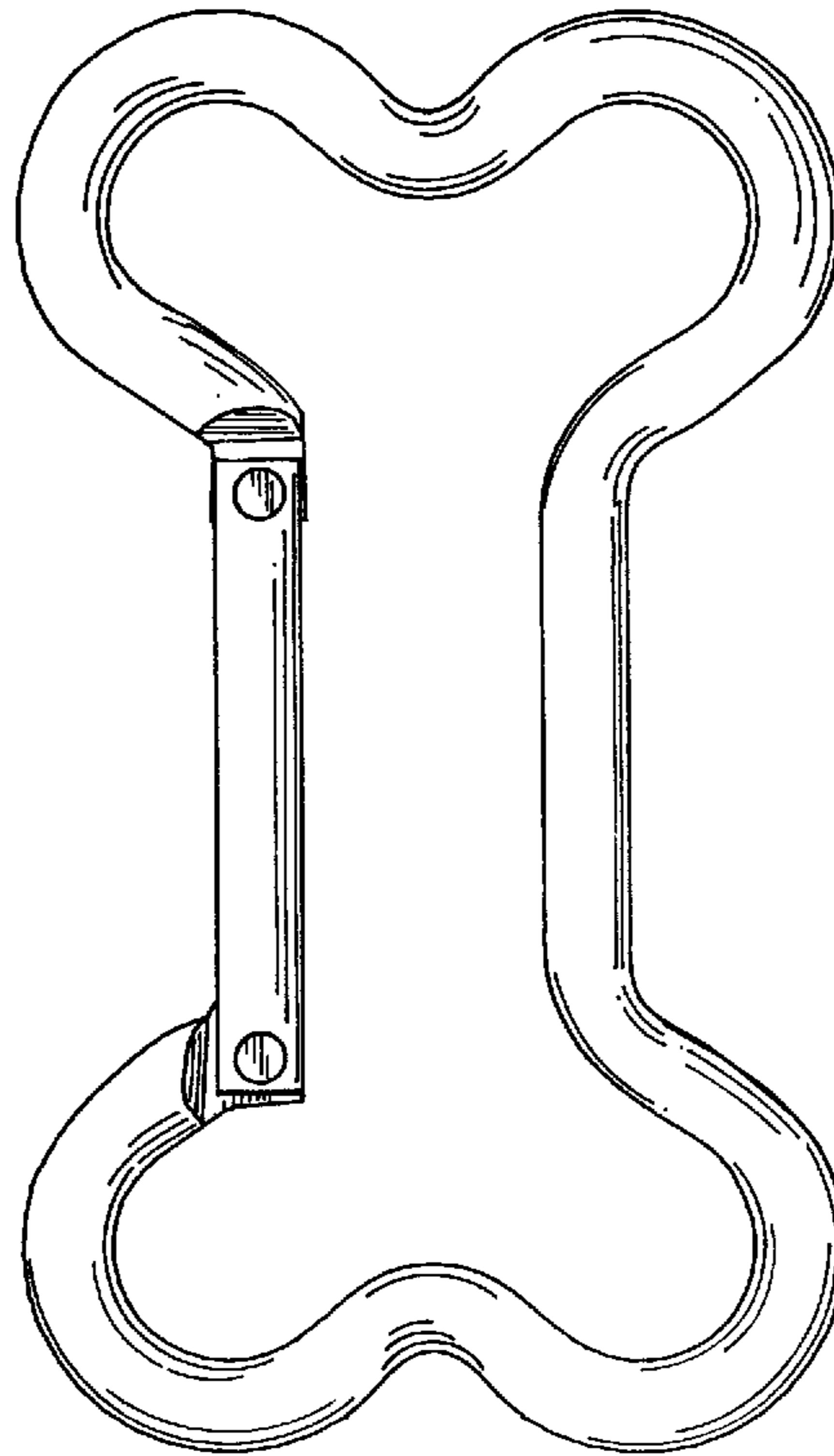


FIG. 1



FIG. 4

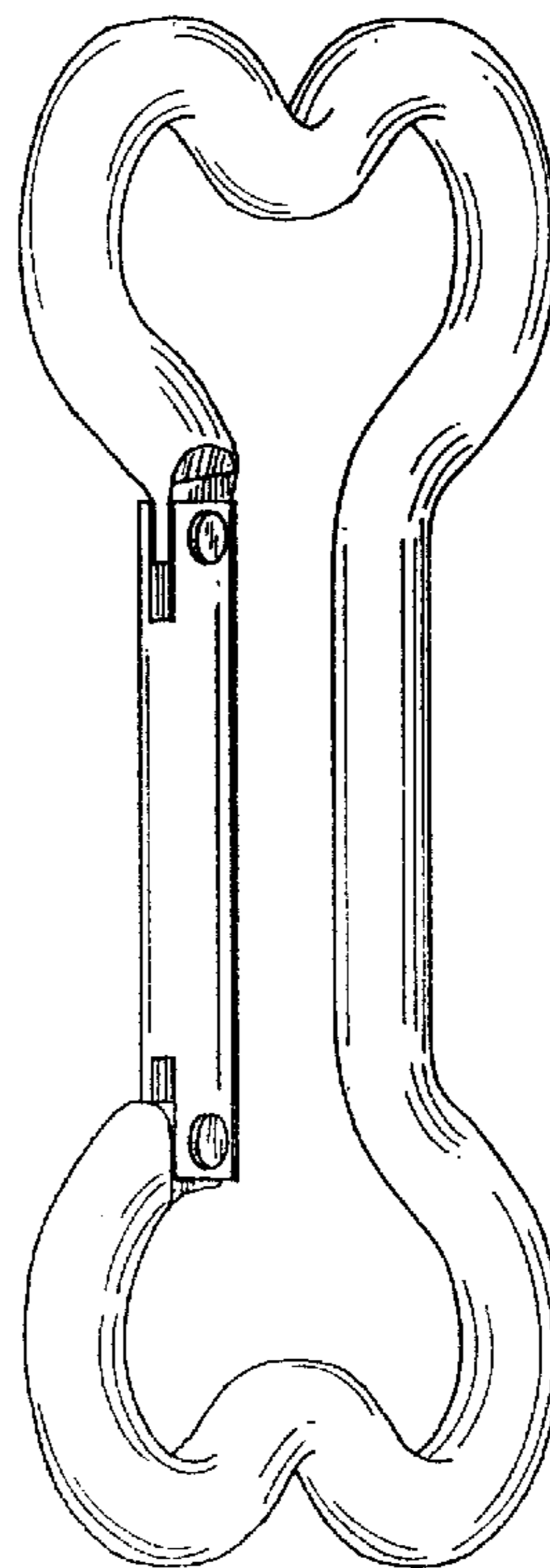


FIG. 5