



US00D447667B1

(12) **United States Design Patent**
Schneider et al.

(10) **Patent No.:** **US D447,667 S**

(45) **Date of Patent:** **** Sep. 11, 2001**

(54) **INSULATED CONTAINER**

(75) Inventors: **Rachel Schneider; Terry Mears**, both of Wichita, KS (US); **James T. Sener**, Glastonbury, CT (US)

(73) Assignee: **The Coleman Company Inc.**, Wichita, KS (US)

(**) Term: **14 Years**

(21) Appl. No.: **29/127,117**

(22) Filed: **Jul. 31, 2000**

(51) **LOC (7) Cl.** **07-07**

(52) **U.S. Cl.** **D7/607; D3/287; D3/289**

(58) **Field of Search** **D7/605-607; D3/283, D3/285, 286, 287, 289; 62/371, 372, 457.1, 457.7; 220/592.2, 592.24, 592.25, 915.1, 915.2; 383/97, 99, 109, 110, 113; 190/100-4, 109-12, 114, 115**

(56) **References Cited**

U.S. PATENT DOCUMENTS

D. 280,866 * 10/1985 Bomes et al. D3/287

D. 317,081 * 5/1991 King D3/287
D. 360,526 * 7/1995 Roncato D3/287 X
D. 377,268 * 1/1997 George et al. D3/287
D. 412,787 * 8/1999 Young D3/283

* cited by examiner

Primary Examiner—Terry A. Wallace

(74) *Attorney, Agent, or Firm*—Kramer Levin Naftalis & Frankel, LLP.

(57) **CLAIM**


The ornamental design for an insulated container, as shown and described.

DESCRIPTION

FIG. 1 is a side perspective view showing the new design; FIG. 2 is a front elevation view thereof; FIG. 3 is a back elevation view thereof, showing the opposite side of FIG. 2; FIG. 4 is a side elevation view thereof; FIG. 5 is a top plan view thereof; and, FIG. 6 is a bottom plan view thereof.

The broken lines are for illustrative purposes only and form no part of the claimed design.

1 Claim, 6 Drawing Sheets






FIG. 1

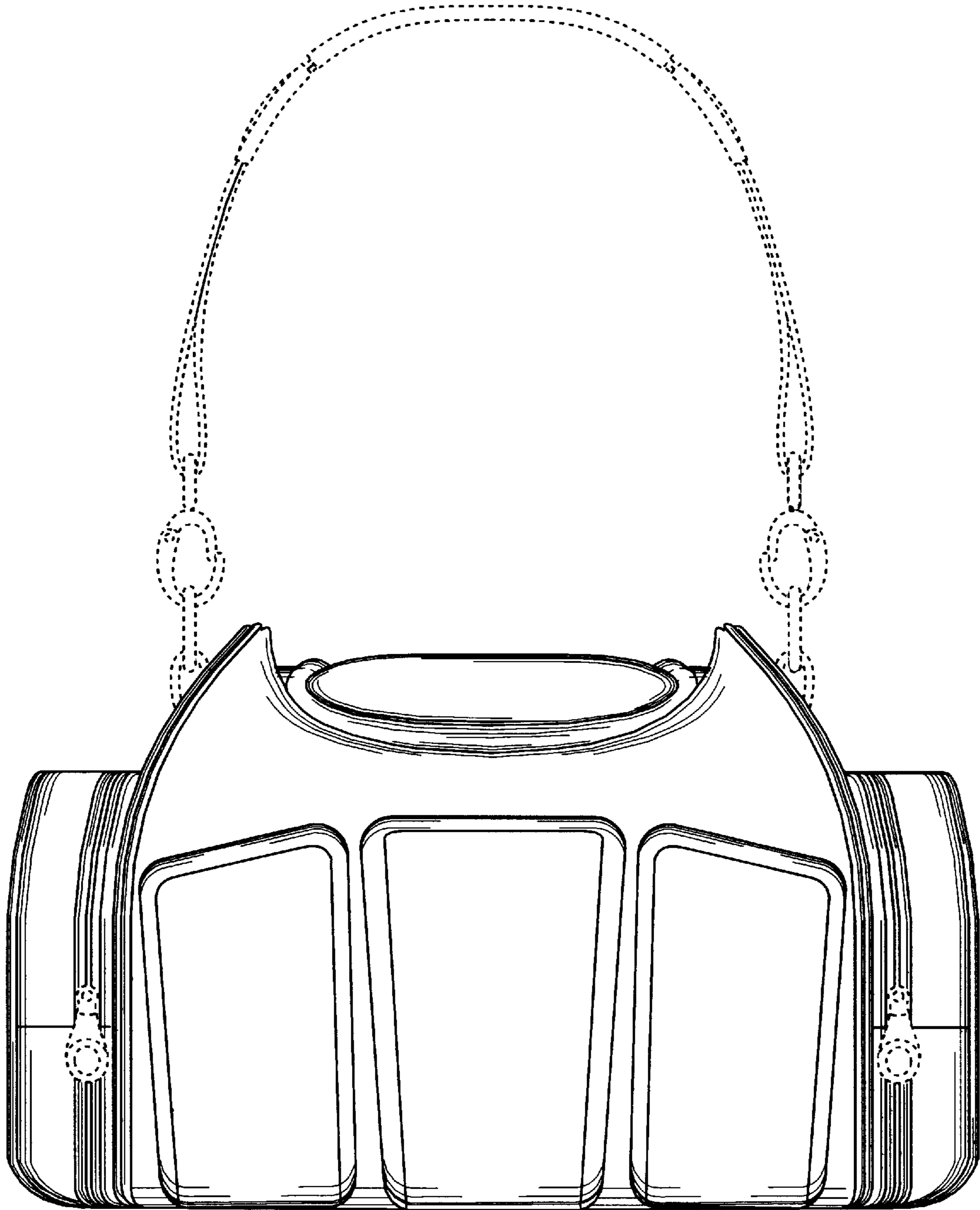


FIG. 2



FIG. 3

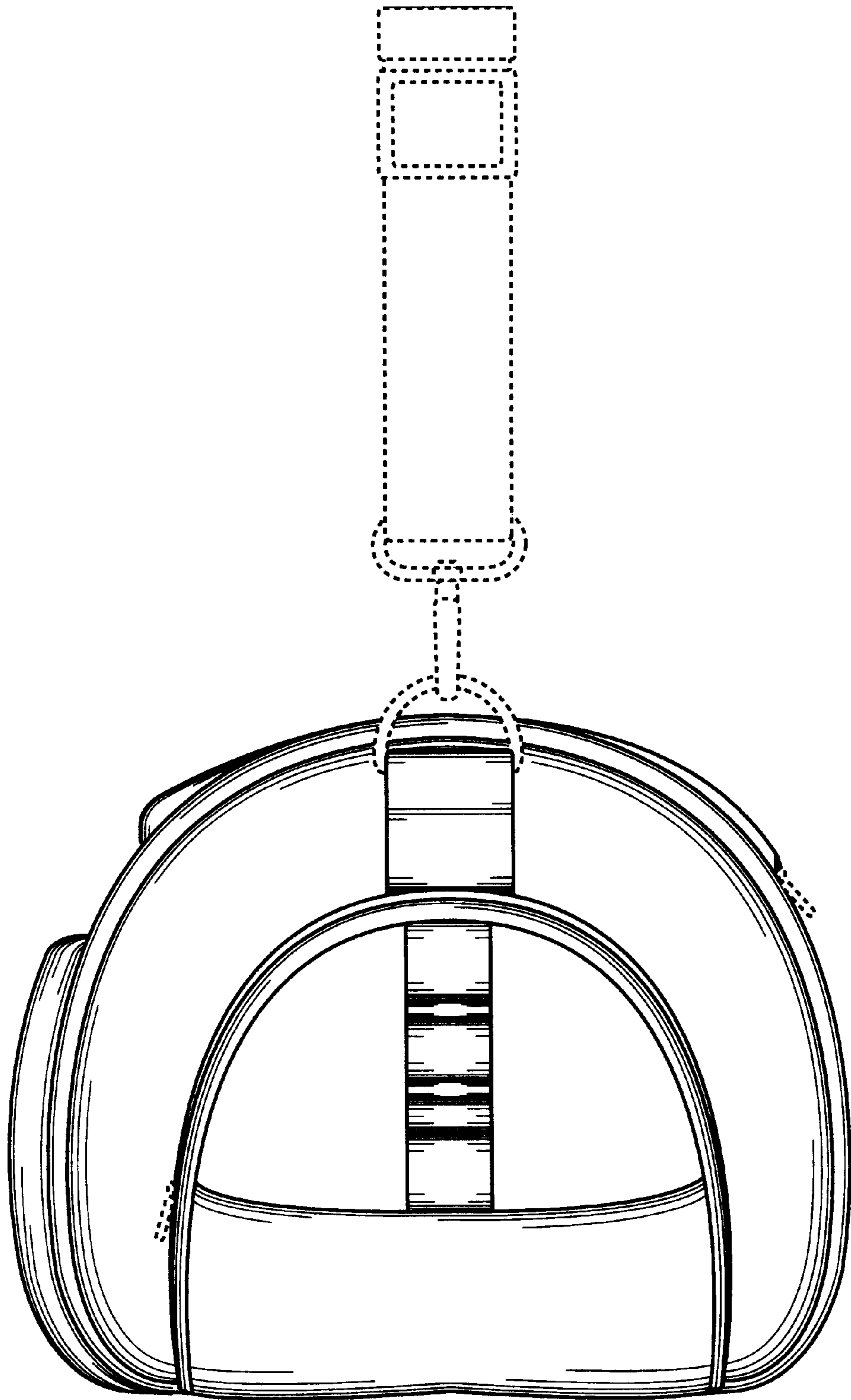


FIG. 4

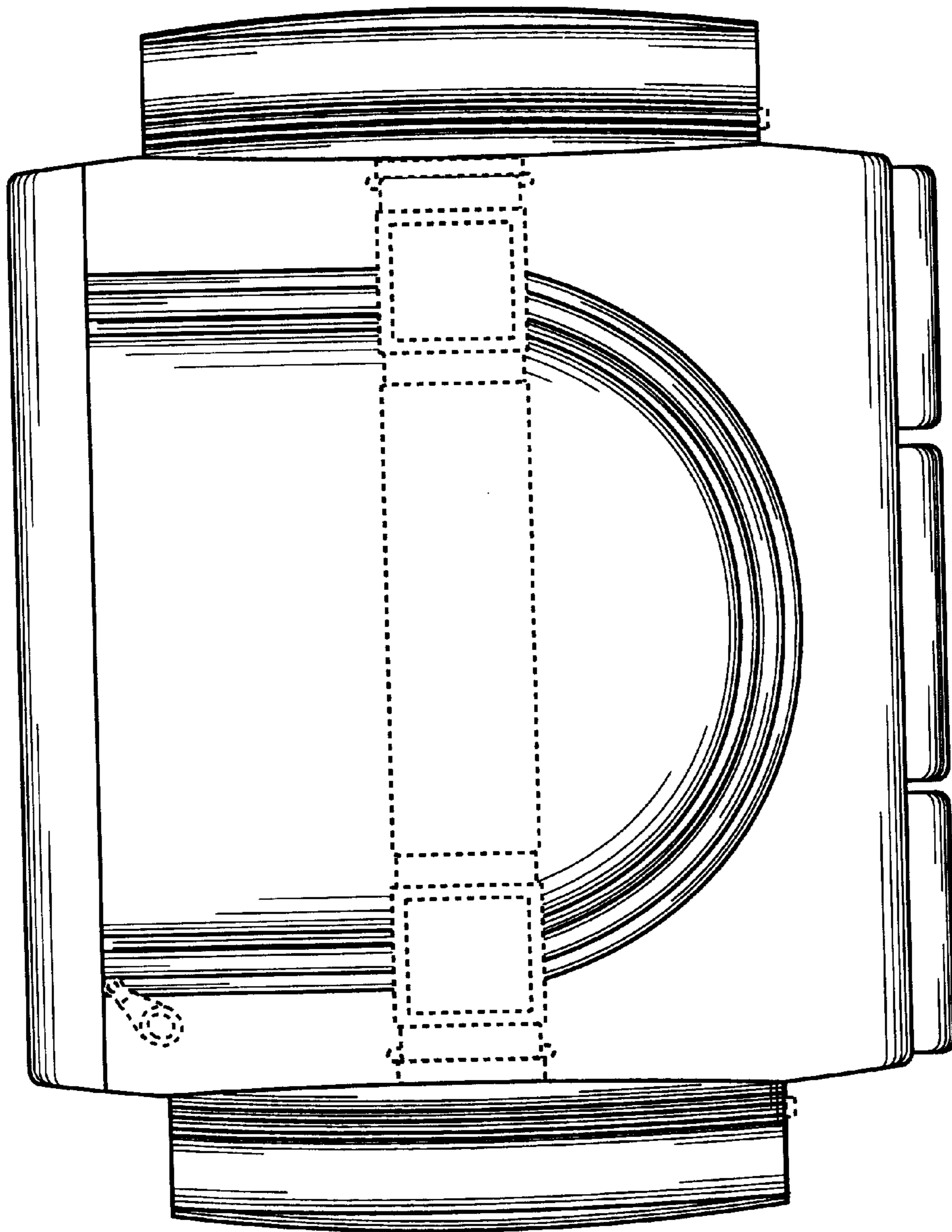


FIG. 5




FIG. 6