



US00D447666B1

(12) **United States Design Patent**
Loerch

(10) **Patent No.:** **US D447,666 S**

(45) **Date of Patent:** **** Sep. 11, 2001**

(54) **PLATE ATTACHABLE STEMWARE HOLDER**

(76) Inventor: **Kay J. Loerch**, 221 F. Ave., Coronado,
CA (US) 92118

(**) Term: **14 Years**

(21) Appl. No.: **29/121,638**

(22) Filed: **Apr. 10, 2000**

(51) **LOC (7) Cl.** **07-01**

(52) **U.S. Cl.** **D7/396.2; D7/507**

(58) **Field of Search** **D7/507, 587, 702,**
D7/389, 623, 396.1, 396.2, 396.6, 701,
620; 215/386, 391; 431/289; 220/23.83,
62, 575, 737; 294/144, 159, 146; 248/311.2,
229.1

(56) **References Cited**

U.S. PATENT DOCUMENTS

D. 36,523	*	8/1903	Webber	D7/396.1
D. 36,971	*	6/1904	Berry	D7/396.1
D. 227,851	*	7/1973	Nowland et al.	D7/552.1
D. 281,565	*	12/1985	Stourton et al.	D7/552.1
D. 311,860	*	11/1990	Remmers	D8/381
D. 317,999	*	7/1991	Sanford	D7/620
D. 322,194	*	12/1991	Egan, Jr.	D7/396.1
D. 332,888	*	2/1993	Cook	D7/702
D. 334,112	*	3/1993	Carter	D7/701
D. 379,747	*	6/1997	Carter	D7/701
D. 398,489	*	9/1998	Drakin et al.	D7/702
D. 413,769	*	9/1999	Mason	D7/620
1,420,297	*	6/1922	Thompson	D7/507 X
2,530,227	*	11/1950	Cheek	215/386

5,029,720	*	7/1991	Bridges	220/737
5,085,391	*	2/1992	Berger et al.	248/311.2
5,110,170	*	5/1992	Boatwright	294/146
5,607,077	*	3/1997	Torkelson	220/575

* cited by examiner

Primary Examiner—M. N. Pandozzi

(74) *Attorney, Agent, or Firm*—Richard D. Clarke

(57) **CLAIM**

The ornamental design for a plate attachable stemware holder, as shown and described.

DESCRIPTION

FIG. 1 Is an in use front perspective view of a plate attachable stemware holder showing my new design.

FIG. 2 is a front view of the plate attachable stemware holder;

FIG. 3 is a rear view of the plate attachable stemware holder;

FIG. 4 is a side perspective view of the plate attachable stemware holder;

FIG. 5 is a side elevational view of the plate attachable stemware holder;

FIG. 6 is a side elevational view of the plate attachable stemware holder;

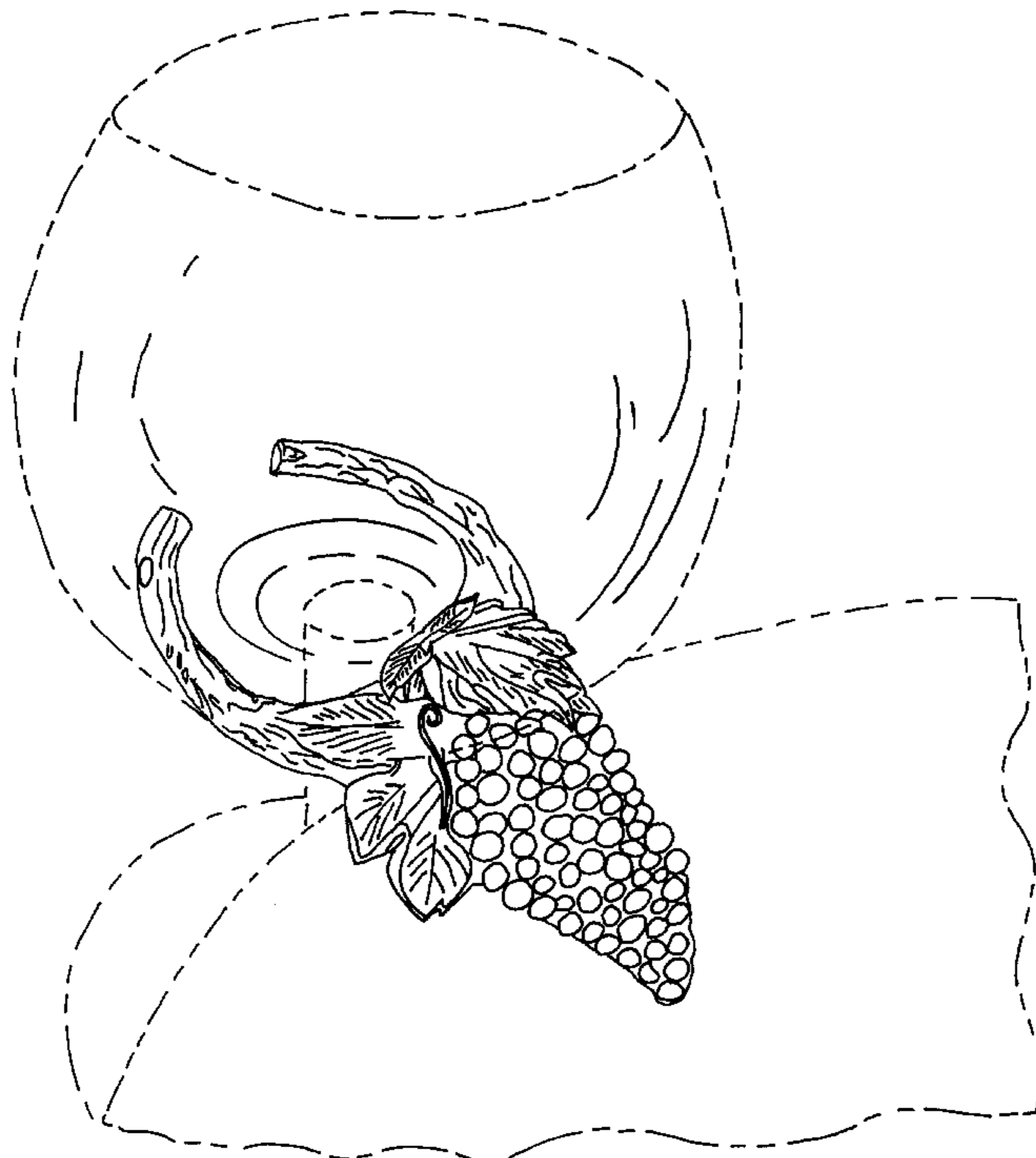
FIG. 7 is a top view of the plate attachable stemware holder;

and,

FIG. 8 is a bottom view of the plate attachable stemware holder.

The broken line showing of a plate and a wine glass on FIG. 1 is for illustrative purposes only and forms no part of the claimed design.

1 Claim, 3 Drawing Sheets



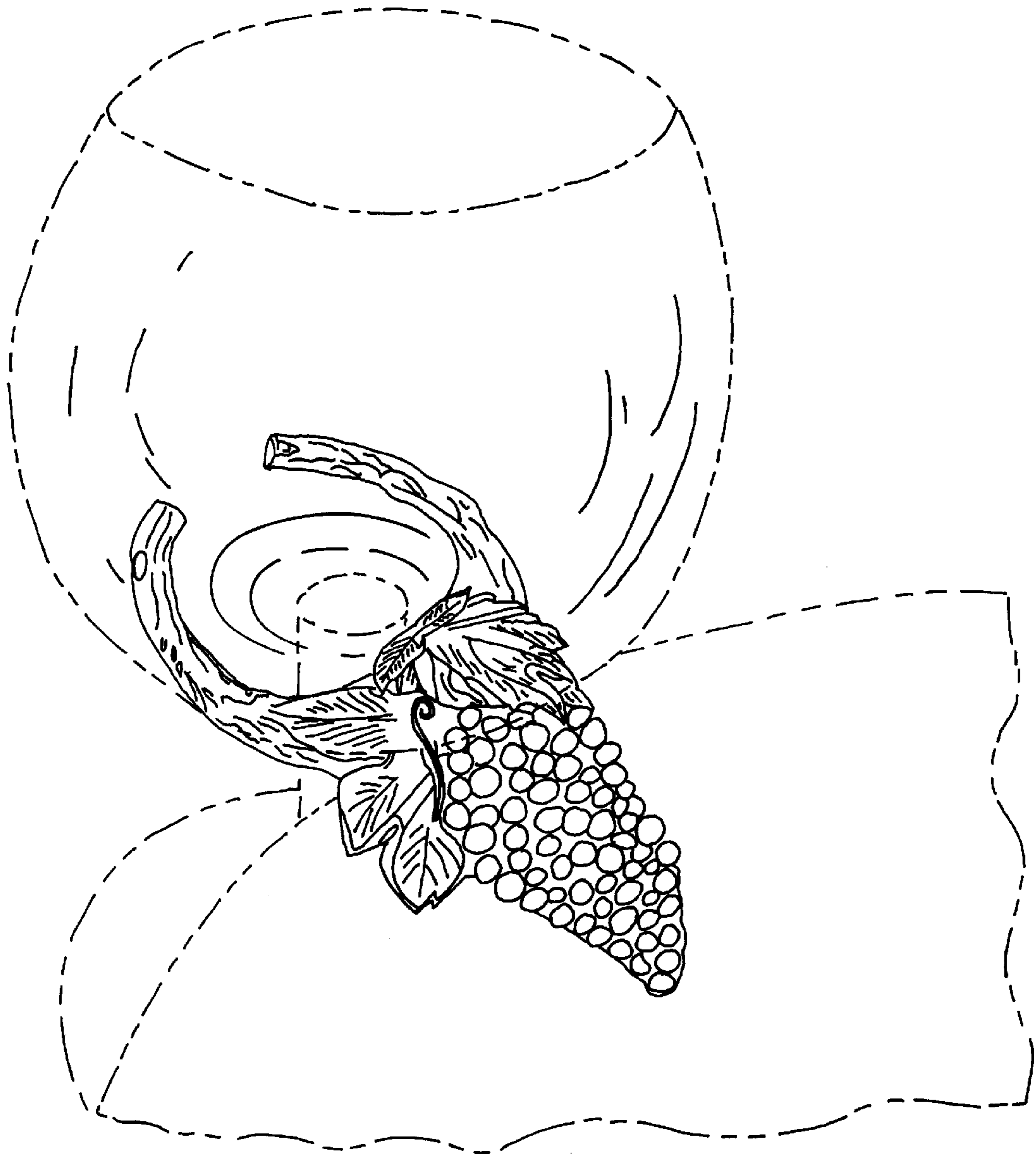


Fig. 1



Fig. 2

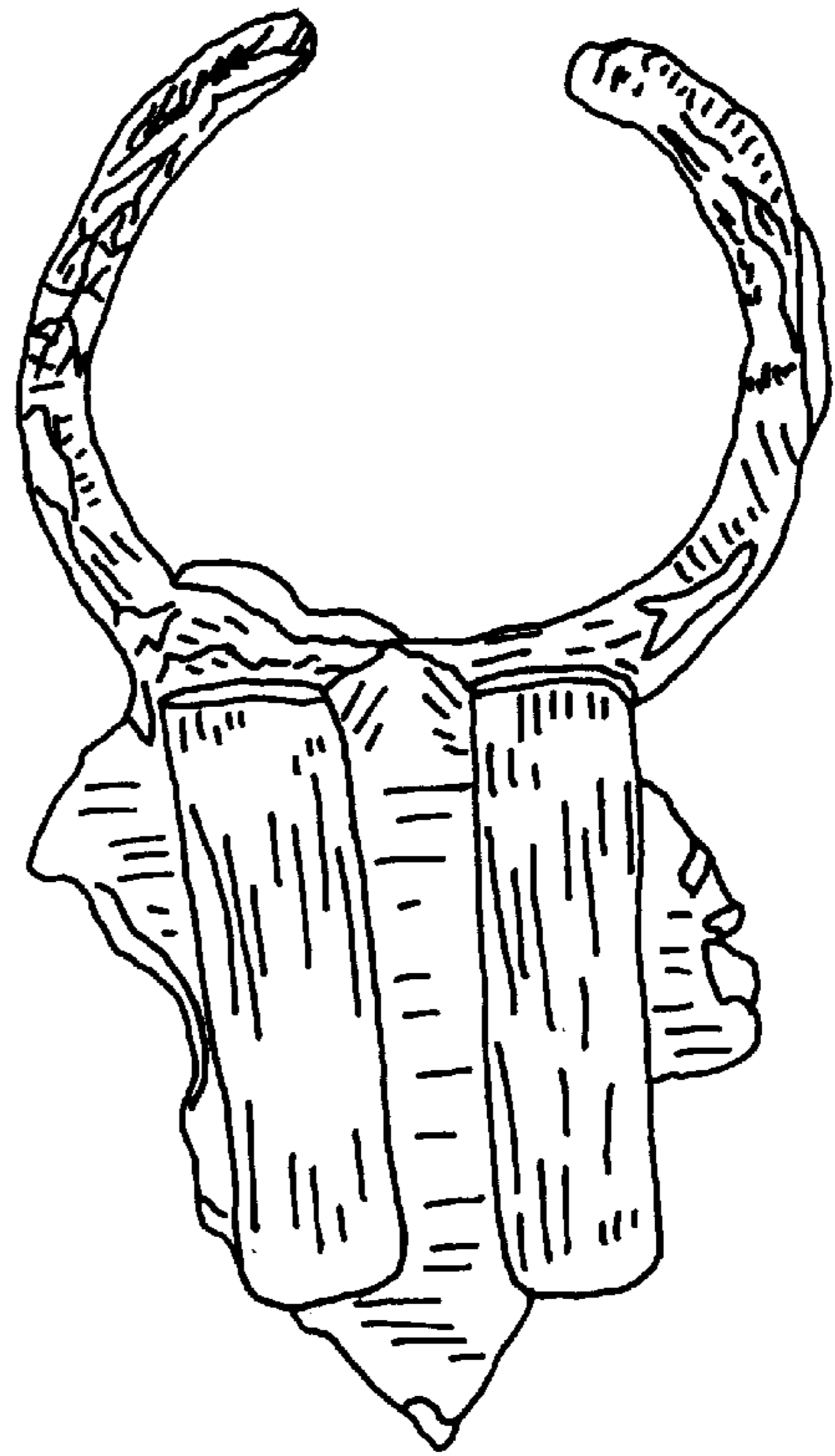


Fig. 3

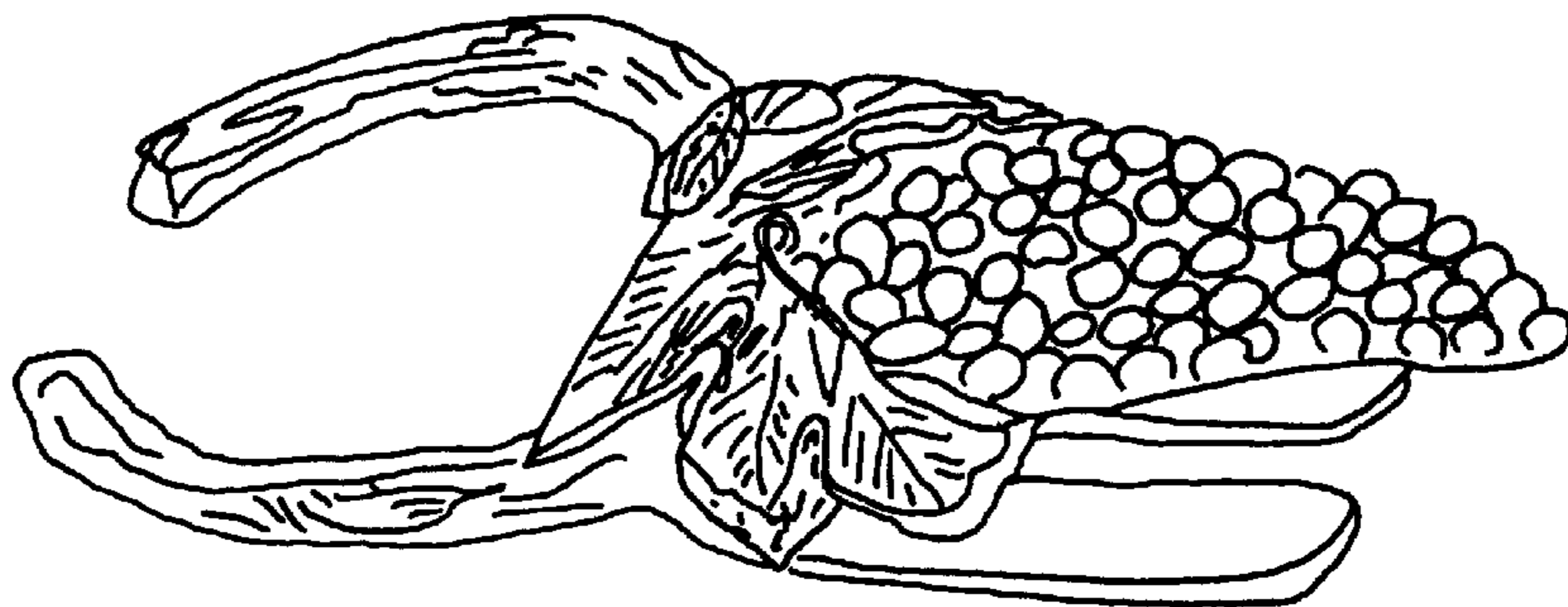


Fig. 4

Fig. 5

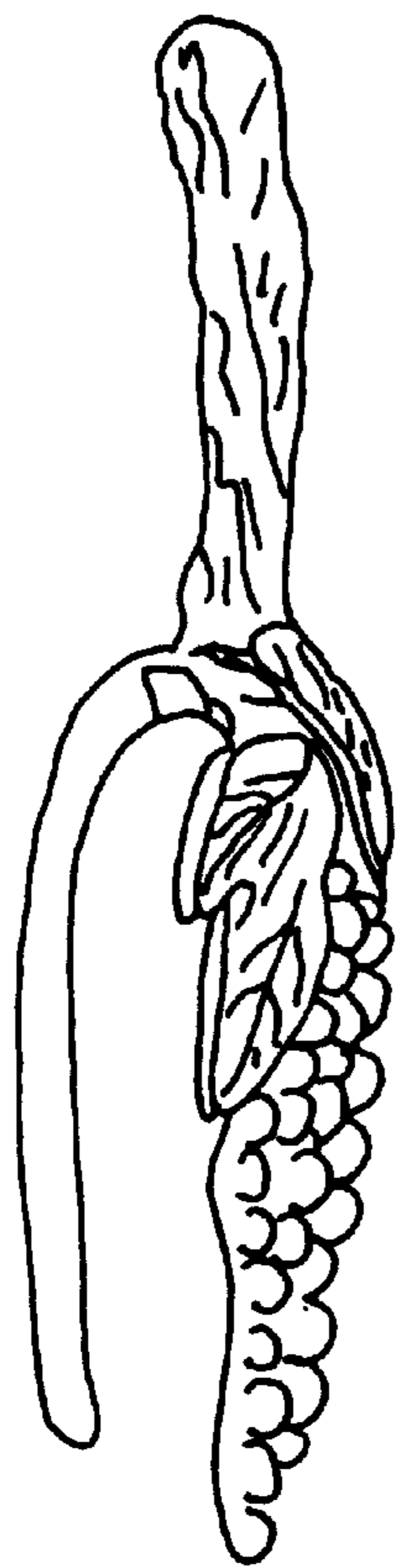


Fig. 6



Fig. 7




Fig. 8

