



US00D447665B1

(12) **United States Design Patent**
Jorgensen

(10) **Patent No.:** **US D447,665 S**

(45) **Date of Patent:** **** Sep. 11, 2001**

(54) **FONDUE SET**

(75) **Inventor:** **Carsten Jorgensen, St. Niklausen (CH)**

(73) **Assignee:** **PI-Design AG, Triengen (CH)**

(**) **Term:** **14 Years**

(21) **Appl. No.:** **29/132,267**

(22) **Filed:** **Nov. 7, 2000**

(30) **Foreign Application Priority Data**

May 10, 2000 (DK) MA 2000 00523

(51) **LOC (7) Cl.** **07-02**

(52) **U.S. Cl.** **D7/355**

(58) **Field of Search** D7/314, 323, 354-361,
D7/366; 99/357, 403

(56) **References Cited**

U.S. PATENT DOCUMENTS

D. 182,828 * 5/1958 Lax D7/314

D. 204,409 * 4/1966 Eberhart D7/366

D. 215,870 * 11/1969 Singer D7/355

D. 217,733 * 6/1970 Singer et al. D7/355

D. 225,669 * 12/1972 Toiseux D7/366

3,038,402 * 6/1962 Singer 99/403

3,585,050 * 6/1971 Singer et al. 99/357

* cited by examiner

Primary Examiner—Caron D. Veynar

(74) *Attorney, Agent, or Firm*—Nath & Associates PLLC;
Gary M. Nath; Marvin C. Berkowitz

(57) **CLAIM**

The ornamental design for a fondue set, as shown and described.

DESCRIPTION

FIG. 1 is an oblique perspective view of the fondue set; FIG. 2 is a right side view of the fondue set, as shown in FIG. 1; FIG. 3 is a left side view of the fondue set; FIG. 4 is a front side view of the fondue set; FIG. 5 is a back side view of the fondue set; and, FIG. 6 is a top view of the fondue set.

1 Claim, 6 Drawing Sheets




FIG. 1




FIG. 2

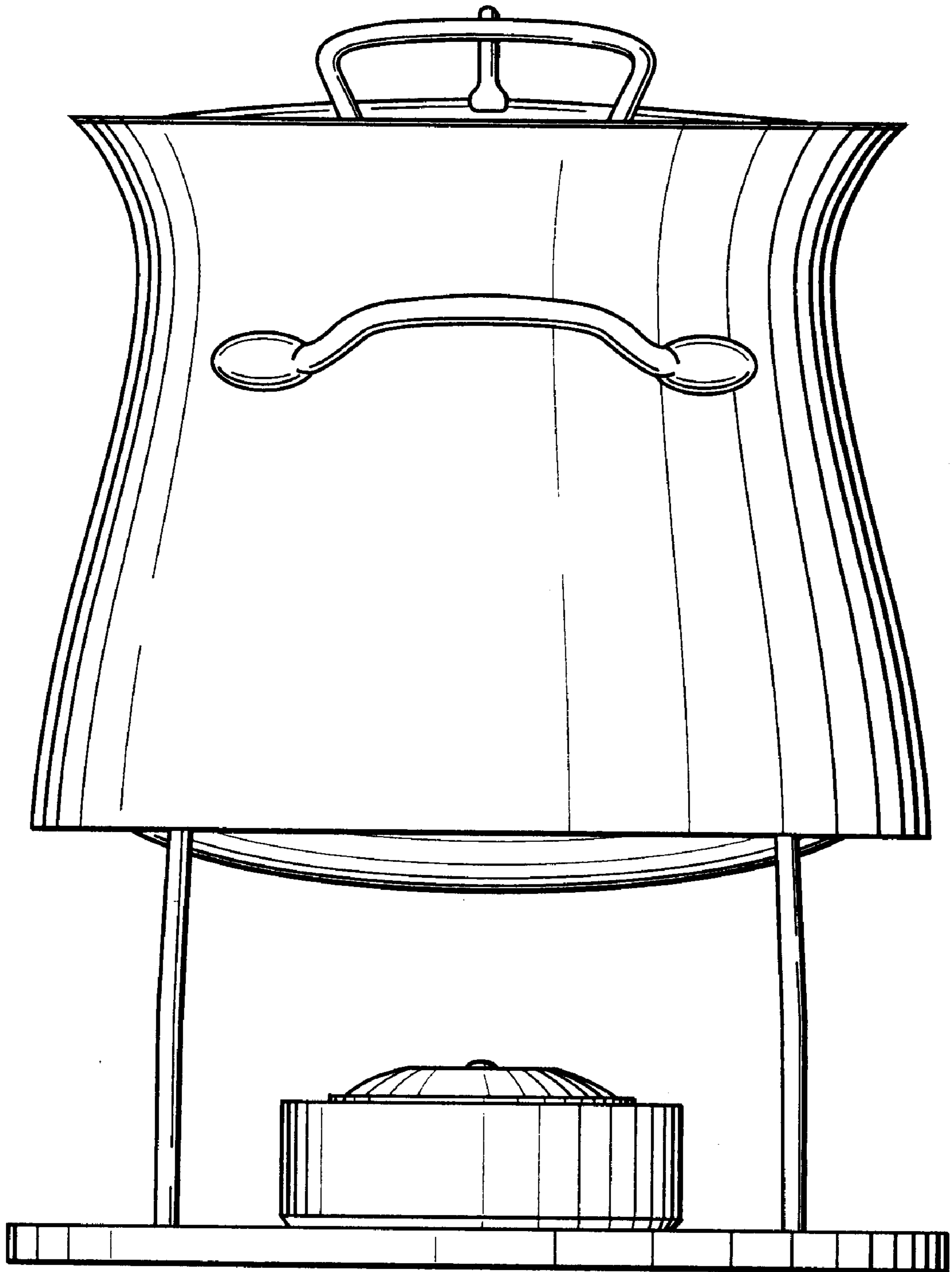


FIG. 3

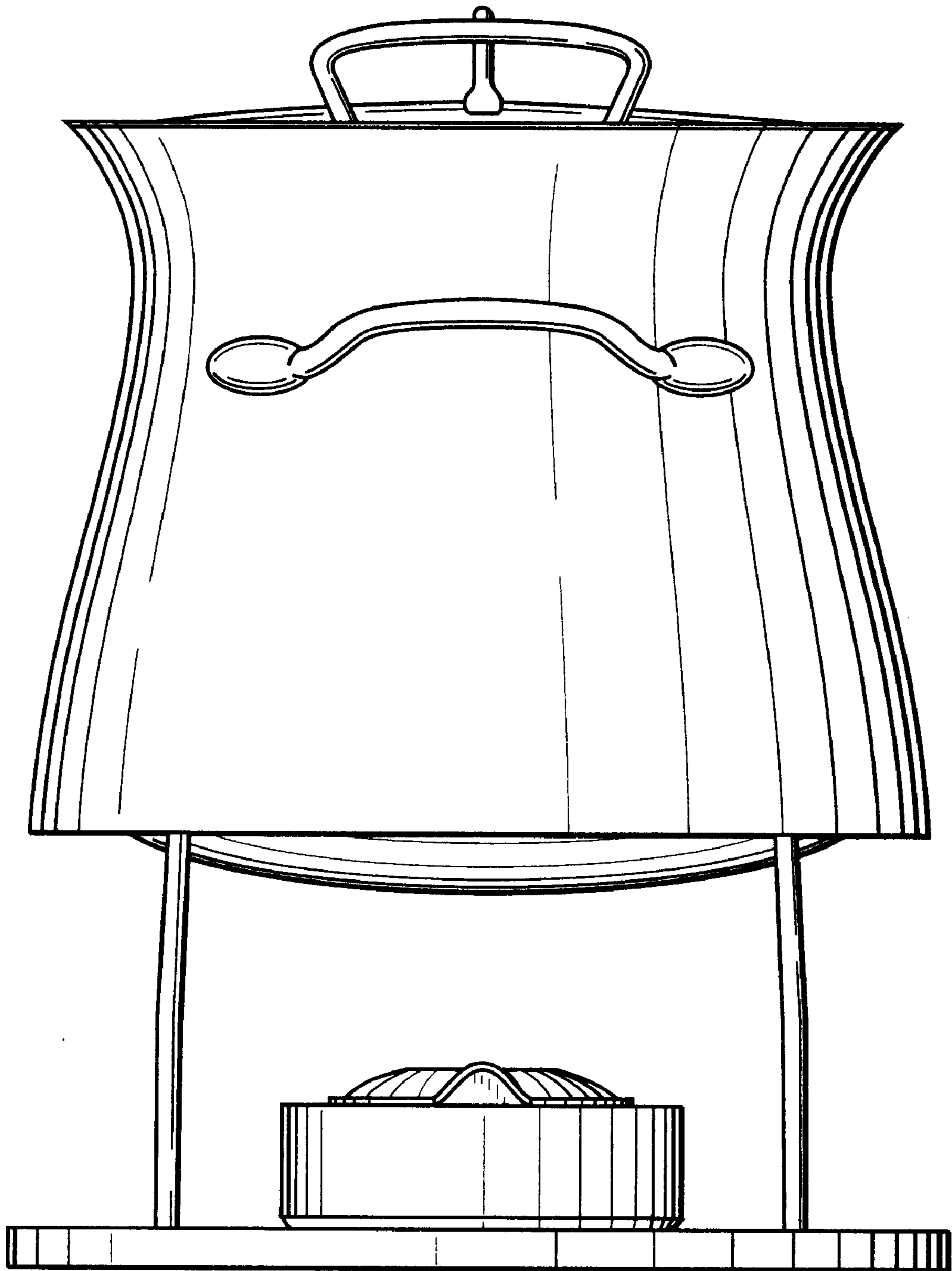


FIG. 4

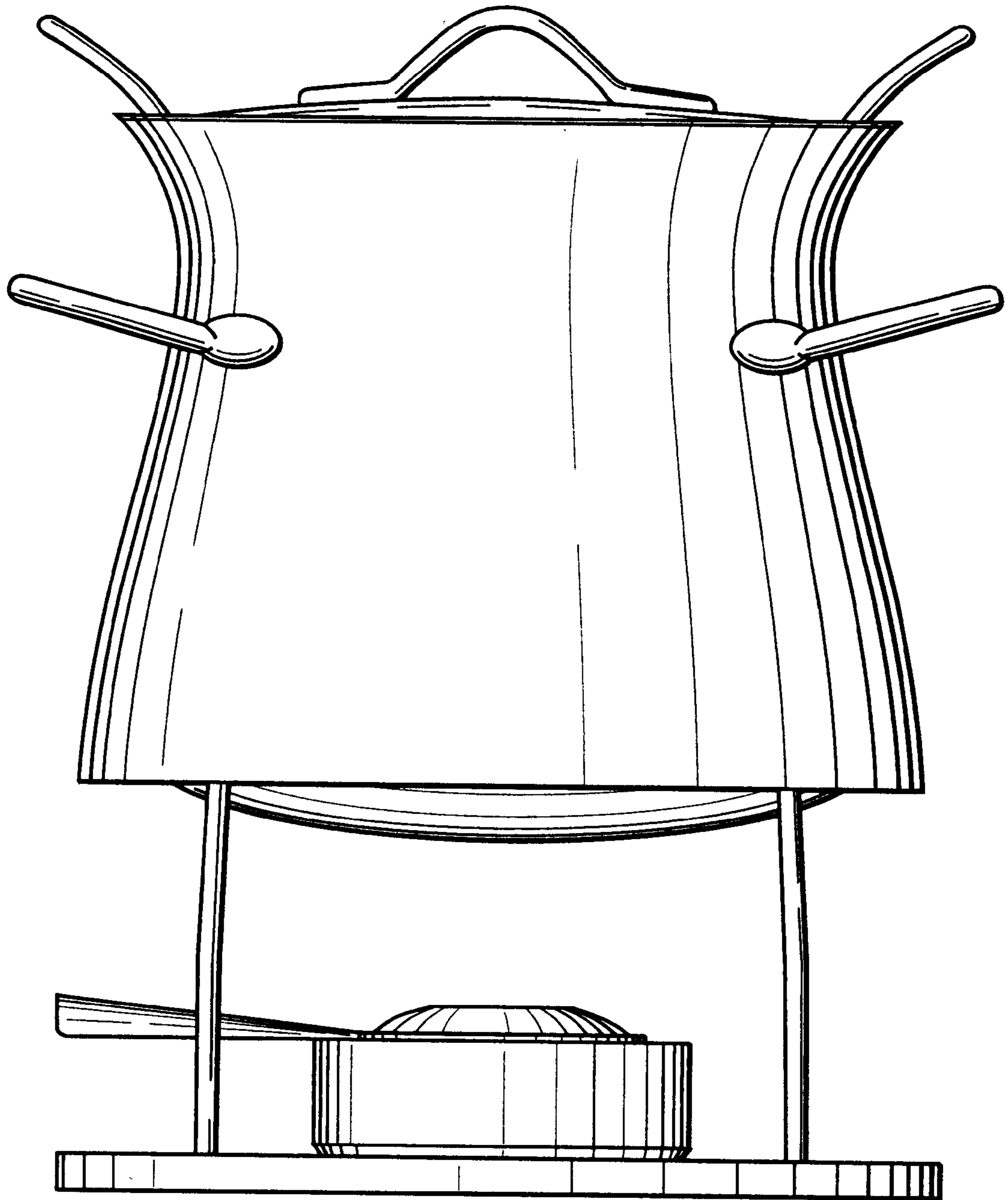


FIG. 5

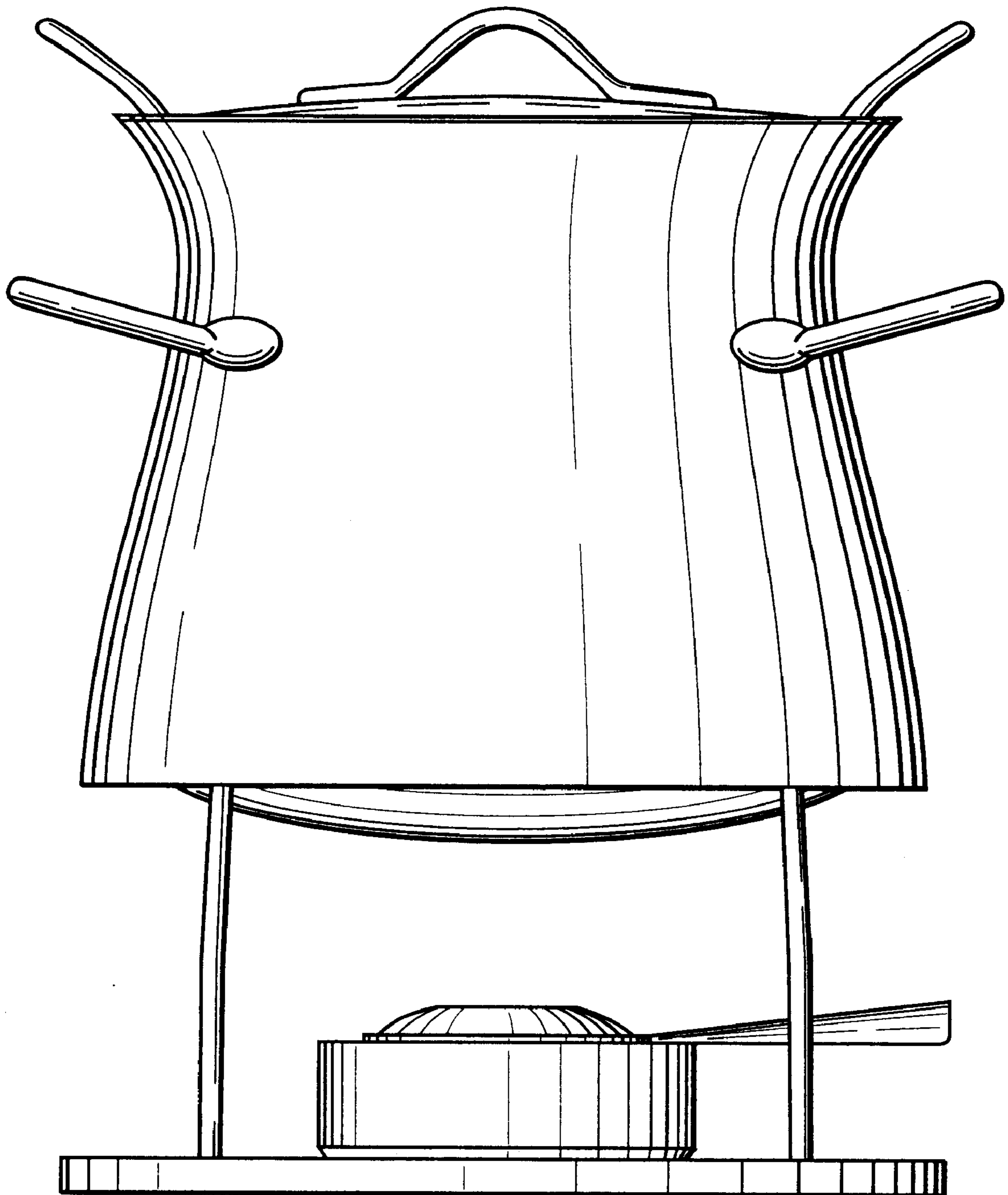


FIG. 6

