



US00D447660B1

(12) **United States Design Patent**  
**Malin**

(10) **Patent No.:** **US D447,660 S**

(45) **Date of Patent:** **\*\* Sep. 11, 2001**

(54) **FLOOR MAT**

(74) *Attorney, Agent, or Firm*—Richard D. Zimmerman

(75) **Inventor:** **Herbert Malin**, Barrington, RI (US)

(57) **CLAIM**

(73) **Assignee:** **Teknor Apex Company**, Pawtucket, RI (US)

The ornamental design for a floor mat, as shown and described.

(\*\*) **Term:** **14 Years**

**DESCRIPTION**

(21) **Appl. No.:** **29/132,280**

FIG. 1 is a top plan view of a floor mat showing my new design;

(22) **Filed:** **Nov. 6, 2000**

FIG. 2 is an enlarged sectional view thereof along the line 2—2 in FIG. 1;

(51) **LOC (7) Cl.** ..... **06-11**

FIG. 3 is an enlarged top plan view of fragmented portion of my new design;

(52) **U.S. Cl.** ..... **D6/582**

FIG. 4 is a sectional view thereof along the line 4—4 in FIG. 3;

(58) **Field of Search** ..... D6/582–585, 592,  
D6/594; 52/660; 5/417; 15/215, 238; D5/53,  
58

FIG. 5 is a second embodiment of an enlarged top plan view of a fragmented portion of my new design; and,

(56) **References Cited**

FIG. 6 is a third embodiment of an enlarged top plan view of a fragmented portion of my new design.

**U.S. PATENT DOCUMENTS**

The drawings have been broken away to indicate indeterminate size.

D. 33,608 \* 11/1900 Armstong ..... D6/582

The broken lines showing the border of the mat and the support feet are for illustrative purposes only and form no part of the claimed design.

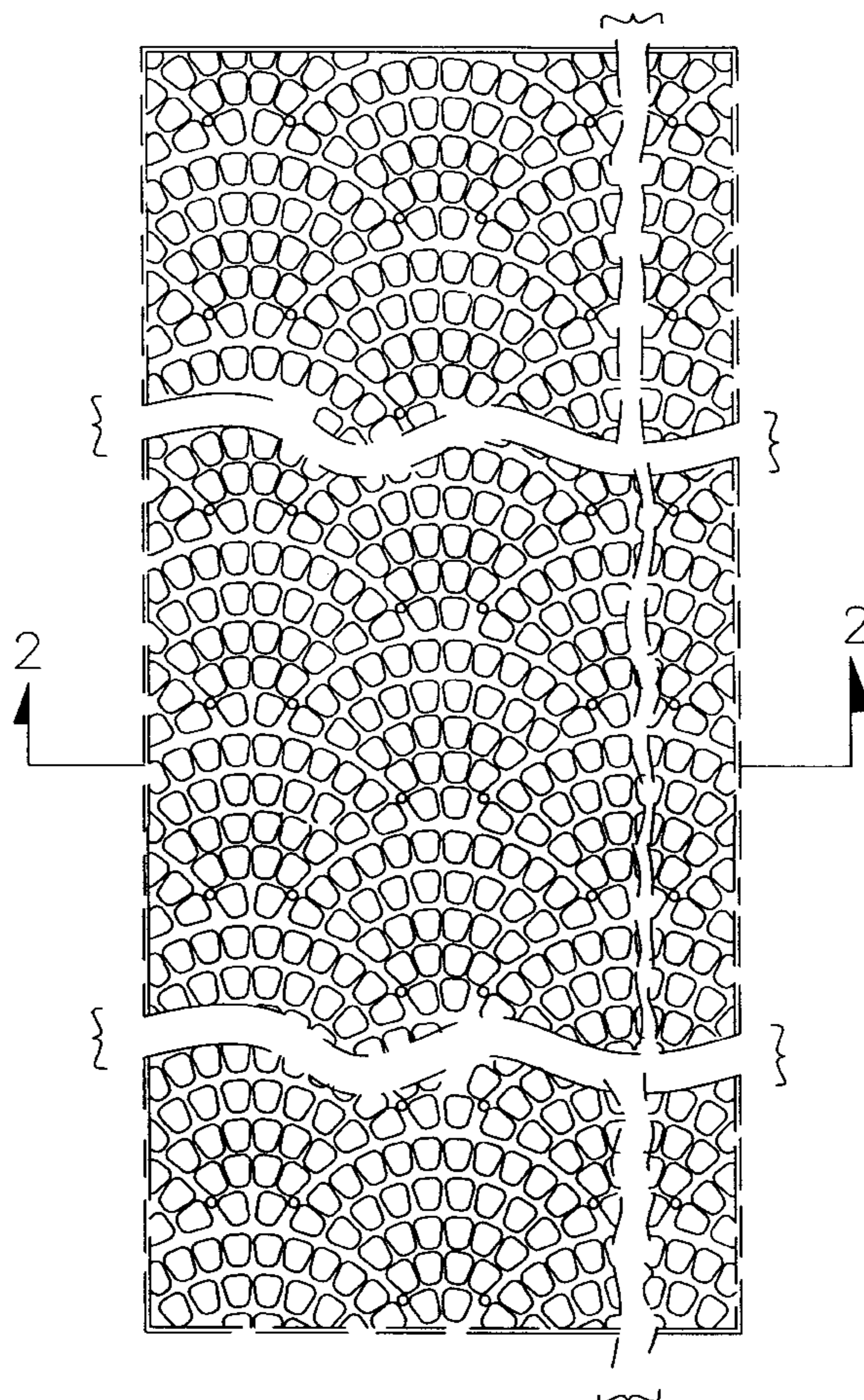
D. 281,752 \* 12/1985 Dickens et al. .... D6/582

D. 437,120 \* 2/2001 Jahner et al. .... D5/53

\* cited by examiner

*Primary Examiner*—Mitchell Siegel

**1 Claim, 3 Drawing Sheets**



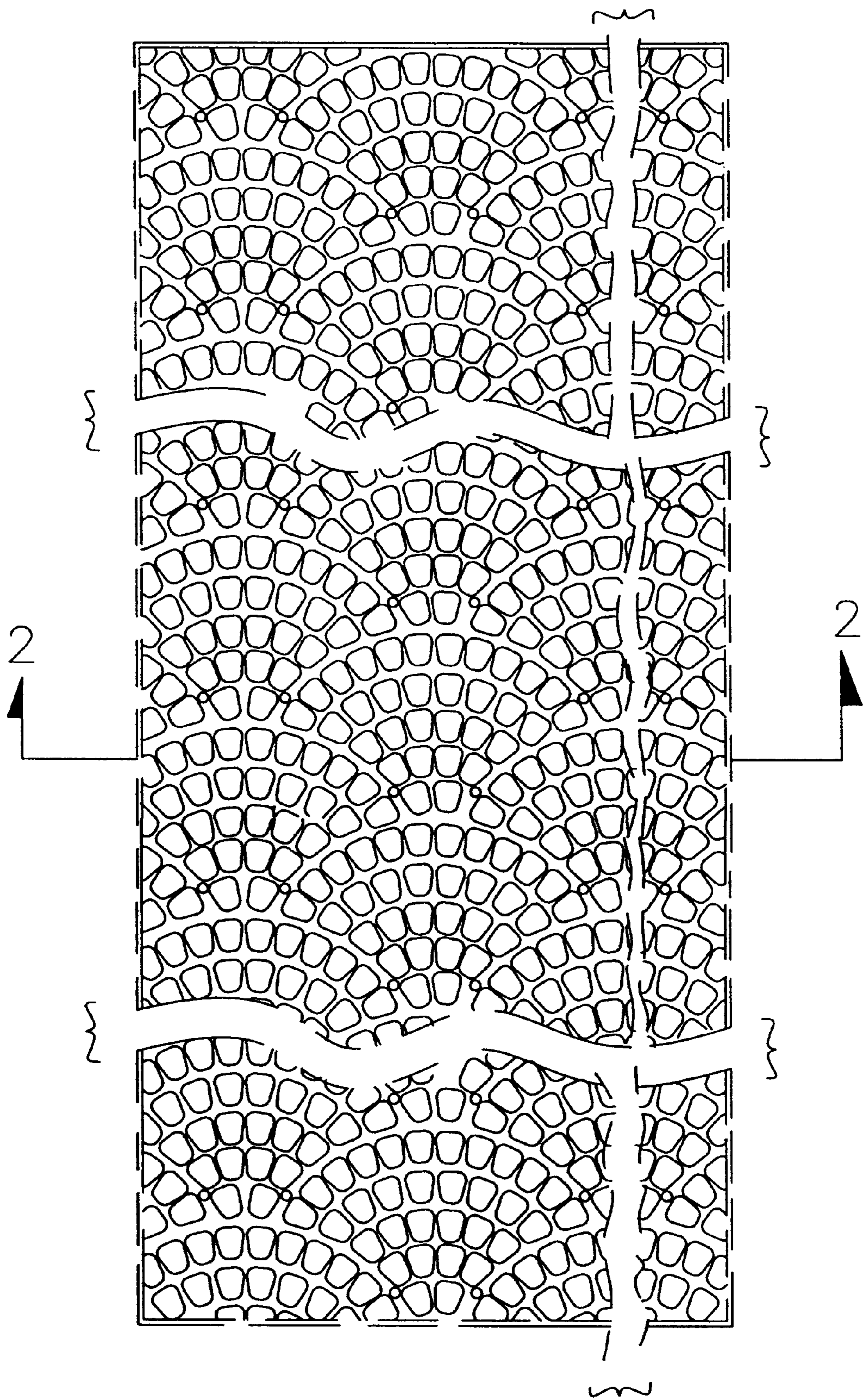


FIG. 1

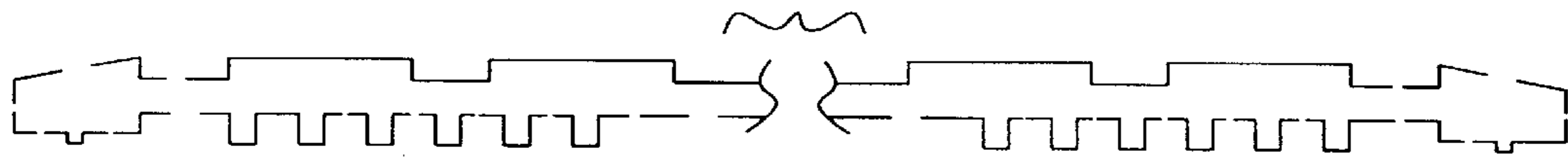


FIG. 2

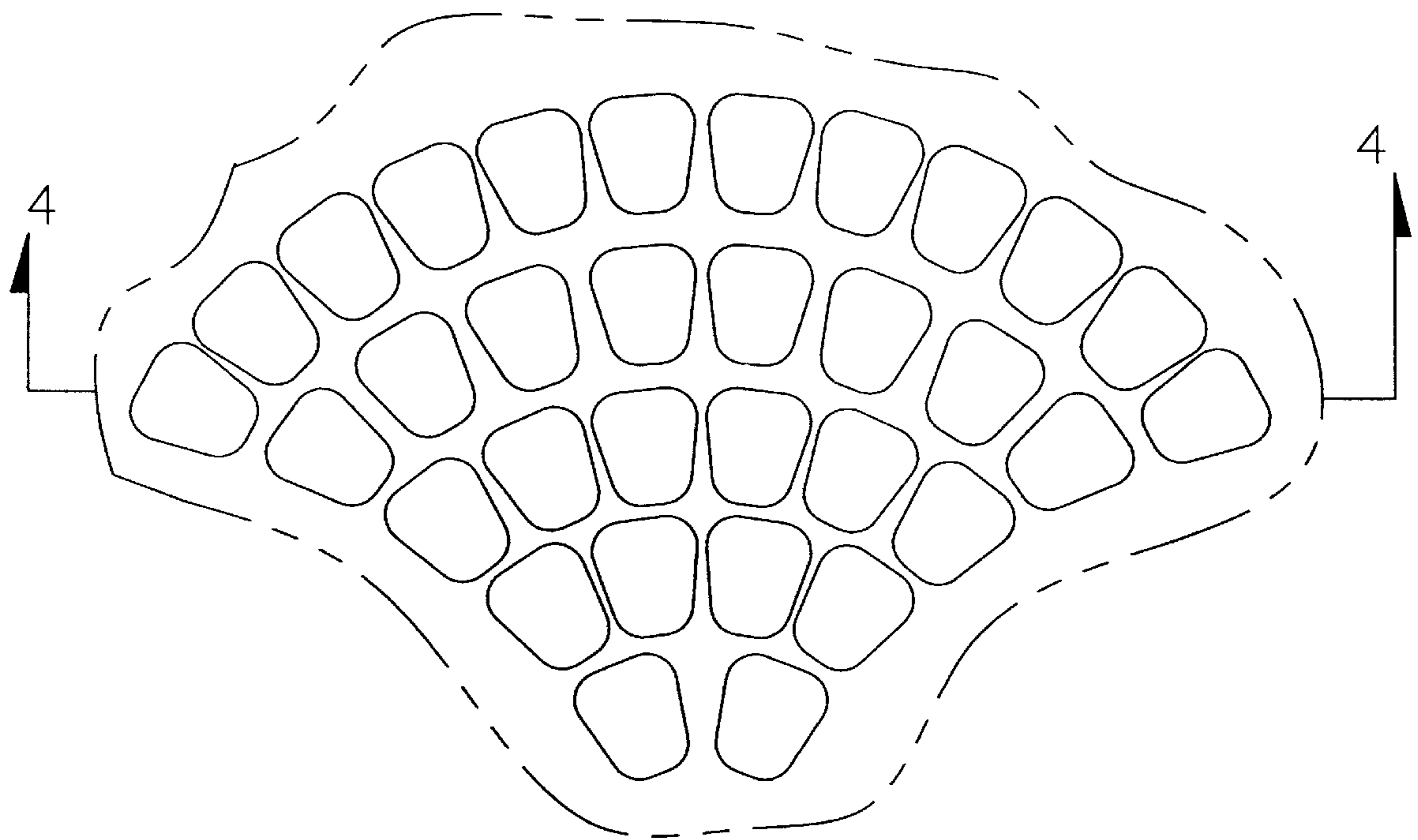


FIG. 3

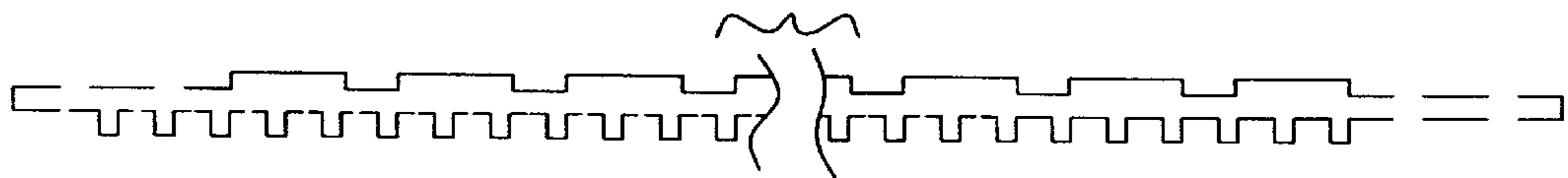


FIG. 4

