



US00D447655B1

(12) **United States Design Patent**  
**Petri**

(10) **Patent No.:** **US D447,655 S**

(45) **Date of Patent:** **\*\* Sep. 11, 2001**

(54) **TOP**

(75) Inventor: **Manfred Petri**, Marietta, GA (US)

(73) Assignee: **Tella Systems (1998), Inc.**, LaSalle (CA)

(\*\*) Term: **14 Years**

(21) Appl. No.: **29/126,002**

(22) Filed: **Jul. 7, 2000**

(30) **Foreign Application Priority Data**

Feb. 15, 2000 (CA) ..... 2000-0466

(51) **LOC (7) Cl.** ..... **06-06**

(52) **U.S. Cl.** ..... **D6/511**

(58) **Field of Search** ..... D6/480-489, 511,  
D6/427, 428, 432, 441; 108/153.1, 155,  
156, 161, 50.01, 50.02; 312/140.3, 208.1,  
194-197

(56) **References Cited**

**U.S. PATENT DOCUMENTS**

D. 275,340 \* 9/1984 Dunbar ..... D6/483

D. 286,598 \* 11/1986 Berry, Jr. .... D6/511  
D. 367,977 \* 3/1996 Lewis ..... D6/484  
D. 401,087 \* 11/1998 Hellwig et al. .... D6/482

\* cited by examiner

*Primary Examiner*—Janice E. Seeger  
(74) *Attorney, Agent, or Firm*—Finnegan, Henderson,  
Farabow, Garrett and Dunner, L.L.P.

(57) **CLAIM**

The ornamental design for a top, as shown and described.

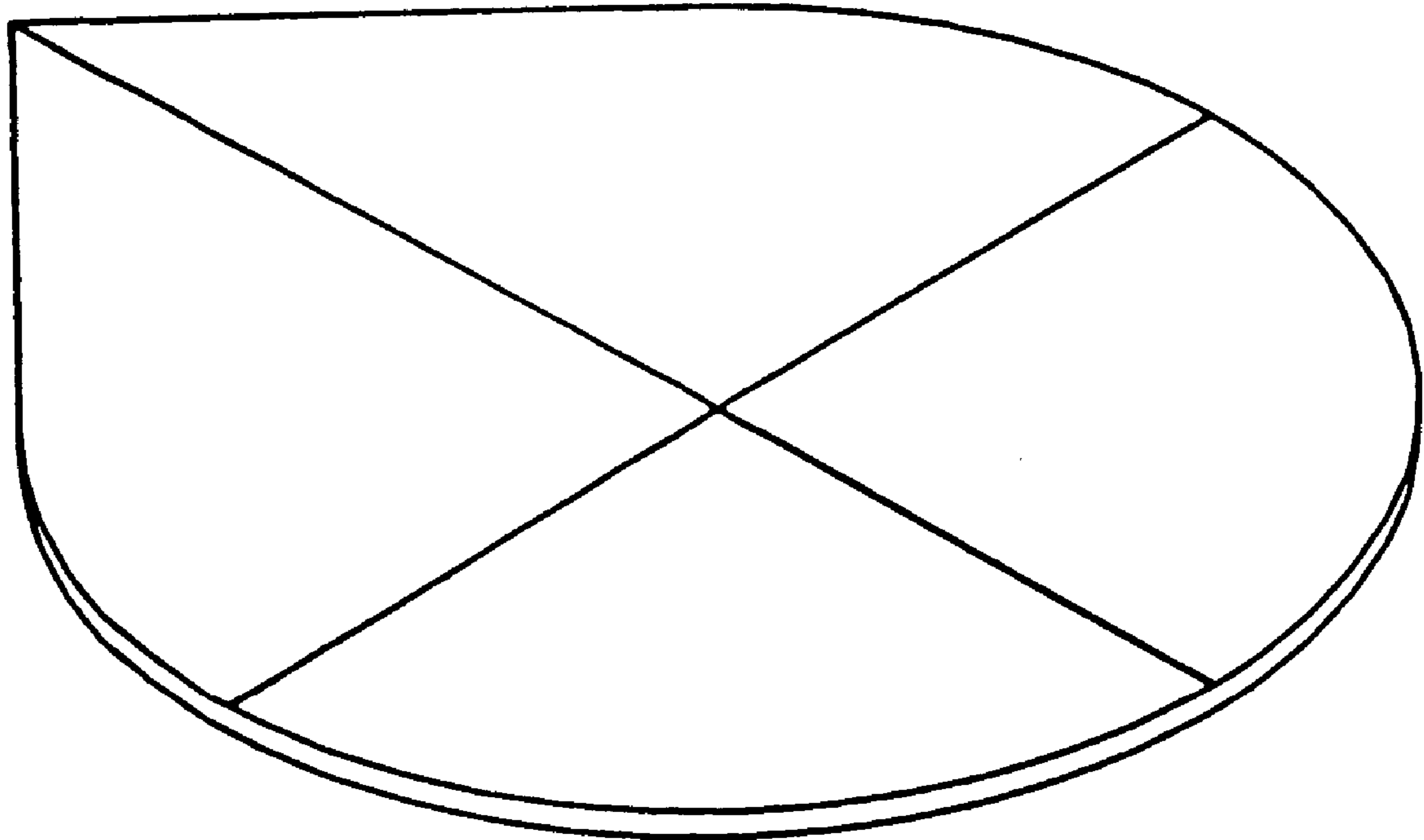
**DESCRIPTION**

FIG. 1 is an isometric view of the top of the present invention as a whole; and,

FIG. 2 is a top view of the tear-shaped top of the present invention in plan.

The top has the geometric shape of a tear and has a crossed shaped groove at its center.

**1 Claim, 2 Drawing Sheets**



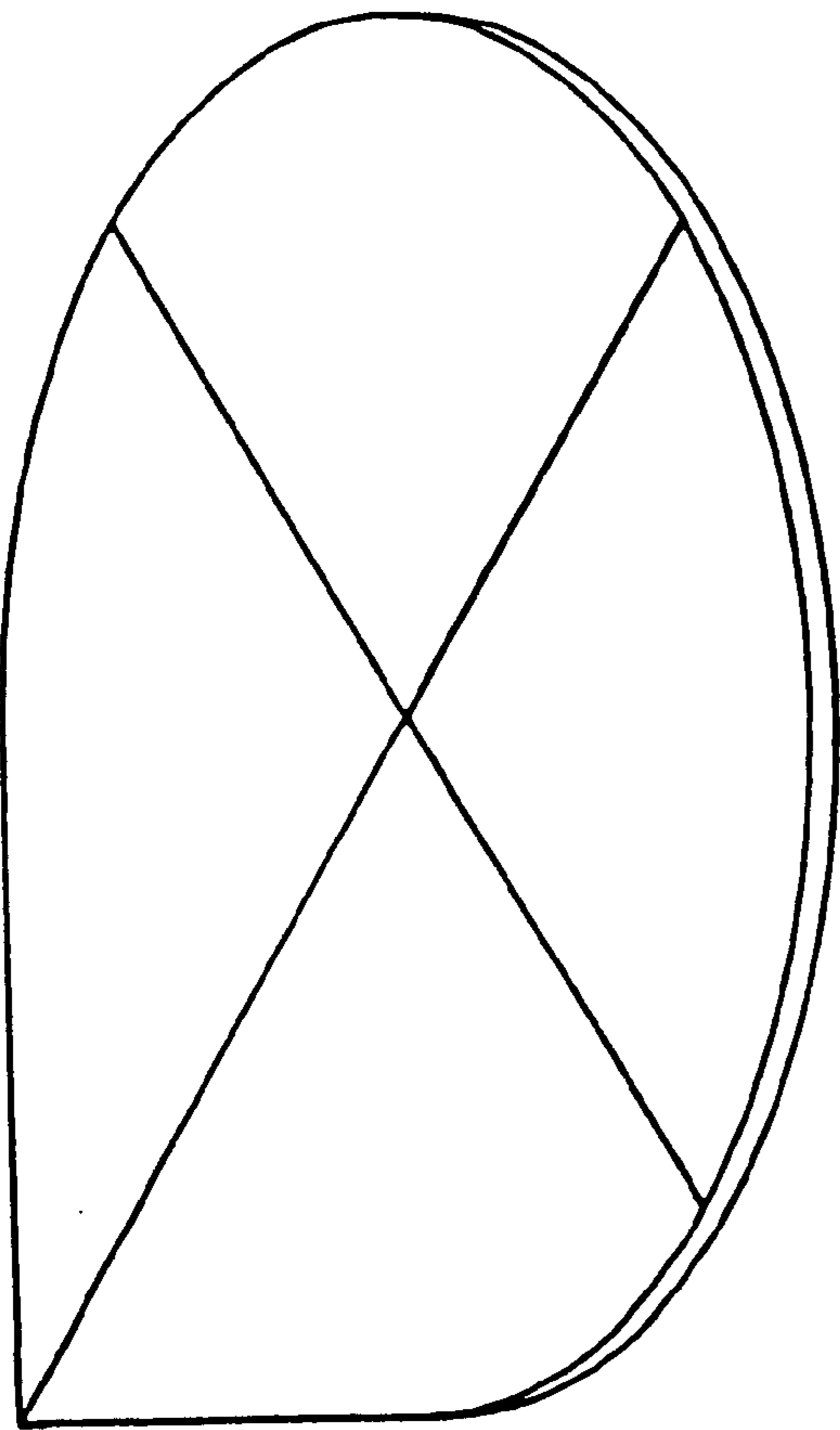


FIGURE 1

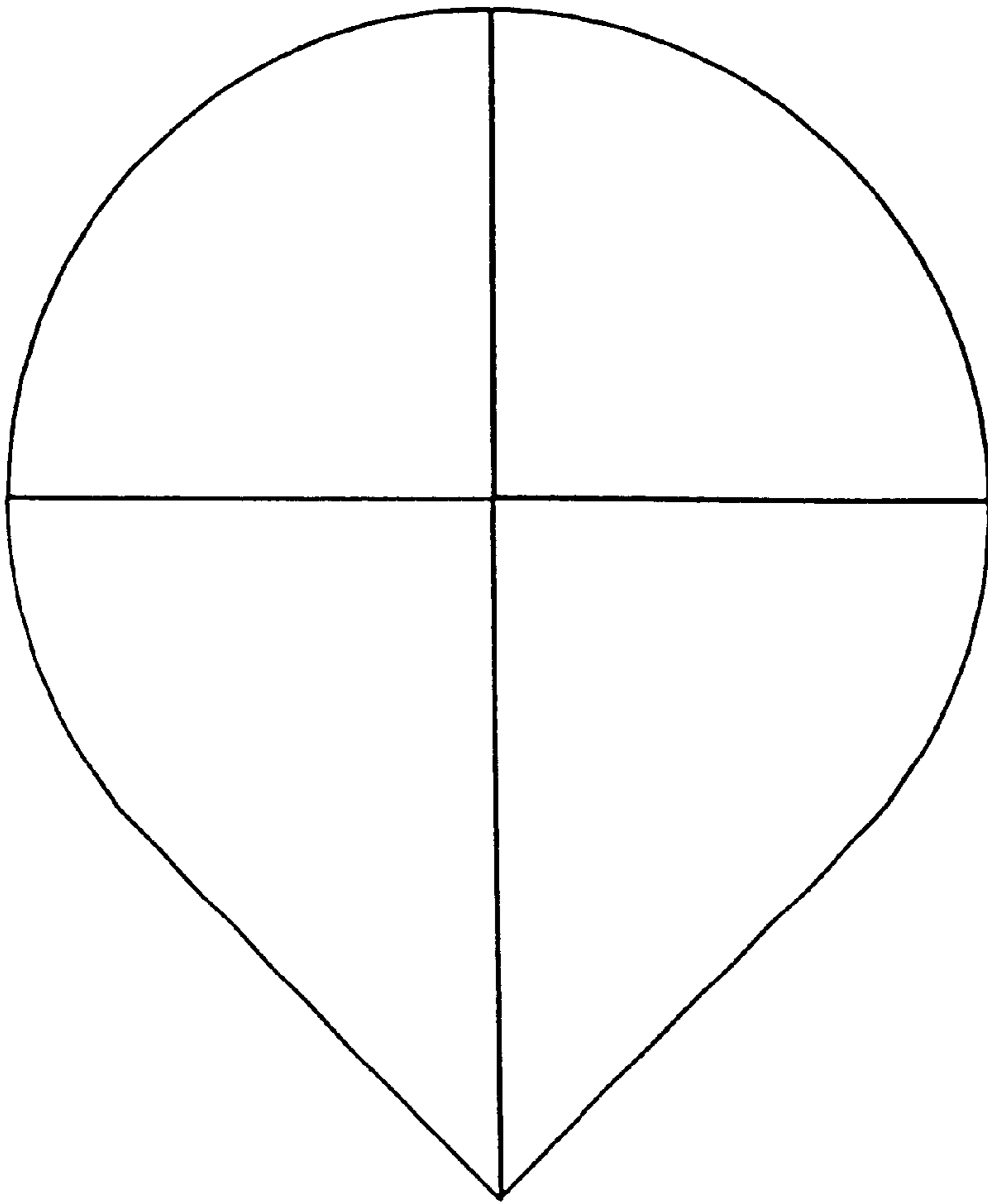


FIGURE 2