



US00D447638B1

(12) **United States Design Patent**
Shih

(10) **Patent No.:** **US D447,638 S**

(45) **Date of Patent:** **** Sep. 11, 2001**

(54) **SCREEN**

D. 409,395 * 5/1999 Mok D6/332
4,172,334 * 10/1979 Nielsen 40/607

(76) **Inventor:** **Shu-Fen Shih**, P.O. Box 453, Taichung
(TW)

* cited by examiner

(**) **Term:** **14 Years**

Primary Examiner—Nanda Bondade
(74) *Attorney, Agent, or Firm*—Harrison & Egbert

(21) **Appl. No.:** **29/131,375**

(57) **CLAIM**

(22) **Filed:** **Oct. 20, 2000**

The ornamental design for a screen, as shown and described.

(51) **LOC (7) Cl.** **06-06**

DESCRIPTION

(52) **U.S. Cl.** **D6/332**

(58) **Field of Search** D6/329, 332, 396,
D6/414; D25/48; 40/607; 52/239, 645;
160/135, 239, 351, 738; 248/188.5; 256/23,
24

FIG. 1 is an upper perspective view of the screen showing
my design.

FIG. 2 is a front view thereof;

FIG. 3 is a back view thereof;

FIG. 4 is a side view thereof;

FIG. 5 is an opposite side view thereof;

FIG. 6 is a top view thereof; and,

FIG. 7 is a bottom view thereof.

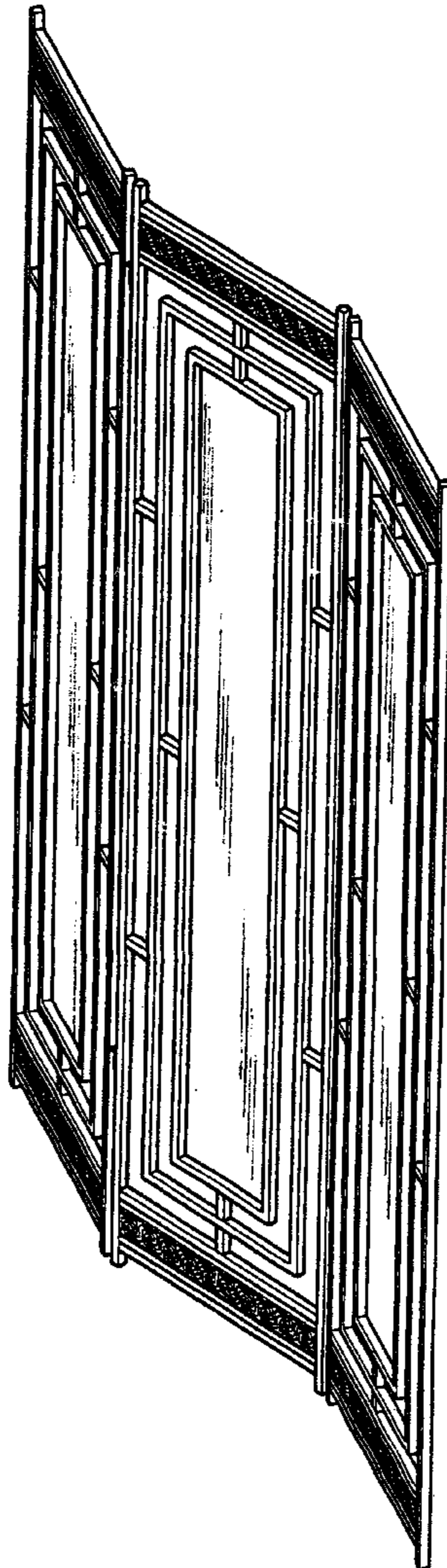
(56) **References Cited**

U.S. PATENT DOCUMENTS

D. 211,838 * 7/1968 Gelles D6/414

D. 322,895 * 1/1992 Leis et al. D25/48

1 Claim, 6 Drawing Sheets



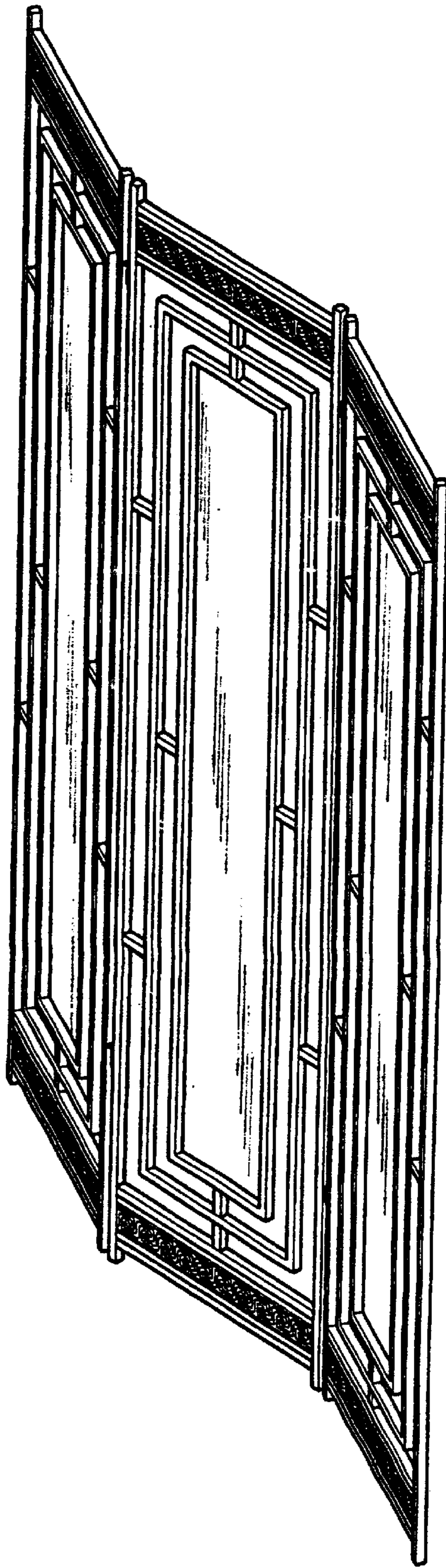


FIG.1

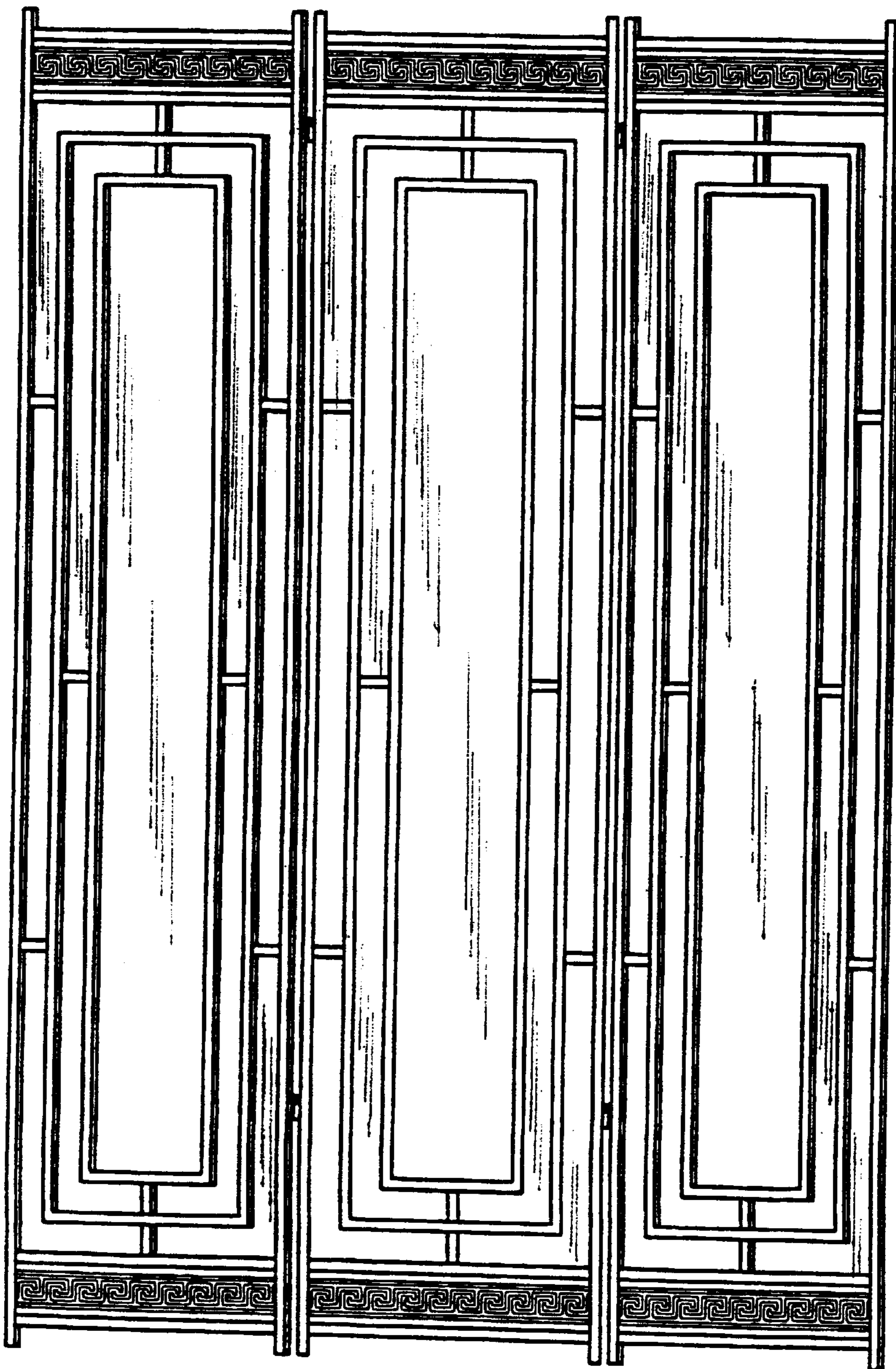


FIG. 2




FIG. 3




FIG. 4




FIG. 5

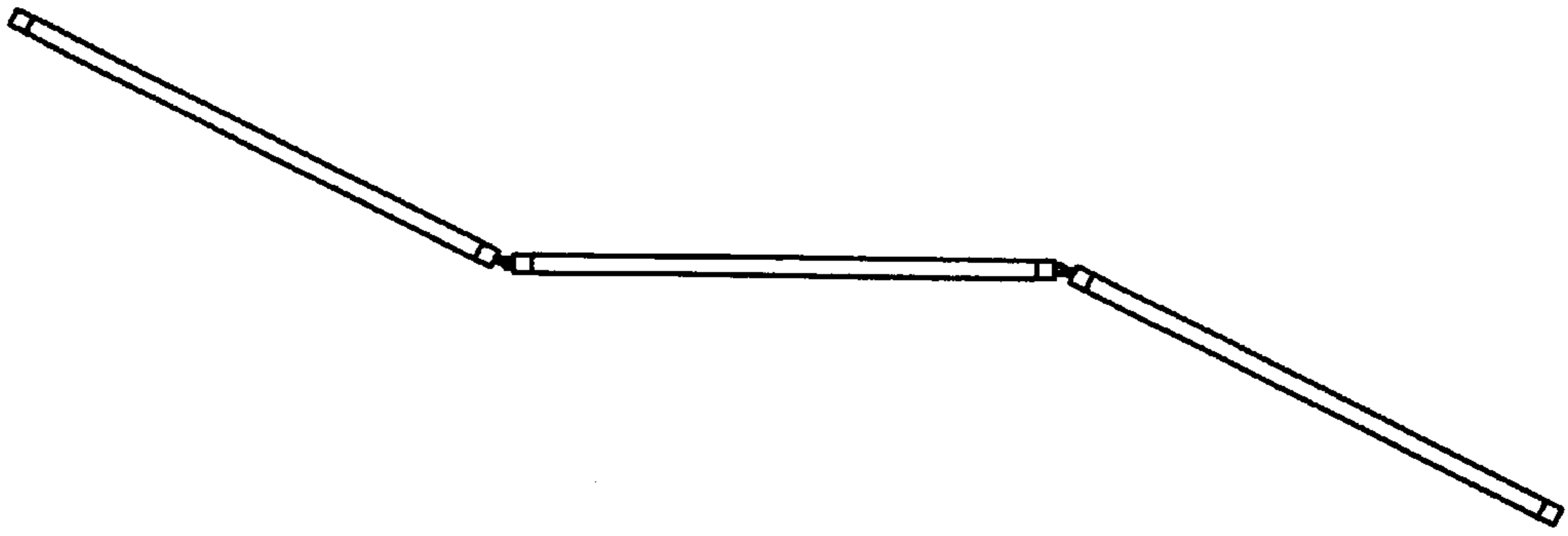


FIG. 6

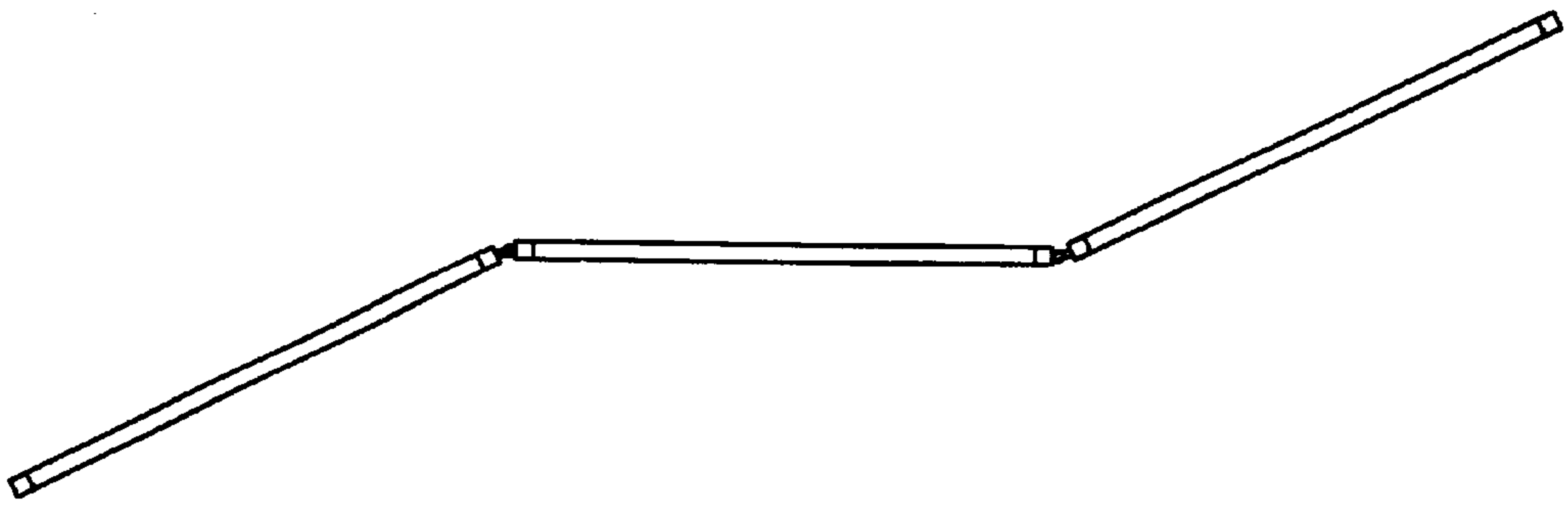


FIG. 7