



US00D447636B1

(12) **United States Design Patent**  
**Kim**

(10) **Patent No.:** **US D447,636 S**

(45) **Date of Patent:** **\*\* Sep. 11, 2001**

(54) **BRUSH HANDLE**

(76) Inventor: **Dong H. Kim**, 9808 S. Alburdis Ave.,  
Santa Fe Springs, CA (US) 90670-3208

(\*\*) Term: **14 Years**

(21) Appl. No.: **29/124,781**

(22) Filed: **Jun. 12, 2000**

(51) **LOC (7) Cl.** ..... **04-02**

(52) **U.S. Cl.** ..... **D4/138**

(58) **Field of Search** ..... D4/128, 132-134,  
D4/136, 138, 127; D7/393, 395; 15/143.1,  
159.1, 160, 186-188; 16/110.1, 430; 132/120,  
313; D8/DIG. 4, DIG. 7, DIG. 8

(56) **References Cited**

**U.S. PATENT DOCUMENTS**

D. 134,141	*	10/1942	Smith	.....	D4/127
D. 147,373	*	8/1947	Meltzer	.....	D8/DIG. 8 X
D. 244,568		6/1977	Lepisto et al.	.....	D4/136
D. 284,542	*	7/1986	Kelly	.....	D7/395
D. 290,910		7/1987	Steadman et al.	.....	D4/136
D. 366,567		1/1996	Gertsma et al.	.....	D4/136
396,091	*	1/1889	Kaldenberg	.....	16/110.1 X
D. 422,191	*	4/2000	Usbeck	.....	D7/395 X

**OTHER PUBLICATIONS**

Hong Kong Enterprise, Brush—Item No. 9568B-E, p. 7.

\* cited by examiner

*Primary Examiner*—Alan P. Douglas

*Assistant Examiner*—Lavone Tabor

(74) *Attorney, Agent, or Firm*—John K. Park; Park & Sutton, LLP

(57) **CLAIM**

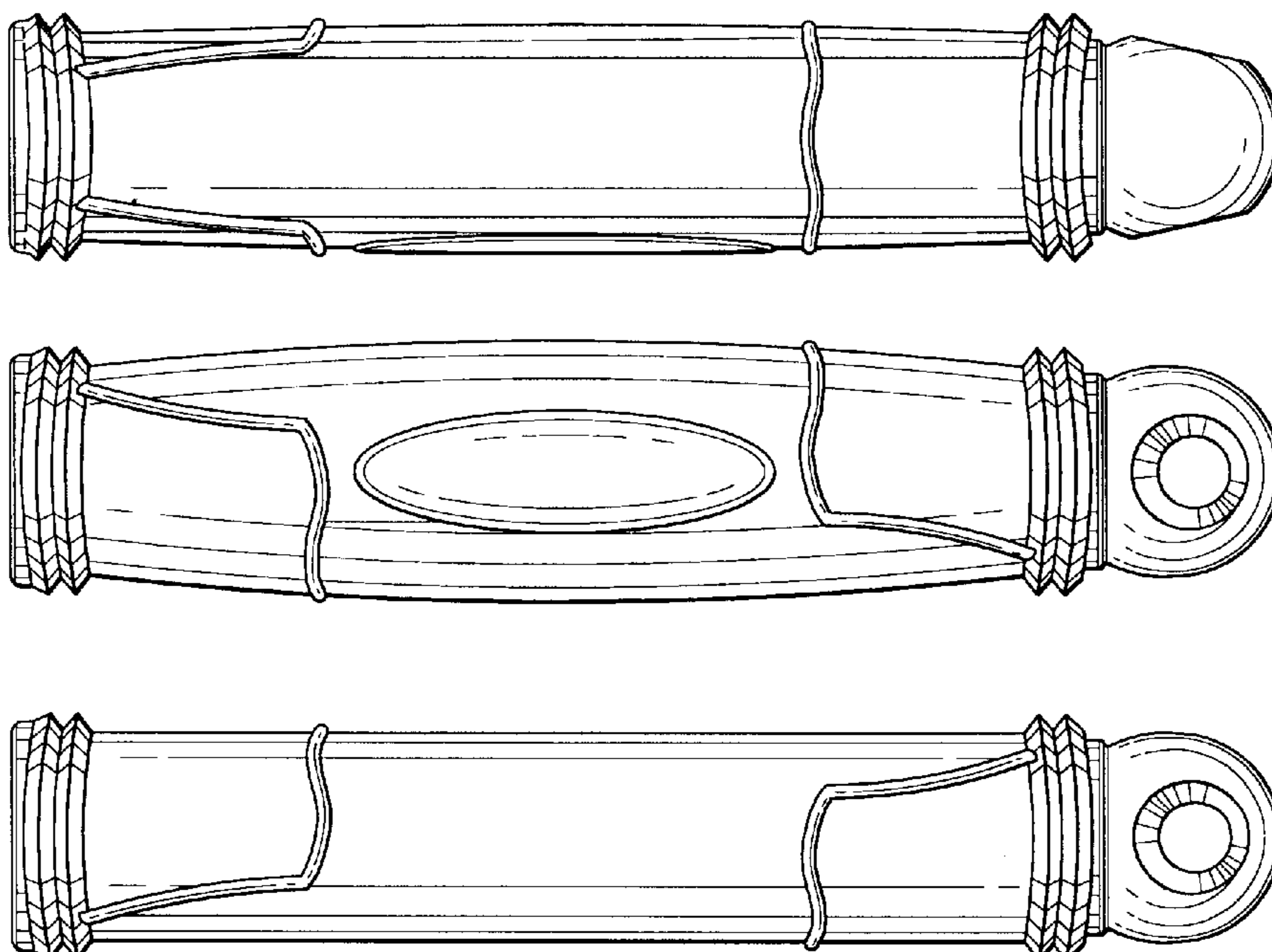
The ornamental design for a brush handle, as shown and described.

**DESCRIPTION**

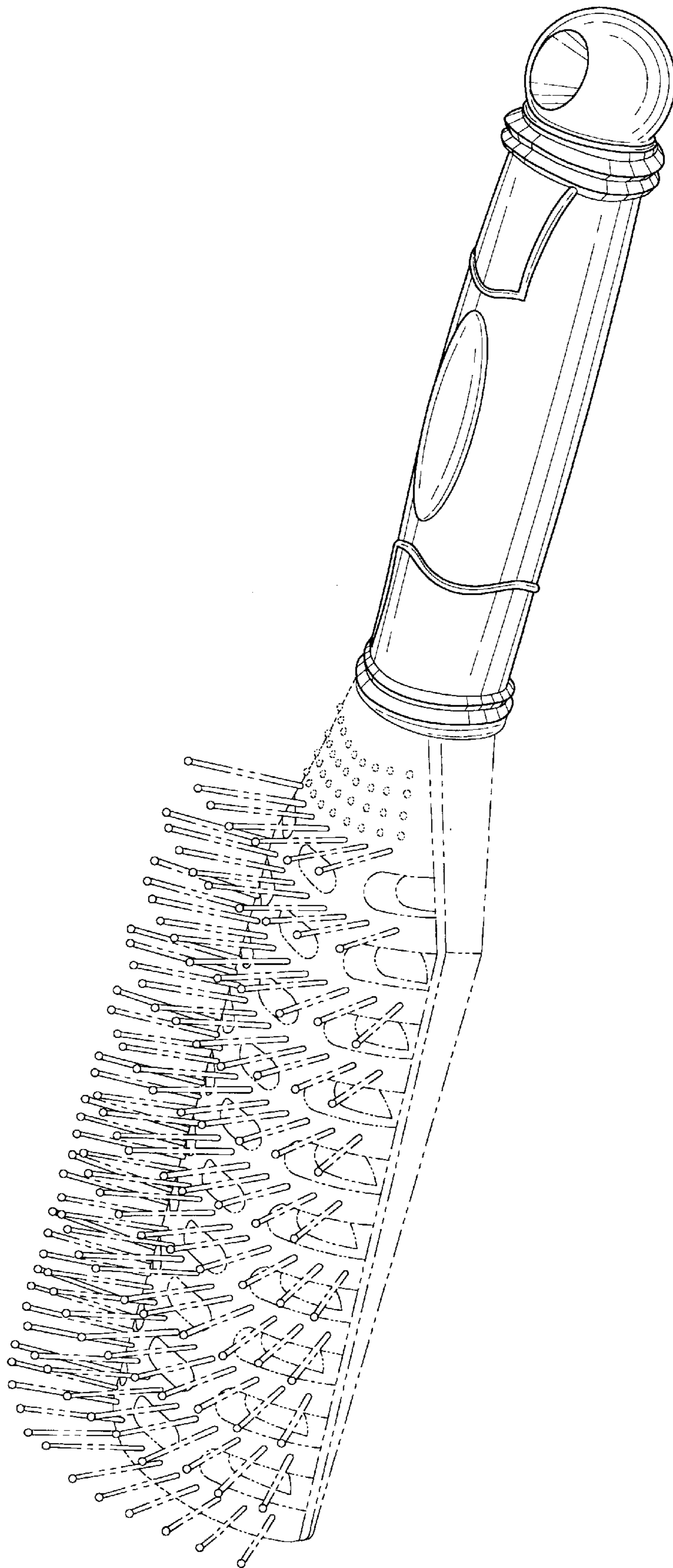
FIG. 1 is an isometric view of a first embodiment;  
 FIG. 2 is a side elevational view of the embodiment shown in FIG. 1;  
 FIG. 3 is a top plan view of the embodiment shown in FIG. 1;  
 FIG. 4 is a side elevational view of the embodiment shown in FIG. 1;  
 FIG. 5 is a bottom plan view of the embodiment shown in FIG. 1;  
 FIG. 6 is a front elevational view of the embodiment shown in FIG. 1;  
 FIG. 7 is a rear elevational view of the embodiment shown in FIG. 1;  
 FIG. 8 is an isometric view of a second embodiment;  
 FIG. 9 is a side elevational view of the embodiment shown in FIG. 8;  
 FIG. 10 is a top plan view of the embodiment shown in FIG. 8;  
 FIG. 11 is a side elevational view of the embodiment shown in FIG. 8;  
 FIG. 12 is a bottom plan view of the embodiment shown in FIG. 8;  
 FIG. 13 is a front elevational view of the embodiment shown in FIG. 8; and,  
 FIG. 14 is a rear elevational view of the embodiment shown in FIG. 8.

The broken lines showing a hairbrush head in FIGS. 1 and 8 as well as the broken lines shown in FIGS. 6 and 13 are for illustrative purposes only and form no part of the claimed design.

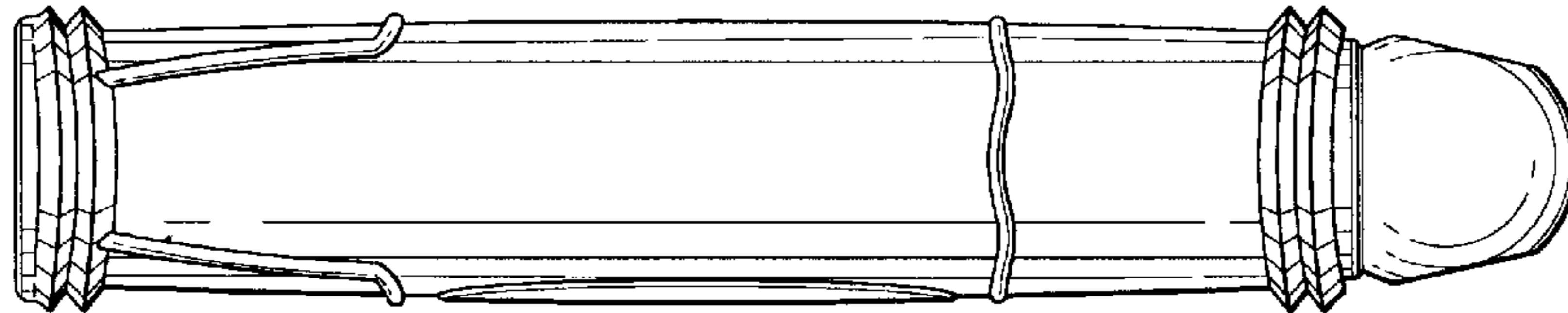
**1 Claim, 4 Drawing Sheets**



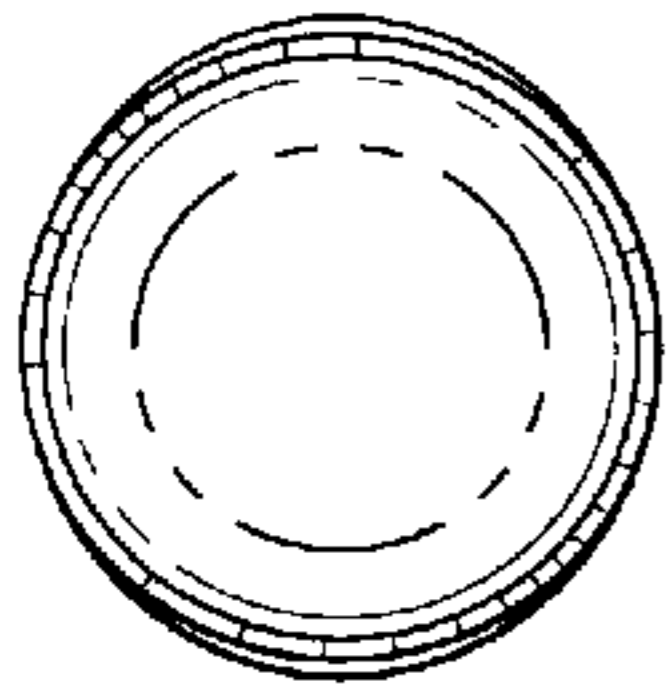
*FIG. 1*



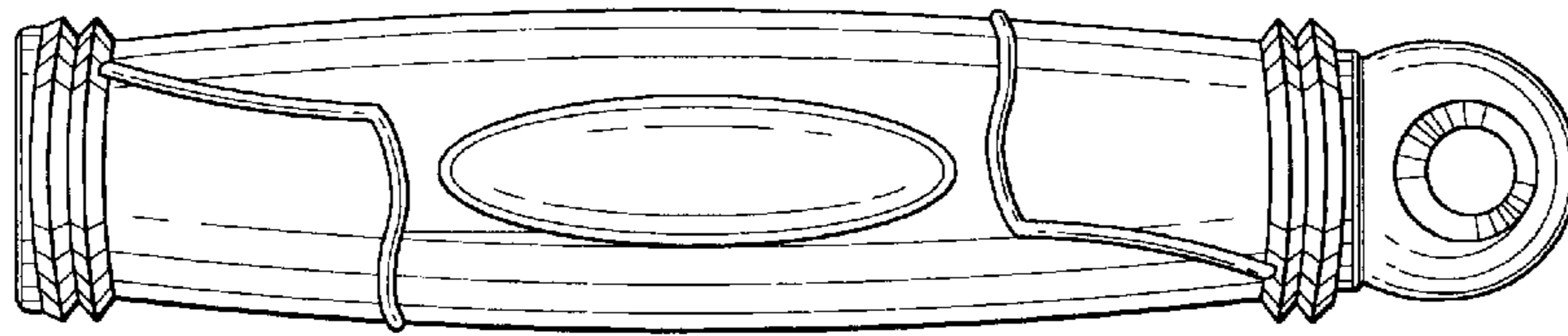
*FIG. 2*



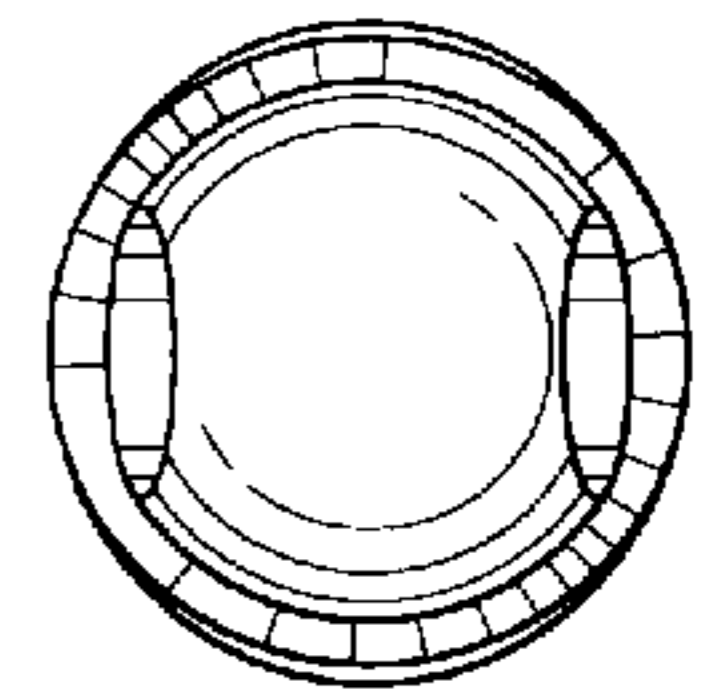
*FIG. 6*



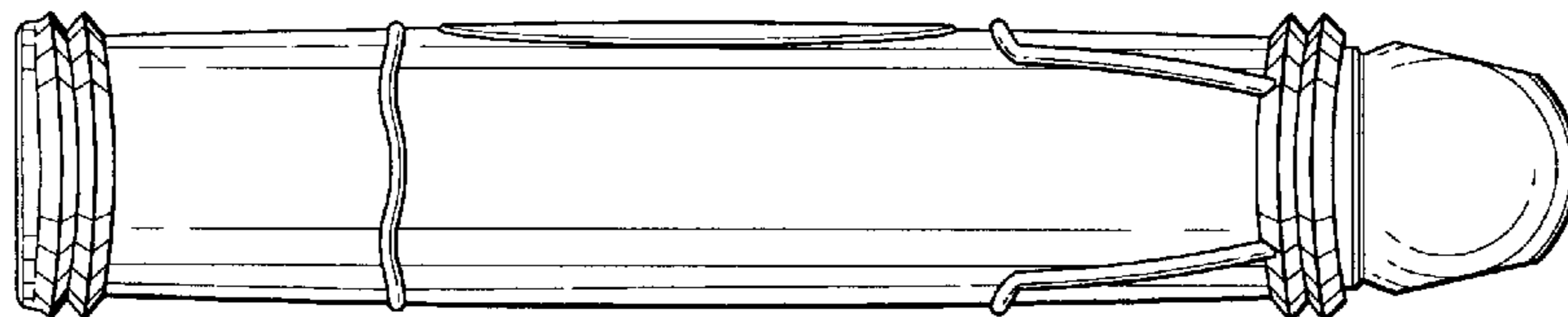
*FIG. 3*




*FIG. 7*



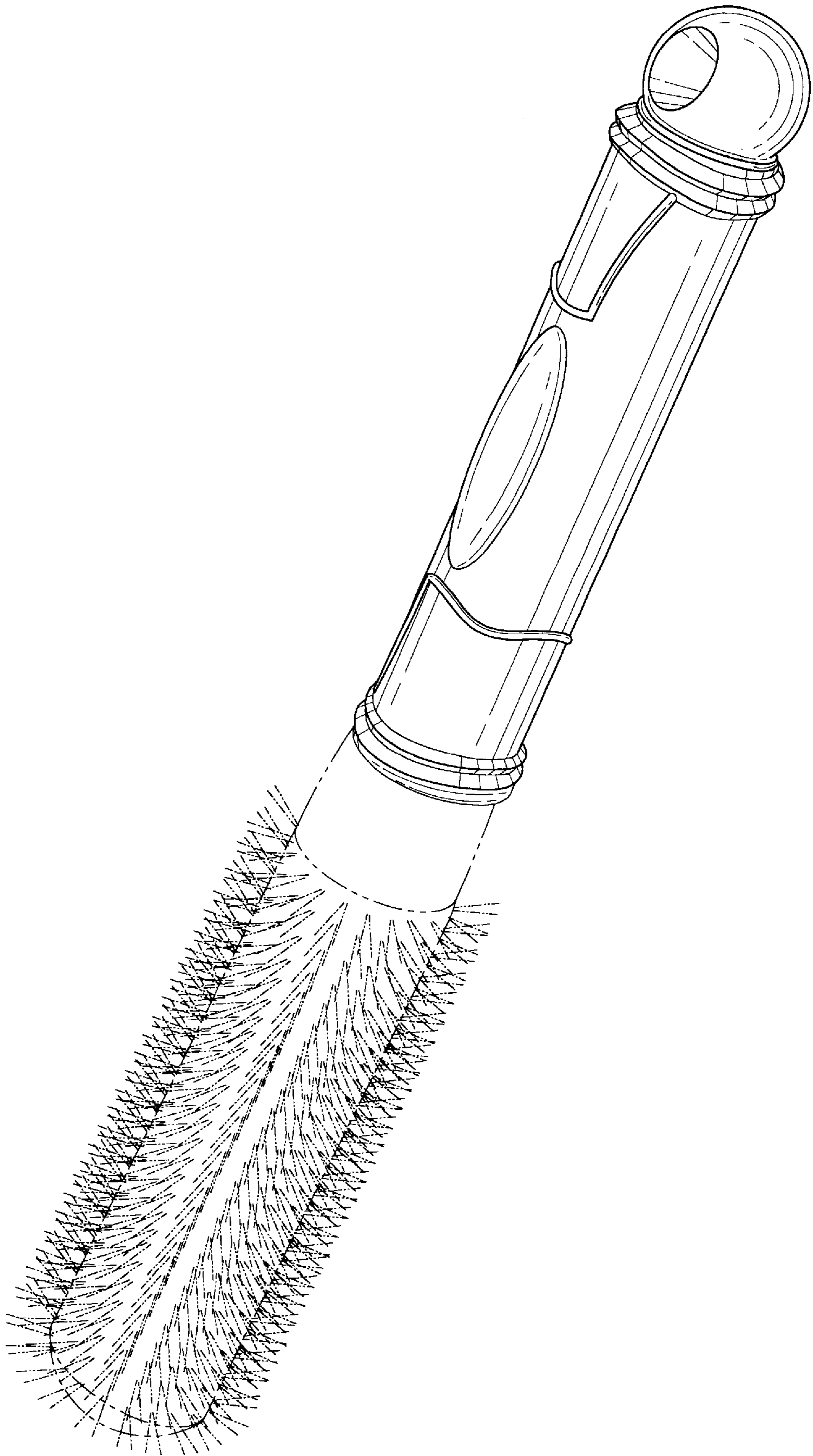
*FIG. 4*




*FIG. 5*



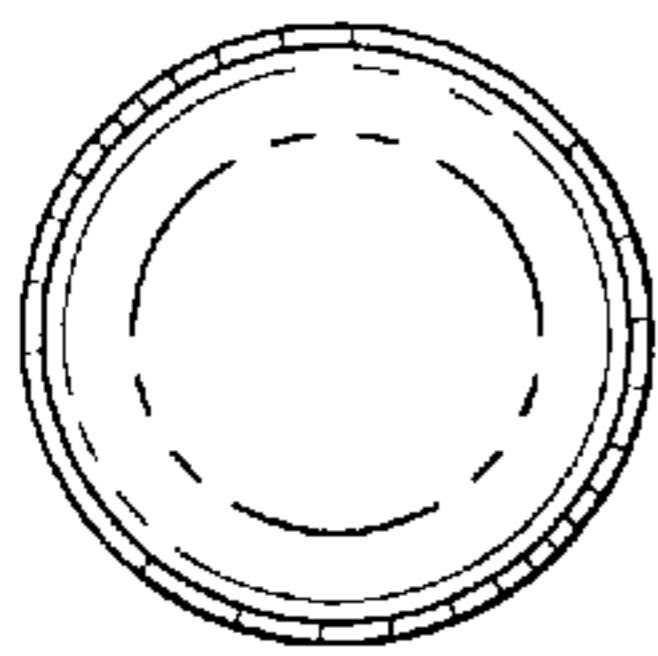
*FIG. 8*



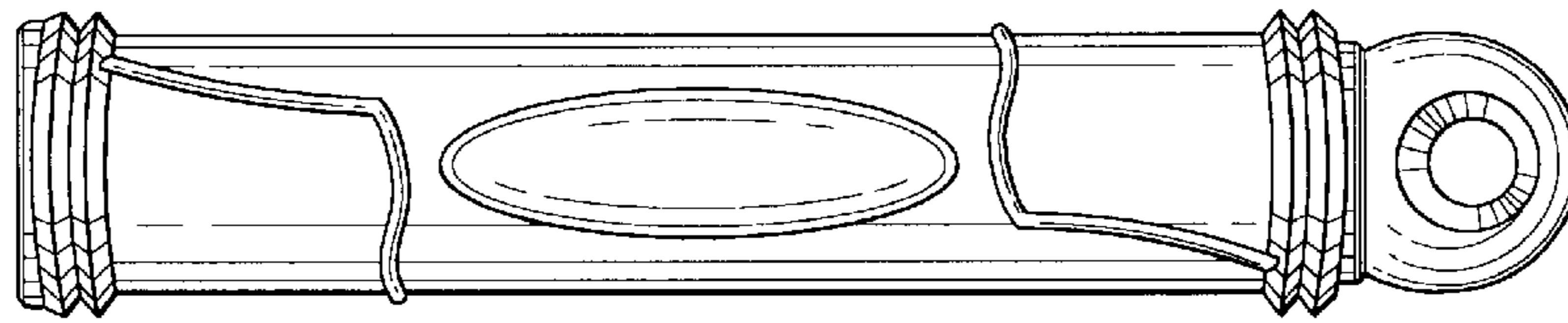
*FIG. 9*



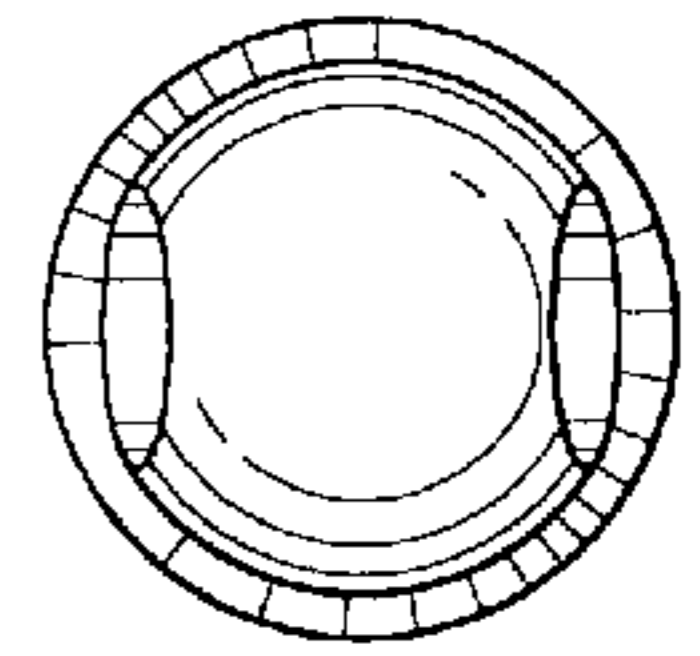
*FIG. 13*



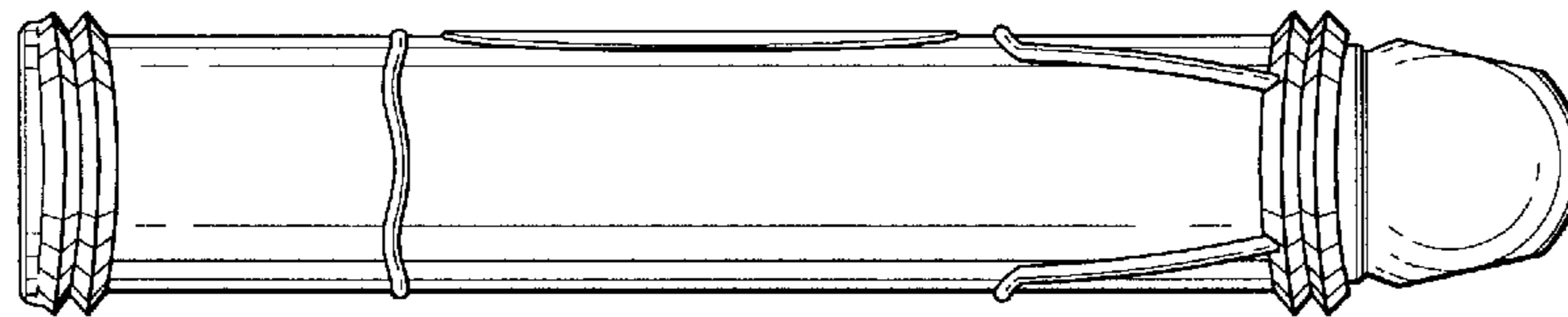
*FIG. 10*



*FIG. 14*



*FIG. 11*



*FIG. 12*

