



US00D447632B1

(12) **United States Design Patent**
Gisser

(10) **Patent No.:** **US D447,632 S**

(45) **Date of Patent:** **** Sep. 11, 2001**

(54) **ZIPPERED BAG**

(76) **Inventor:** **Hyman Gisser**, 601 Gordon Baker
Road, Willowdale, Ontario (CA), M2H
3B8

(**) **Term:** **14 Years**

(21) **Appl. No.:** **29/131,855**

(22) **Filed:** **Oct. 27, 2000**

(30) **Foreign Application Priority Data**

Apr. 28, 2000 (CA) 2000-1097

(51) **LOC (7) Cl.** **02-03**

(52) **U.S. Cl.** **D3/289; D3/276; D3/283**

(58) **Field of Search** D3/273, 276, 285,
D3/287, 289, 301, 283; 190/109, 110, 112,
113, 114, 115; 206/349, 373

(56) **References Cited**

U.S. PATENT DOCUMENTS

D. 280,264 * 8/1985 Lipsig D3/263
D. 282,602 * 2/1986 Allen D3/287

D. 334,839 * 4/1993 Dancyger D3/303
D. 360,978 * 8/1995 Willard et al. D3/287
D. 396,144 * 7/1998 Farmer D3/287
D. 417,782 * 12/1999 Tawil D3/283
D. 426,384 * 6/2000 Brouard D3/905
3,578,115 * 5/1971 Schneider 109/115

* cited by examiner

Primary Examiner—Philip S. Hyder

(74) *Attorney, Agent, or Firm*—Frost Brown Todd LLC

(57) **CLAIM**

The ornamental design for a zippered bag, as shown and described.

DESCRIPTION

FIG. 1 is a perspective view of the present invention.
FIG. 2 is a side view of the present invention.
FIG. 3 is a side view opposite to that of FIG. 2.
FIG. 4 is an end view of the present invention.
FIG. 5 is an end view opposite to that of FIG. 4.
FIG. 6 is a top view of the present invention; and,
FIG. 7 is a bottom view of the present invention.

1 Claim, 3 Drawing Sheets



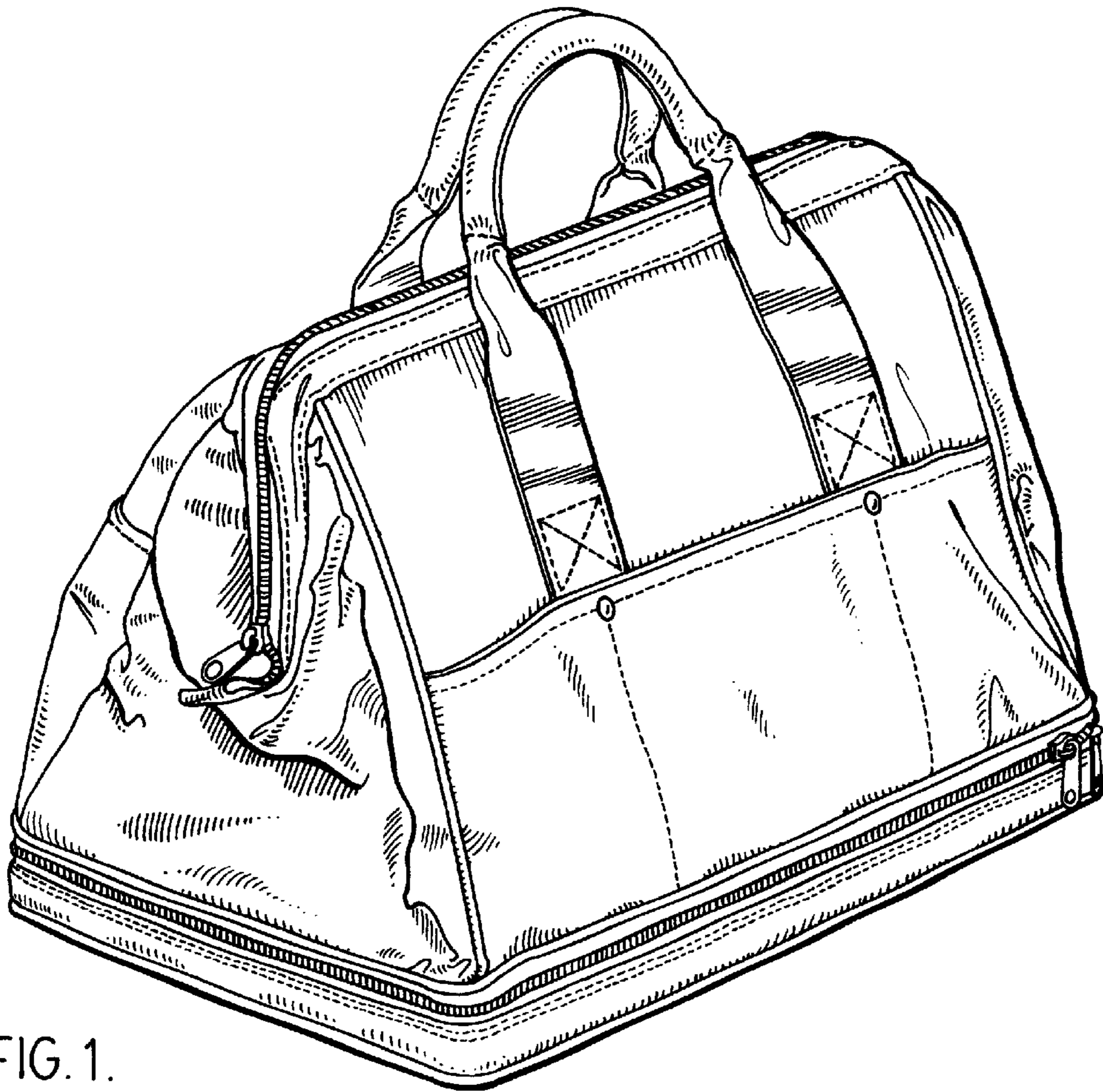


FIG. 1.




FIG. 2.




FIG. 3.

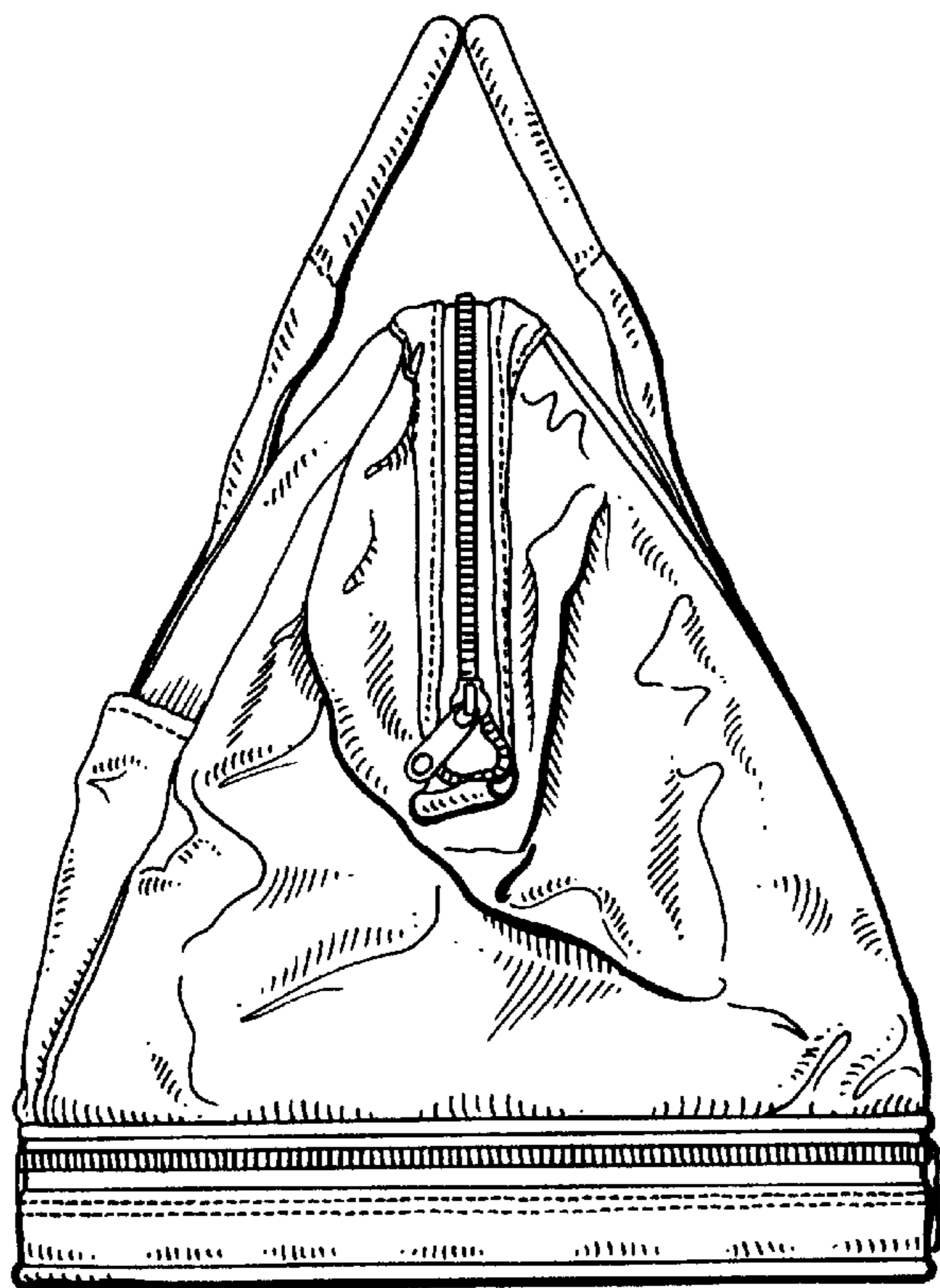


FIG. 4.

