



US00D447622B1

(12) **United States Design Patent**
Weinstock

(10) **Patent No.:** **US D447,622 S**

(45) **Date of Patent:** **** Sep. 11, 2001**

(54) **WATERPROOF FLOATABLE CONTAINER**

(76) **Inventor:** **Jay Weinstock**, 326 Prospect Ave., Apt. 10J, Hackensack, NJ (US) 07601

(**) **Term:** **14 Years**

(21) **Appl. No.:** **29/127,330**

(22) **Filed:** **Aug. 3, 2000**

(51) **LOC (7) Cl.** **03-01**

(52) **U.S. Cl.** **D3/215**

(58) **Field of Search** D3/215, 218, 219, D3/225, 230, 294, 207, 211; D14/138, 136, 137, 188, 250, 251; 224/240, 241, 245, 901, 904; 206/811; 220/324, 335, 337; D21/517

(56) **References Cited**

U.S. PATENT DOCUMENTS

- D. 247,995 * 5/1978 Lage D3/211
- D. 347,732 * 6/1994 Wentz D3/294
- D. 409,688 * 5/1999 Lee D21/517
- D. 427,429 * 7/2000 Rains D3/215

- D. 431,538 * 10/2000 La Mendola et al. D14/138
- D. 443,133 * 6/2001 Richardson et al. D3/215
- 5,423,419 * 6/1995 Wentz et al. 206/6

* cited by examiner

Primary Examiner—Catherine R. Oliver
(74) *Attorney, Agent, or Firm*—Gottlieb, Rackman & Riesman, P.C.

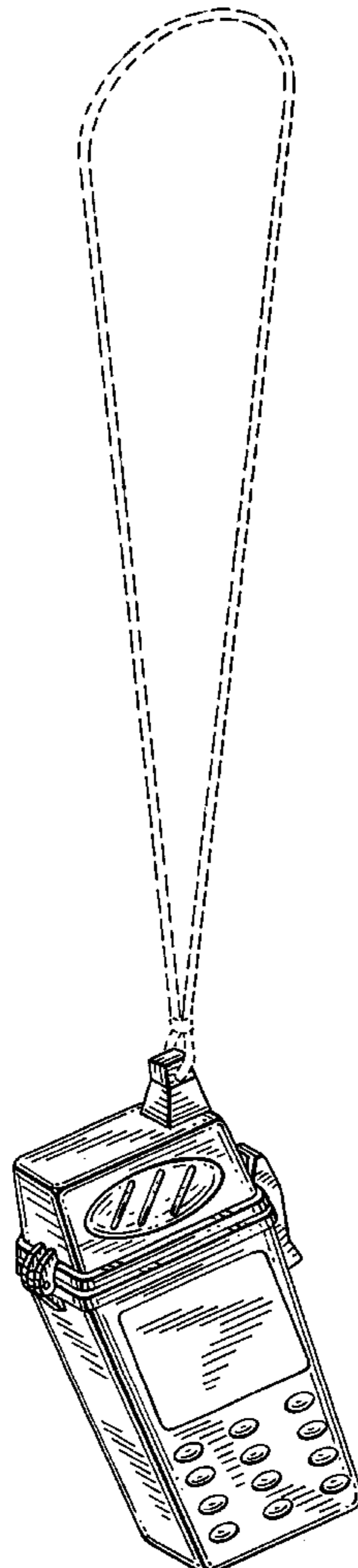
(57) **CLAIM**

The ornamental design for a waterproof floatable container, as shown and described.

DESCRIPTION

FIG. 1 is a top front and left side perspective view of the design with a portion shown in dotted lines for environmental purposes only;
FIG. 2 is a right side view thereof;
FIG. 3 is a top plan view thereof;
FIG. 4 is a front view thereof;
FIG. 5 is a rear view thereof; and,
FIG. 6 is a bottom plan view thereof.

1 Claim, 3 Drawing Sheets



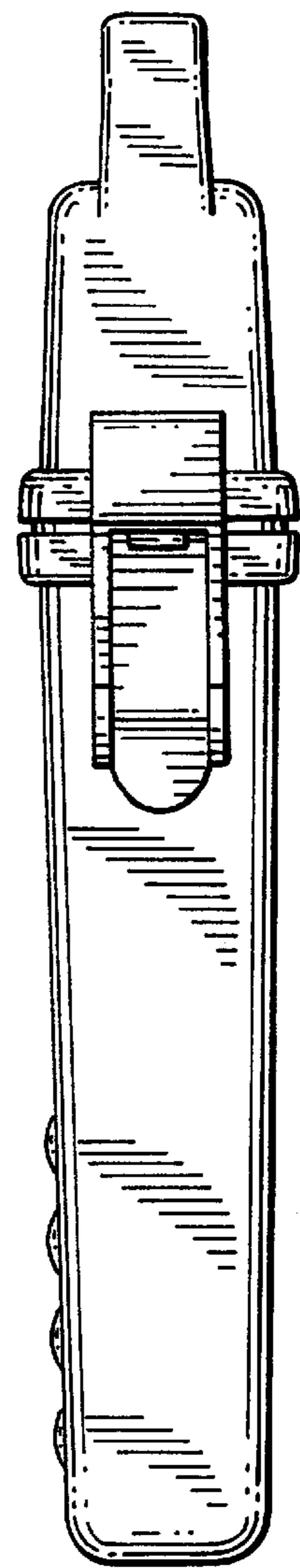
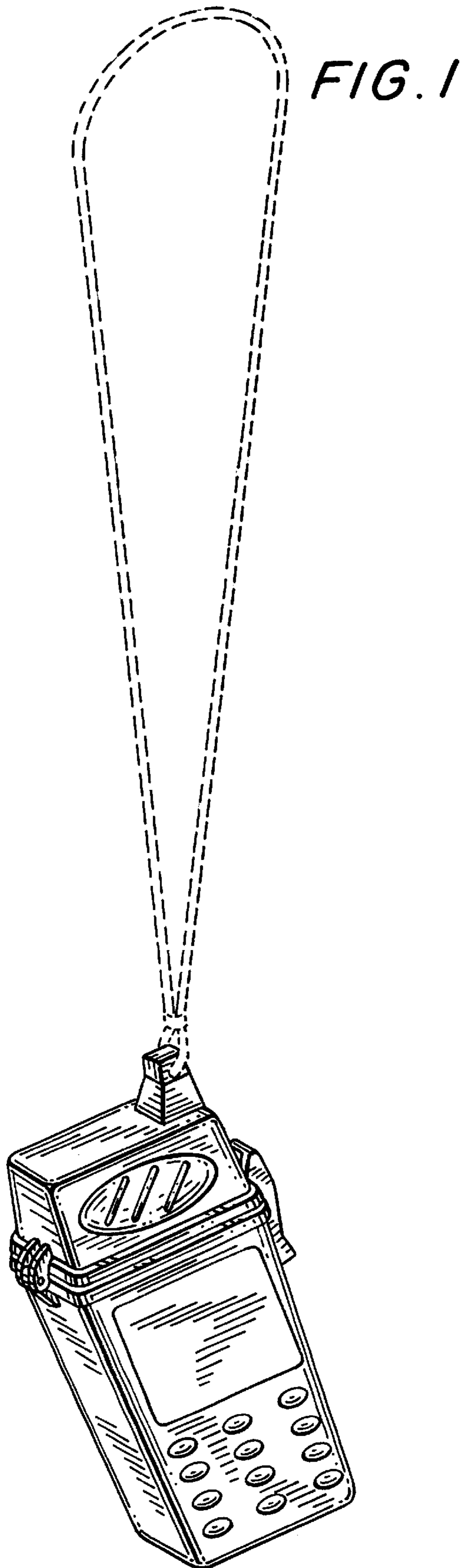


FIG. 2

FIG. 3


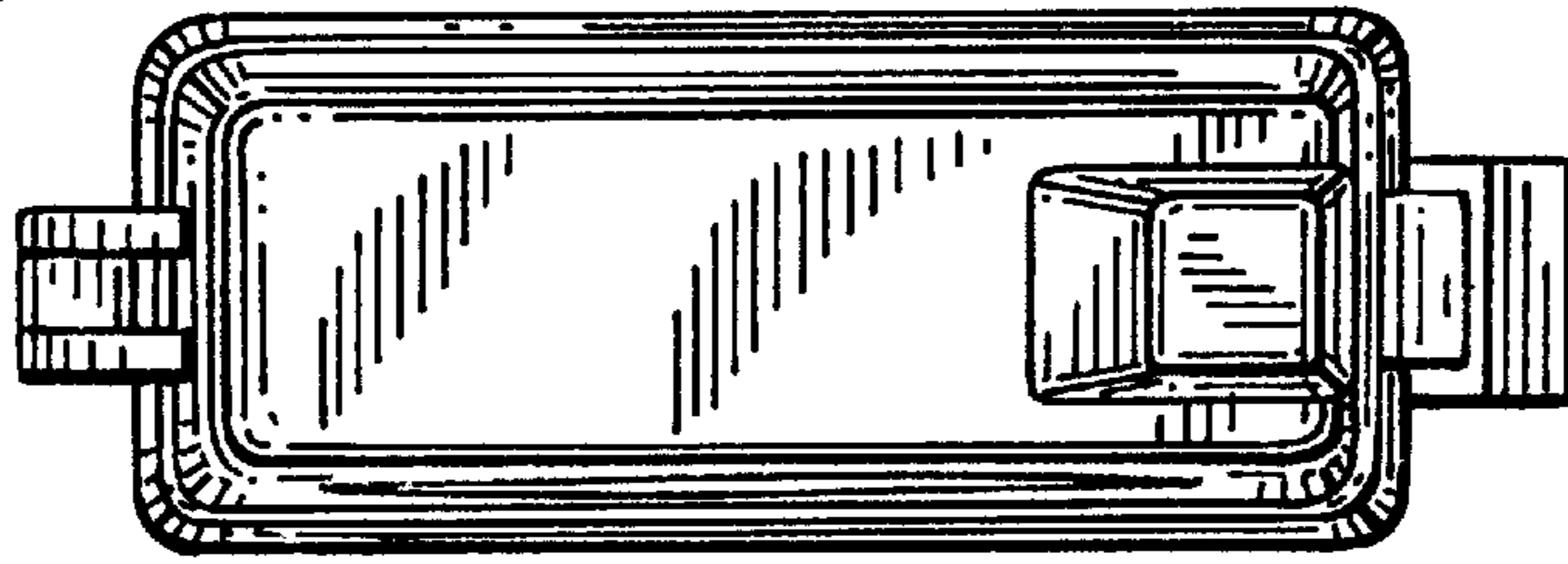


FIG. 4




FIG. 5

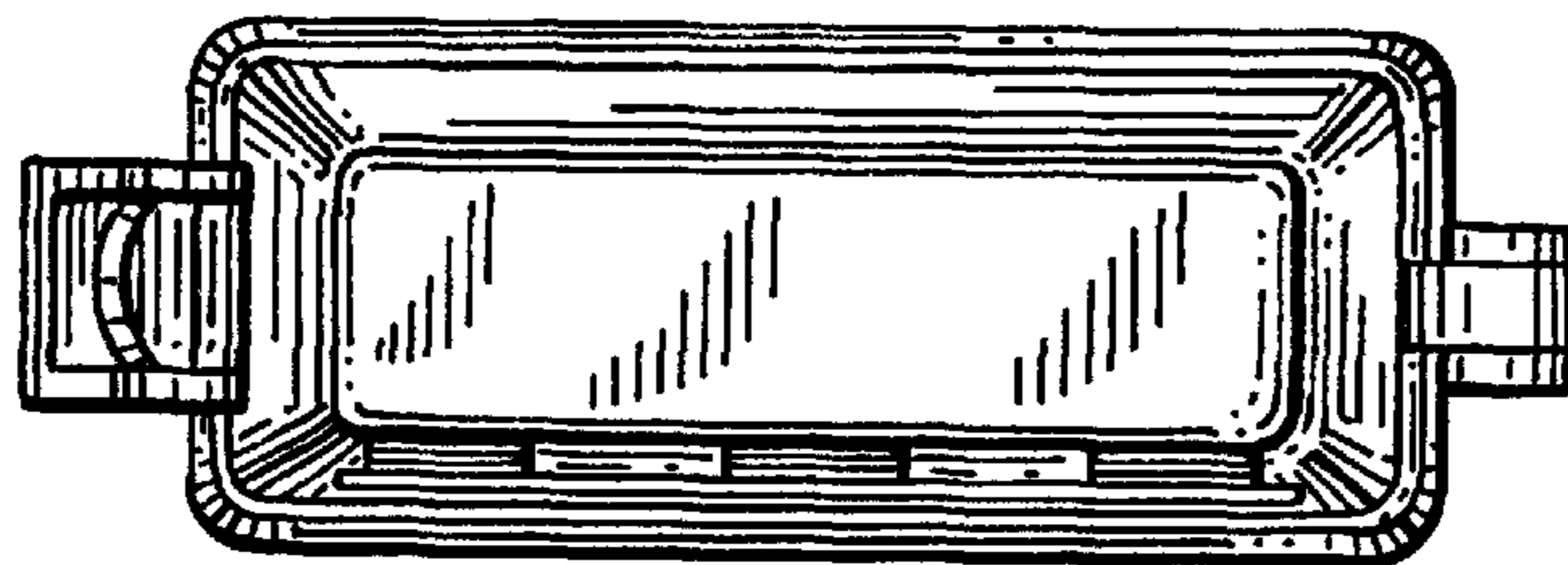


FIG. 6