



US00D447614B1

(12) **United States Design Patent**
Wolff

(10) **Patent No.:** **US D447,614 S**

(45) **Date of Patent:** **** Sep. 11, 2001**

(54) **CANDY**

(76) **Inventor:** **Stephen H. Wolff**, 29 Bradford Rd.,
Scarsdale, NY (US) 10583

(*) **Notice:** This patent is subject to a terminal disclaimer.

(**) **Term:** **14 Years**

(21) **Appl. No.:** **29/129,648**

(22) **Filed:** **Sep. 20, 2000**

Related U.S. Application Data

(63) Continuation-in-part of application No. 29/110,810, filed on Sep. 14, 1999, now Pat. No. Des. 438,690.

(51) **LOC (7) Cl.** **01-01**

(52) **U.S. Cl.** **D1/127**

(58) **Field of Search** D1/101, 120, 126-130,
D1/199; 152/511; D21/803; D24/100-104;
424/439-442, 464, 467, 474; 426/104, 512,
660

(56) **References Cited**

U.S. PATENT DOCUMENTS

D. 53,657	7/1919	Hollywood	D1/127
D. 54,074	11/1919	Fritz	D1/127
D. 59,911	12/1921	Noble	D1/127
D. 101,614	10/1936	Burry	D1/128
D. 225,627	12/1972	Gomel et al.	D24/101
D. 285,490	9/1986	Tovey	D24/101
D. 376,251	12/1996	Manderfeld	D1/130
D. 396,537	8/1998	Stanton	D1/127
D. 401,893	* 12/1998	Denney	D12/115

D. 403,396	12/1998	Lundbom et al.	D24/101
D. 408,762	* 4/1999	Denney	D12/115
1,243,501	10/1917	Fraser	424/467
2,106,097	1/1938	Homan	426/104
2,312,381	3/1943	Bickenheuser	424/467

OTHER PUBLICATIONS

Two Photographs of a Life Saver® Candy at least one year prior to Sep. 14, 1999.
mentos® mint candy, made by Van Melle, Breda, Holland, circa 2000, from Examiner.
Life Savers® Pepomint® candy, ©, Nabisco, East Hanover, NJ, circa 2000, from Examiner.
Life Savers Five Flavor Roll Candy, circa 2000, Feb. 2000, from Examiner.

* cited by examiner

Primary Examiner—Alan P. Douglas

Assistant Examiner—Linda Brooks

(74) *Attorney, Agent, or Firm*—Lerner, David, Littenberg, Krumholz & Mentlik, LLP

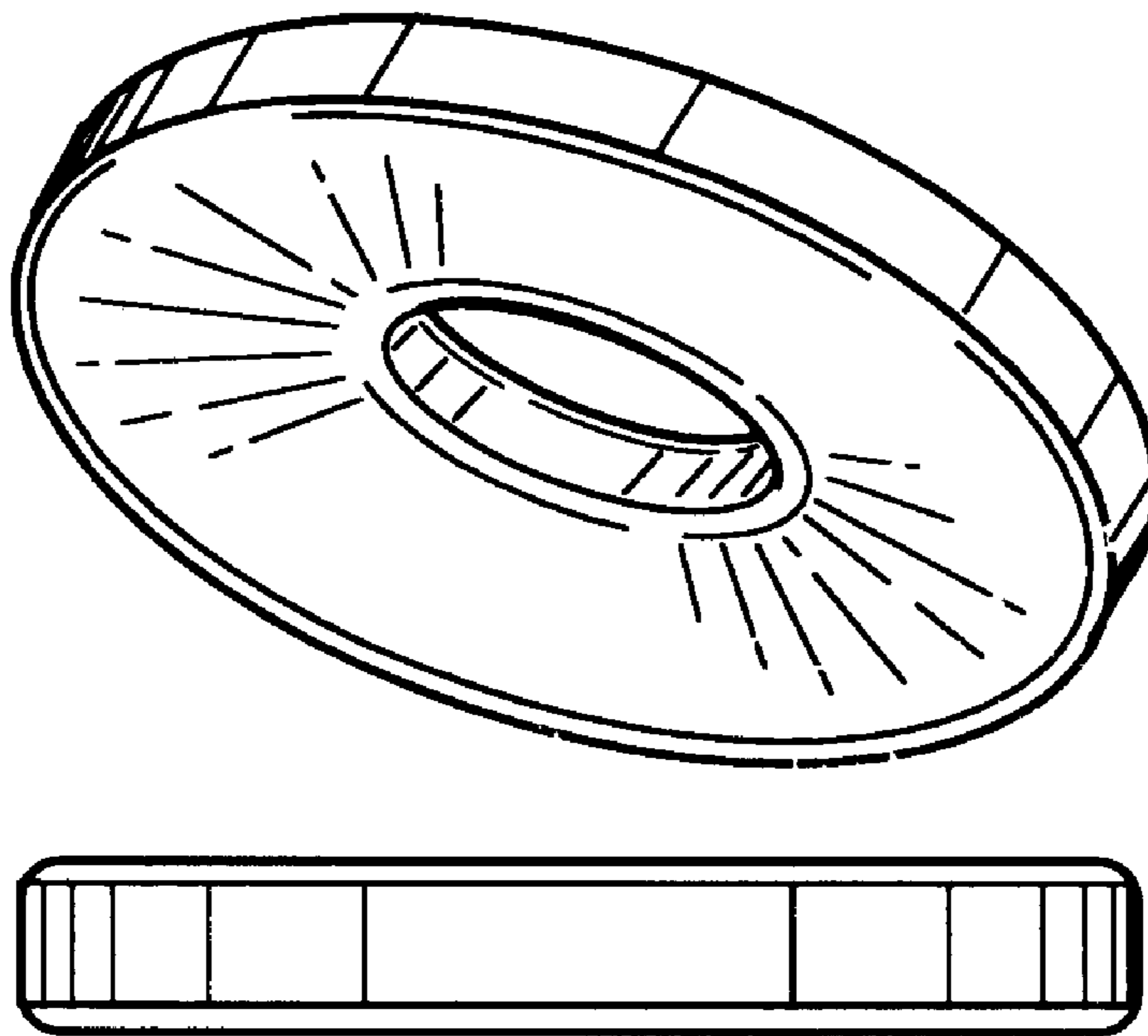
(57) **CLAIM**

The ornamental design for a candy, as shown and described.

DESCRIPTION

FIG. 1 is a perspective view of a candy showing my new design;
FIG. 2 is a front elevational view, the back being a mirror image thereof;
FIG. 3 is a top plan view, the bottom being a mirror image thereof; and,
FIG. 4 is a left side elevational view, the right side being a mirror image thereof.

1 Claim, 1 Drawing Sheet



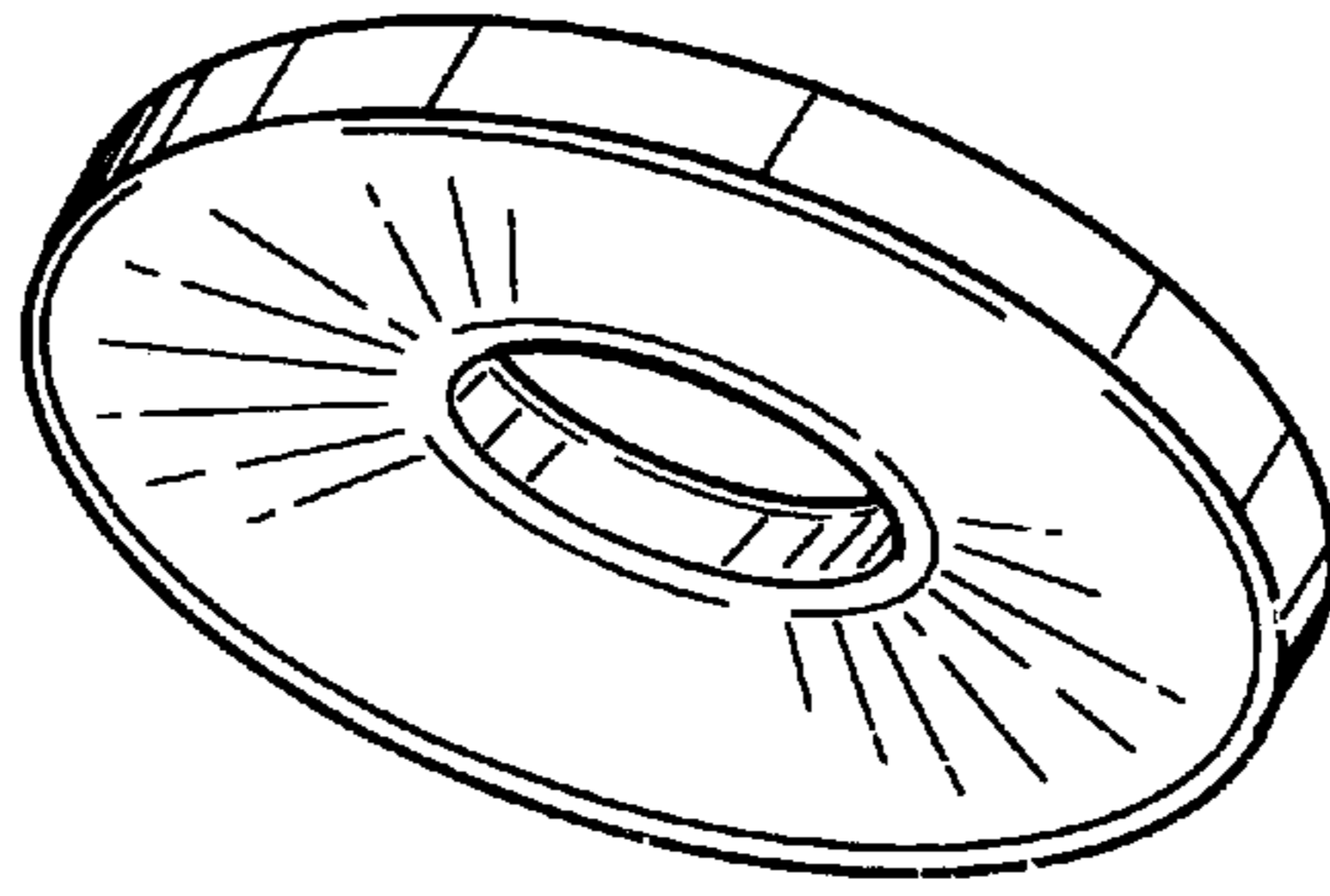


FIG. 1

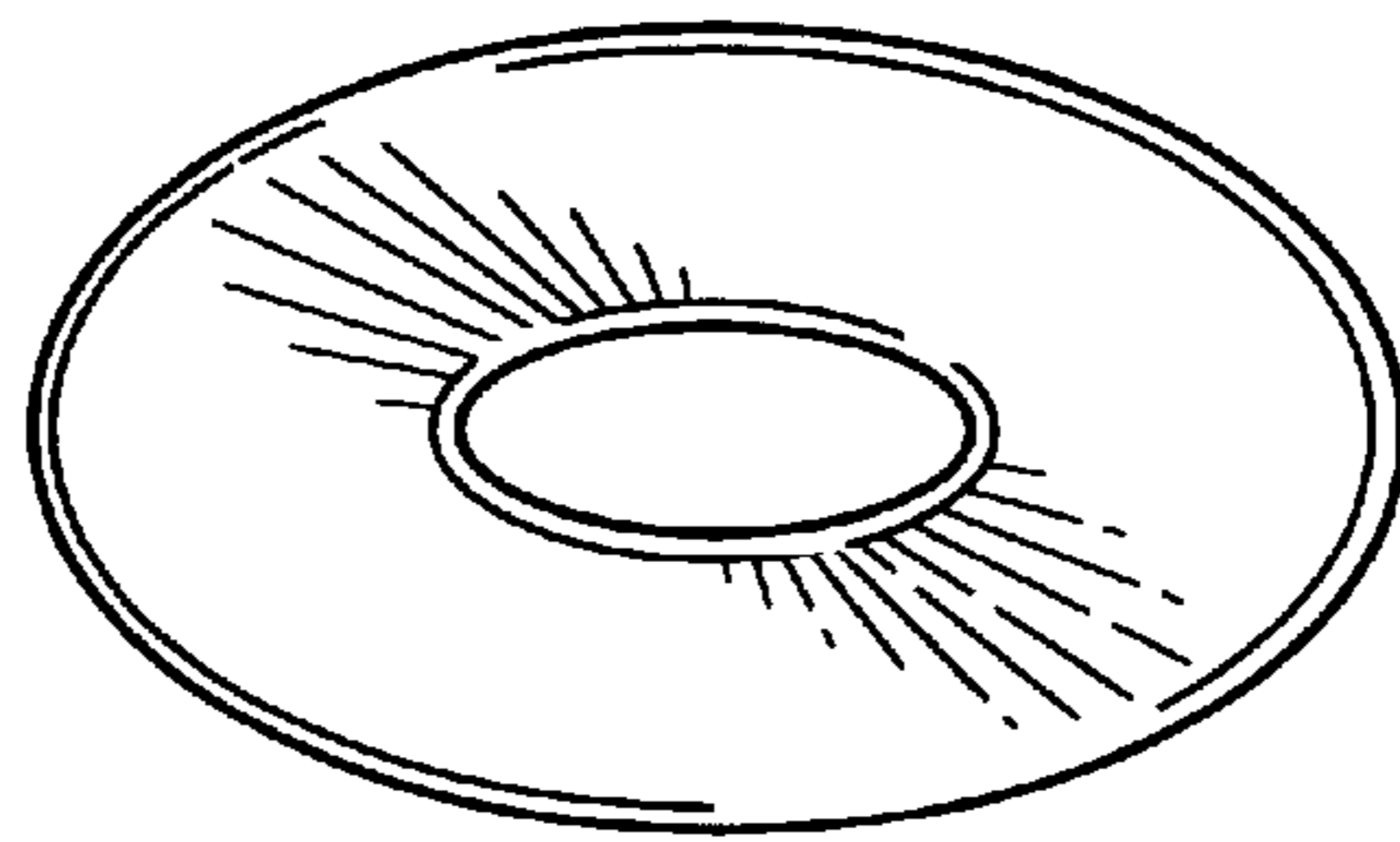


FIG. 2

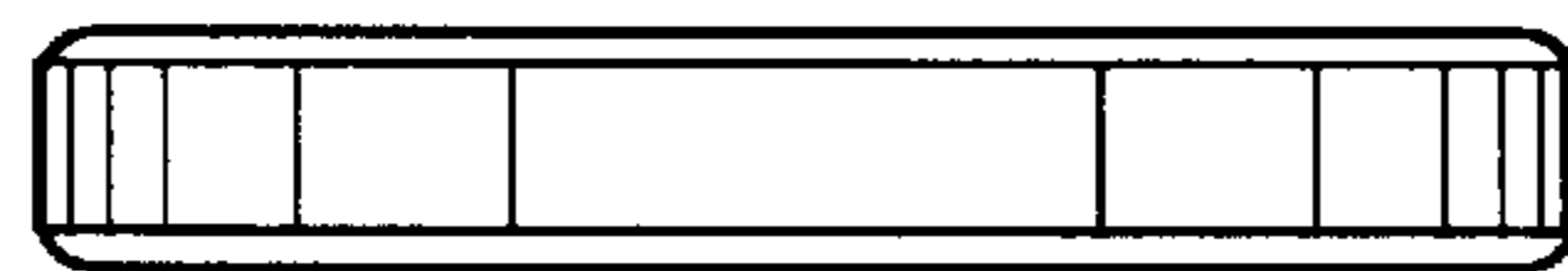


FIG. 3

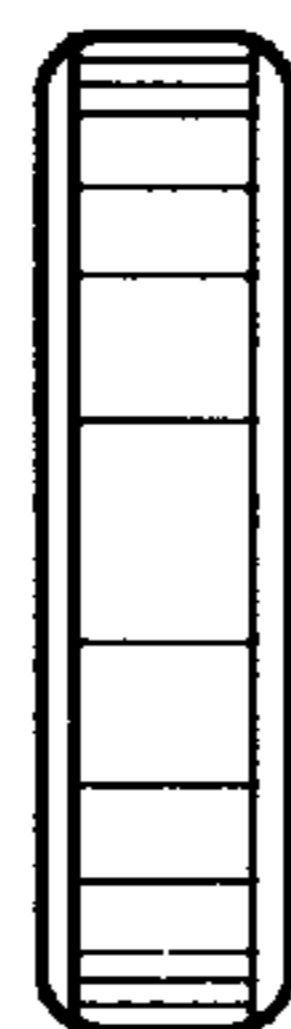


FIG. 4