



US00D447603B1

(12) **United States Design Patent**
Slutterback

(10) **Patent No.:** **US D447,603 S**

(45) **Date of Patent:** **** Sep. 4, 2001**

(54) **BACK SUPPORT AND DETACHABLE APRON**

5,693,006 12/1997 Slutterback .
5,953,750 * 9/1999 Stella 2/2.15

(75) **Inventor:** **Ernest Gerald Slutterback**, Coral Springs, FL (US)

(73) **Assignee:** **FLA Orthopedics, Inc.**, Miramar, FL (US)

(**) **Term:** **14 Years**

(21) **Appl. No.:** **29/117,902**

(22) **Filed:** **Feb. 1, 2000**

(51) **LOC (7) Cl.** **30-04**

(52) **U.S. Cl.** **D29/101.3**

(58) **Field of Search** D29/100, 101.1, 101.2, 101.3, 101.4, 101.5, 122, 190; 2/455-457, 463, 46, 48, 49, 51, 52, 92, 103, 265, 913; D2/732, 828-829, 861-864

(56) **References Cited**

U.S. PATENT DOCUMENTS

- D. 281,638 * 12/1985 Thomas D2/864
- D. 353,890 * 12/1994 McKeel D24/190
- D. 417,062 * 11/1999 Williams D2/864
- 5,147,261 9/1992 Smith et al. .
- 5,241,704 * 9/1993 Sydor 2/92 X
- 5,318,507 6/1994 Greengarg .
- 5,388,274 * 2/1995 Glover et al. D29/100 X
- 5,611,084 * 3/1997 Garry et al. 2/93
- 5,656,020 8/1997 Greengarg .
- 5,656,021 8/1997 Greengarg .

OTHER PUBLICATIONS

Magid Glove and Safety Mfg Co., Chicago, IL: Miscellaneous Aprons, item #s 4029 and 2940, p. 16, 1989.*
Direct Safety Company, Phoenix AZ: Ergonomics/Back Supports, items A-D, p. 99, Aug. 1995.*

* cited by examiner

Primary Examiner—Louis S. Zarfaz
Assistant Examiner—Robert A. Delehanty

(57) **CLAIM**

The ornamental design for a back support and detachable apron, as shown and described.

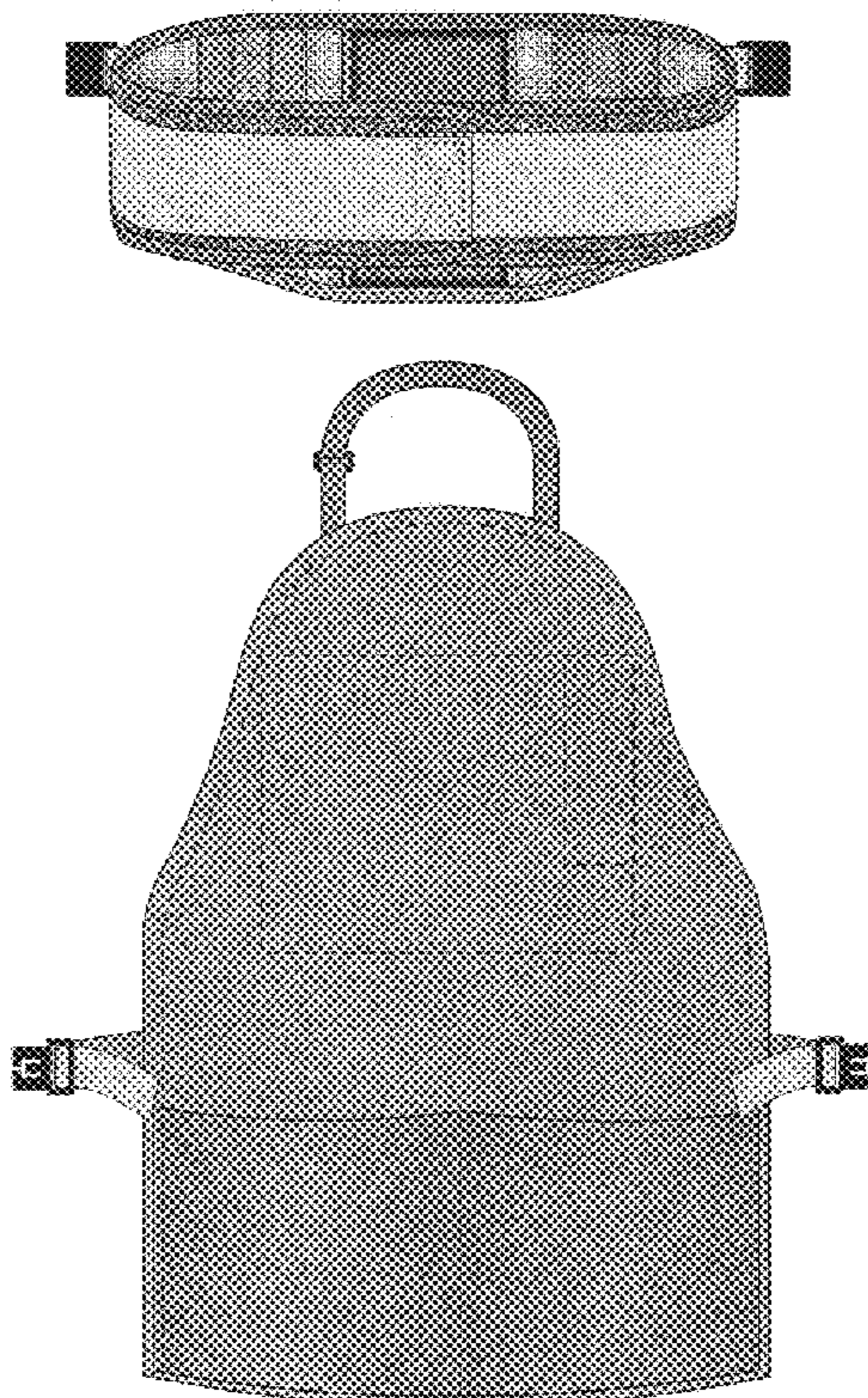
DESCRIPTION

FIG. 1 is an exploded composite perspective front view of my new design for a back support and detachable apron, showing the exploded buckle halves attached to the back support and apron connected with broken lines.

FIG. 2 is an enlarged inside perspective view of the back support shown separately for clarity of illustration thereof; and,

FIG. 3 is an enlarged outside perspective view of the back support shown separately for clarity of illustration thereof. The broken lines shown on the surfaces of the back support and detachable apron in the drawing are understood to represent stitching.

1 Claim, 2 Drawing Sheets



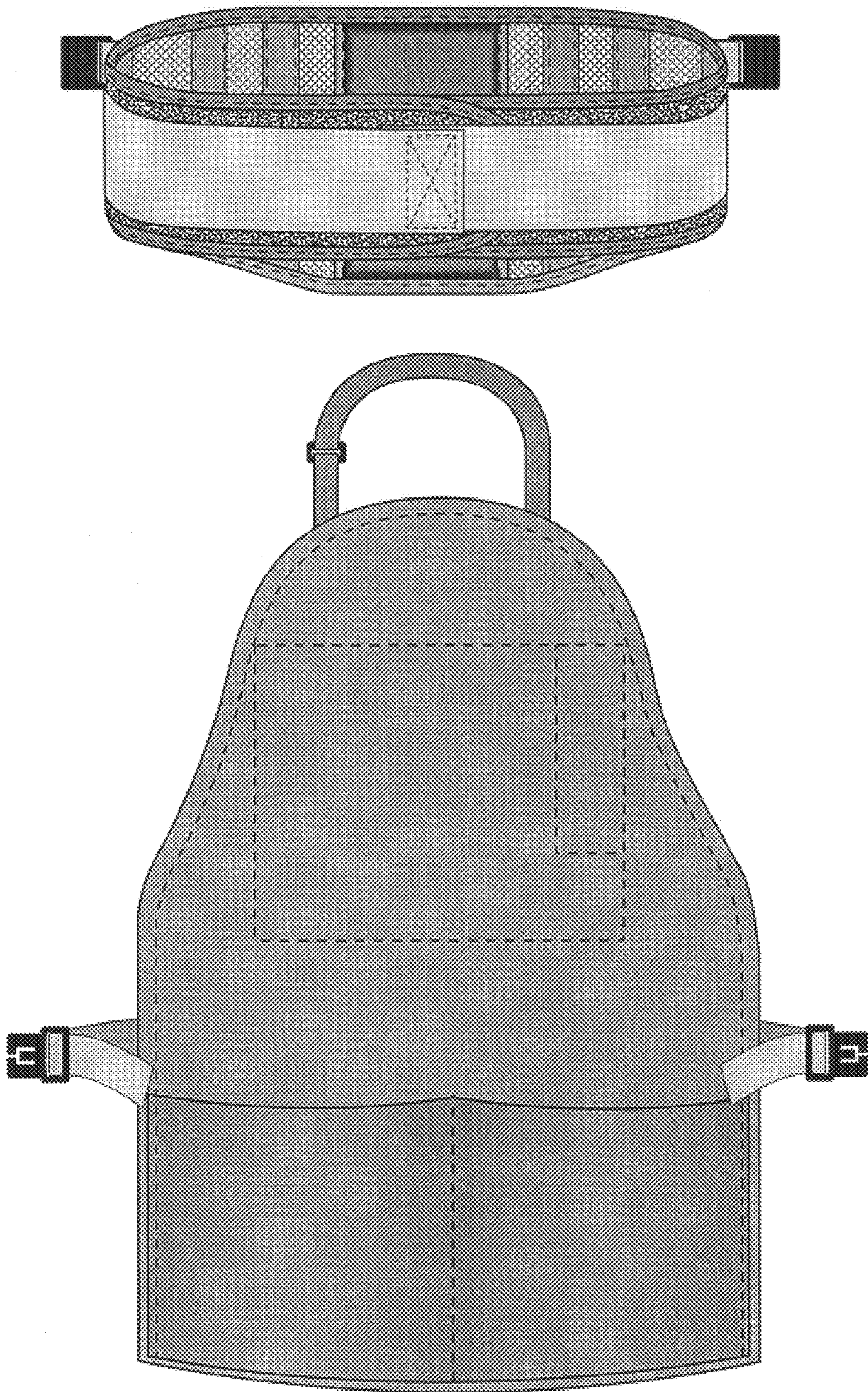


FIGURE 1

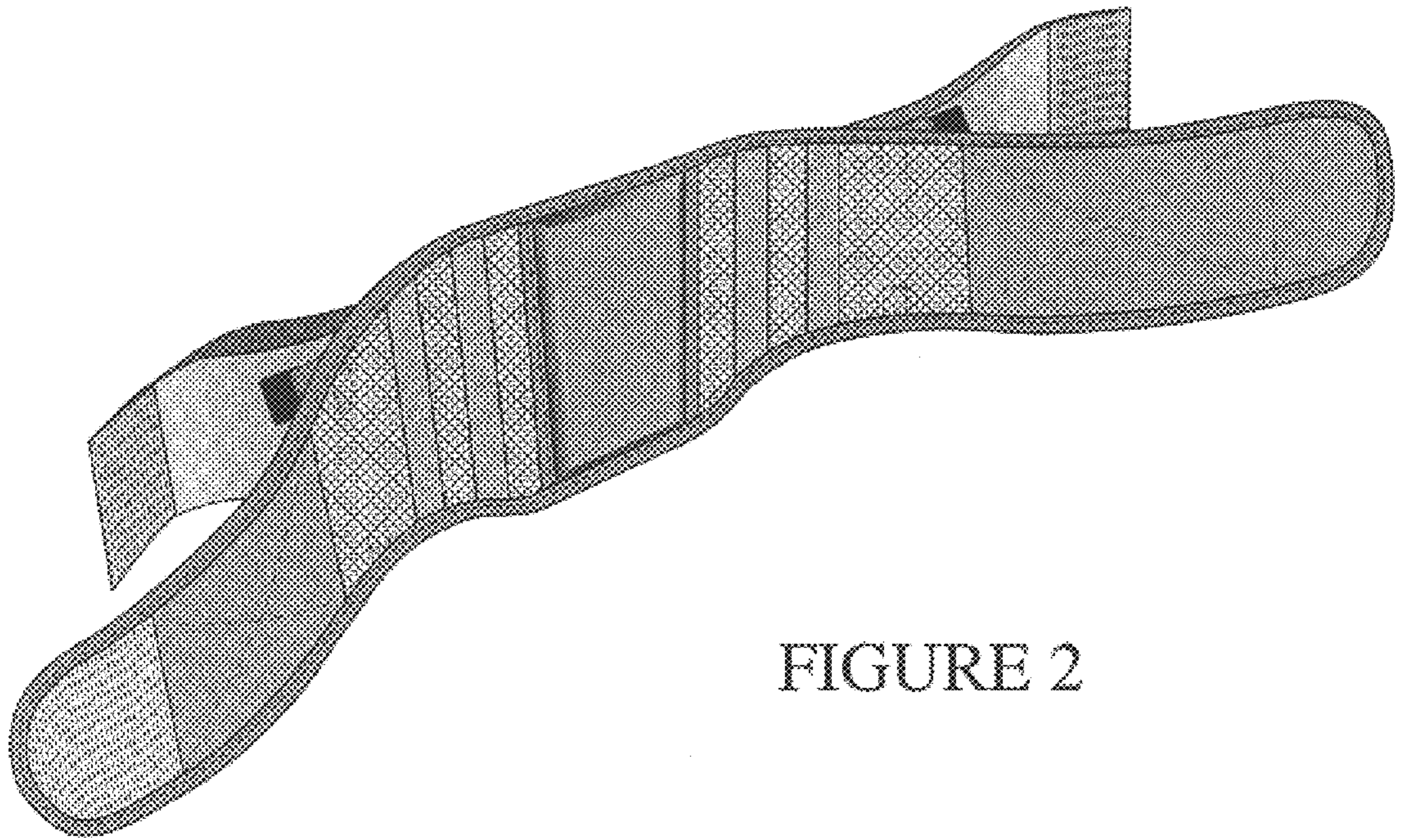


FIGURE 2

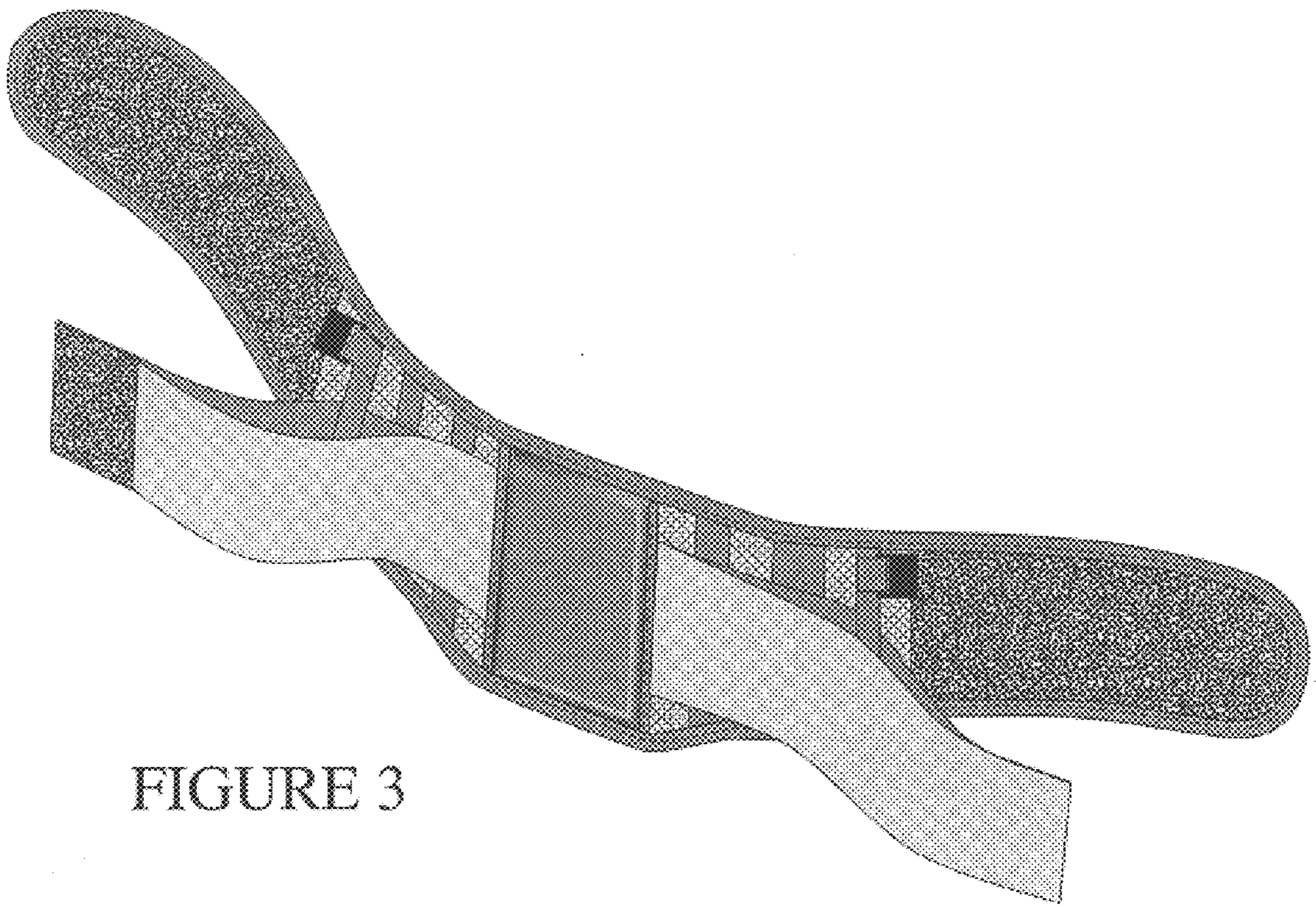


FIGURE 3