



US00D447596B1

(12) **United States Design Patent**  
**Xu**

(10) **Patent No.:** **US D447,596 S**

(45) **Date of Patent:** **\*\* Sep. 4, 2001**

(54) **LIGHTER**

(75) Inventor: **Wen Xu**, Zhejiang (CN)

(73) Assignee: **Zreative Products, Inc.**, S. El Monte, CA (US)

(\*\*) Term: **14 Years**

(21) Appl. No.: **29/135,195**

(22) Filed: **Jan. 5, 2001**

(51) **LOC (7) Cl.** ..... **27-05**

(52) **U.S. Cl.** ..... **D27/141**

(58) **Field of Search** ..... D27/141, 154,  
D27/155, 157, 159, 160; 431/129, 130,  
132, 142-144, 151, 254-256, 267, 273,  
274, 277

(56) **References Cited**

**U.S. PATENT DOCUMENTS**

- D. 376,868 \* 12/1996 Makoto ..... D27/157
- D. 376,869 \* 12/1996 Makoto ..... D27/157

- D. 376,870 \* 12/1996 Ichikawa ..... D27/157
- D. 405,918 \* 2/1999 Motobayashi ..... D27/157
- D. 435,142 \* 12/2000 Lee ..... D27/157

\* cited by examiner

*Primary Examiner*—Susan J. Lucas

*Assistant Examiner*—Jennifer Rivard

(74) *Attorney, Agent, or Firm*—Raymond Y. Chan; David and Raymond Patent Group

(57) **CLAIM**

The ornamental design for a lighter, as shown.

**DESCRIPTION**

FIG. 1 is a perspective view thereof.

FIG. 2 is a front view thereof.

FIG. 3 is a rear view thereof.

FIG. 4 is a right view thereof.

FIG. 5 is a left view thereof.

FIG. 6 is a top view thereof; and,

FIG. 7 is a bottom view thereof.

**1 Claim, 7 Drawing Sheets**








FIG. 1





FIG. 2





FIG. 3






FIG. 4






FIG. 5






FIG. 6





FIG. 7