



US00D447595B1

(12) **United States Design Patent**  
**Bandini**

(10) **Patent No.:** **US D447,595 S**

(45) **Date of Patent:** **\*\* Sep. 4, 2001**

(54) **ARM ELEMENT FOR LIGHTING FIXTURE**

(75) Inventor: **Leonardo Bandini**, Sesto Fino (IT)

(73) Assignee: **Quorum International, L.P.**, Fort Worth, TX (US)

(\*\*) Term: **14 Years**

(21) Appl. No.: **29/125,431**

(22) Filed: **Jun. 23, 2000**

(51) **LOC (7) Cl.** ..... **20-99**

(52) **U.S. Cl.** ..... **D26/155**

(58) **Field of Search** ..... D26/72, 80-92,  
D26/155, 152, 154, 149, 142, 143, 138;  
362/147, 404-408, 432

(56) **References Cited**

**U.S. PATENT DOCUMENTS**

D. 431,087 \* 9/2000 Dolan ..... D26/81

**OTHER PUBLICATIONS**

Murray Feiss Lighting catalog, Mar. 1995, p. 103, chandelier # Model # SF 122 CL/PB.\*

Taiwan Lighting magazine, Aug. 1998, p. 57, Chandelier, # 765.\*

\* cited by examiner

*Primary Examiner*—Susan J. Lucas

(74) *Attorney, Agent, or Firm*—Kenneth C. Hill

(57) **CLAIM**

The ornamental design for an arm element for lighting fixture, as shown and described.

**DESCRIPTION**

FIG. 1 is a perspective view of the arm element for lighting fixture of the present invention;

FIG. 2 is a left side view of the arm element, with the right view being a mirror image of FIG. 2 in accordance with the present invention;

FIG. 3 is a front view of the arm element in accordance with the present invention;

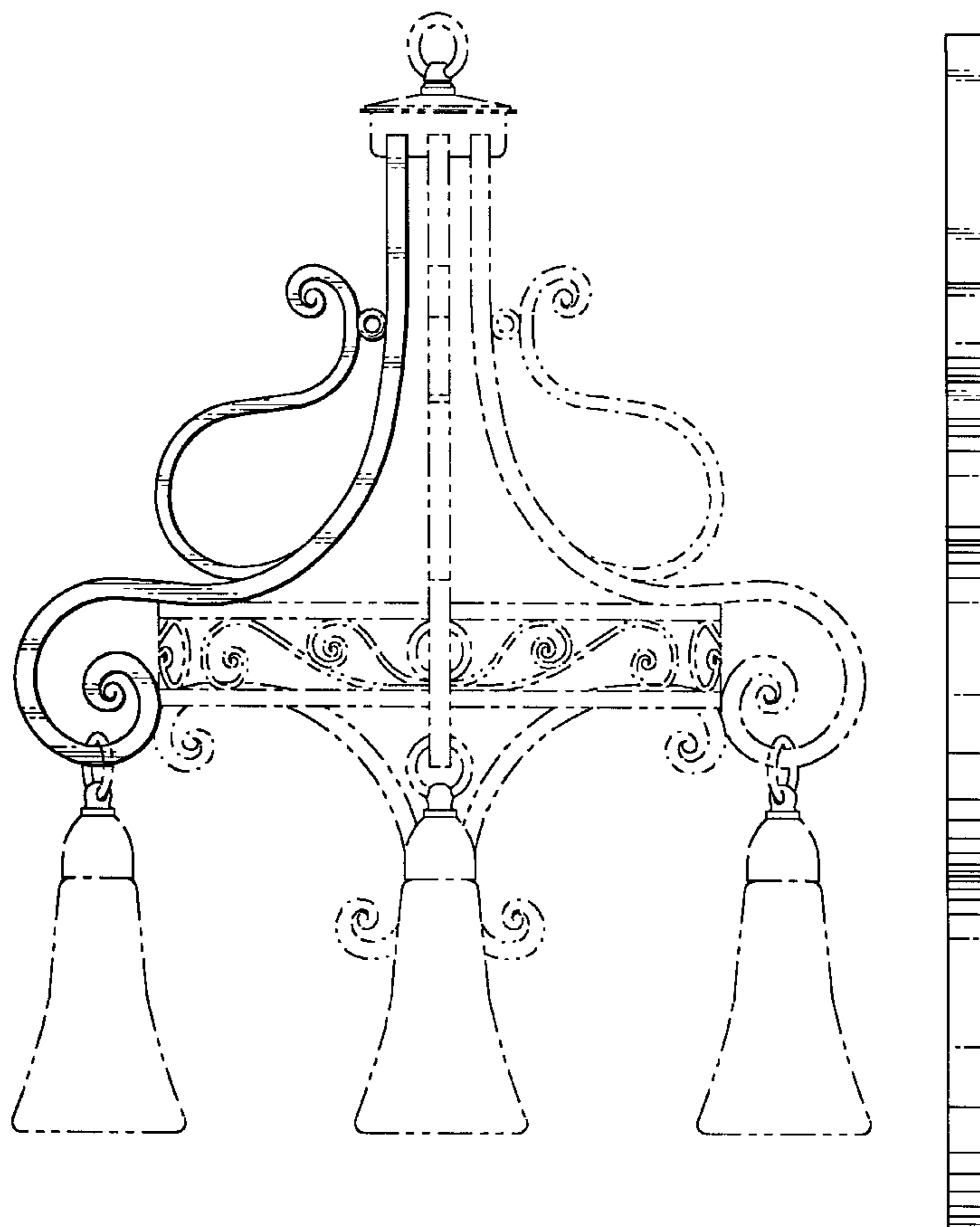
FIG. 4 is a top view of the arm element in accordance with the present invention;


FIG. 5 back view is a top view of the arm element in accordance with the present invention; and,

FIG. 6 is a bottom view of the arm element.

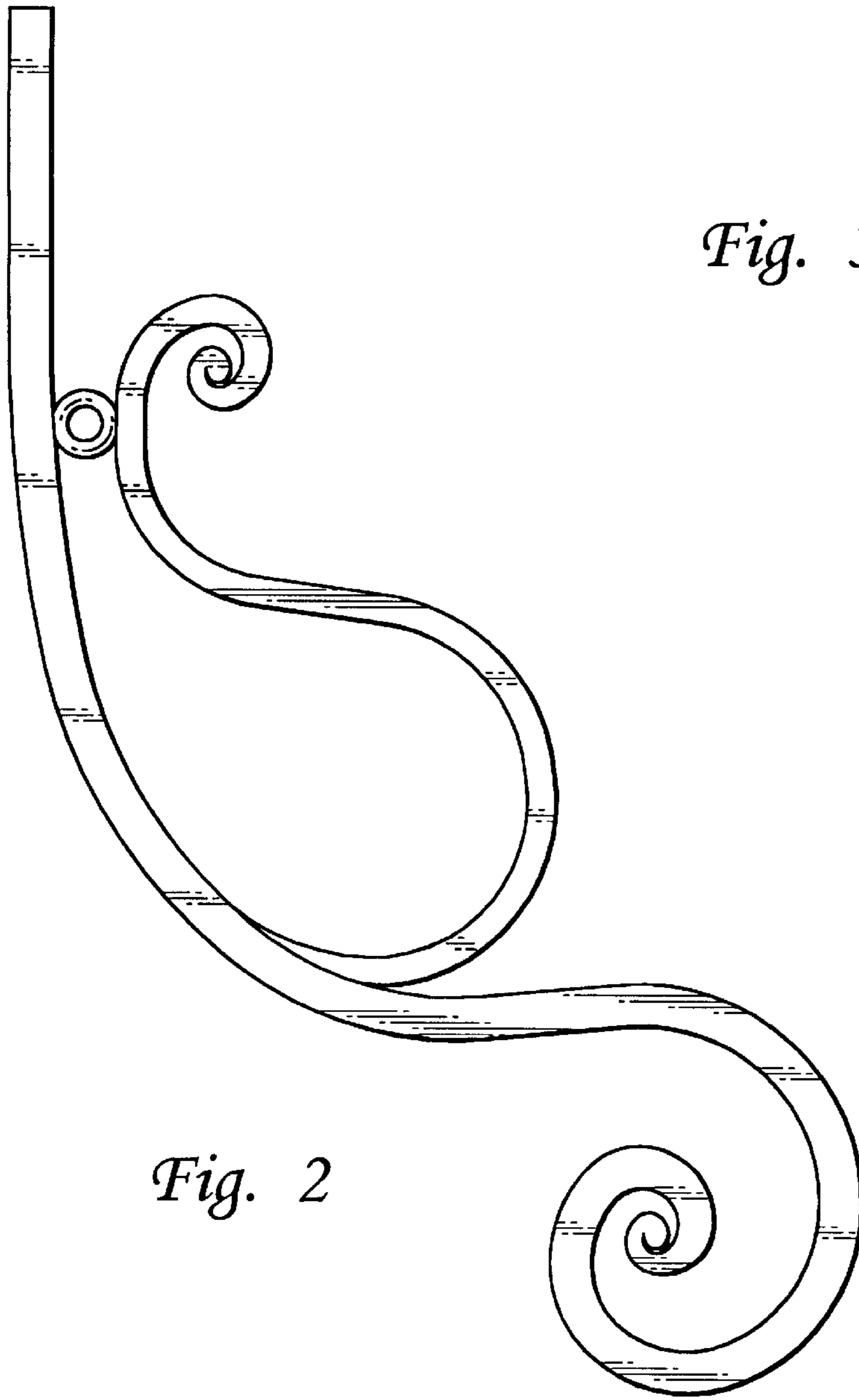
Any dashed lines depict environment and are not part of the claimed design. In addition, the stippling shown in the drawing is for shading purposes, and does not form part of the claimed design.

**1 Claim, 2 Drawing Sheets**





*Fig. 1*



*Fig. 2*

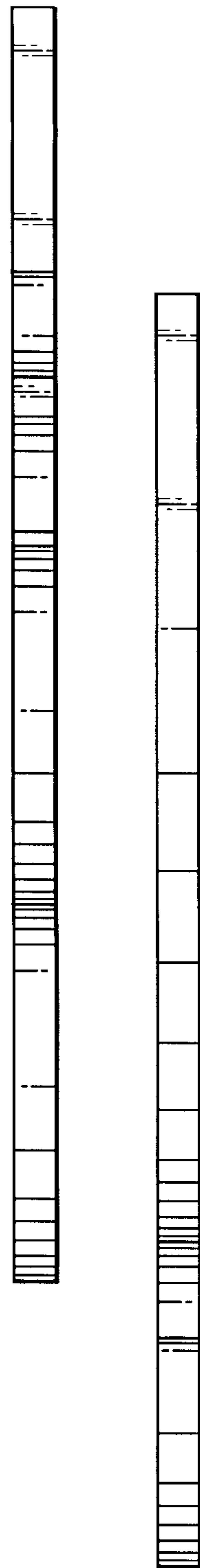
*Fig. 3*



*Fig. 4*



*Fig. 6*



*Fig. 5*