



US00D447565B1

(12) **United States Design Patent**
Mulhauser et al.

(10) **Patent No.:** **US D447,565 S**

(45) **Date of Patent:** **** Sep. 4, 2001**

(54) **STRAIGHT MEDICAL DEVICE FOR THE APPLICATION OF A TACK TO THE BODY OF A PATIENT**

(75) Inventors: **Paul J. Mulhauser; Bill Cowles**, both of New York, NY (US); **David R. Schiff**, Highland Park; **Jesse Gala**, Summit, both of NJ (US); **Joel Cummings**, Tyngsboro, MA (US); **Roland Deangelis**, Milton, MA (US); **Brian Clark**, Somerville, MA (US)

(73) Assignee: **Genzyme Corporation**, Cambridge, MA (US)

(**) Term: **14 Years**

(21) Appl. No.: **29/120,482**

(22) Filed: **Mar. 20, 2000**

Related U.S. Application Data

(63) Continuation-in-part of application No. 09/397,832, filed on Sep. 17, 1999.

(51) **LOC (7) Cl.** **24-02**

(52) **U.S. Cl.** **D24/145**

(58) **Field of Search** D24/147, 145, D24/133; 606/77, 72, 104, 7

(56) **References Cited**

U.S. PATENT DOCUMENTS

D. 330,591	*	10/1992	Rosenberg et al.	D24/147
D. 402,757	*	12/1998	Davis et al.	D24/133
4,532,926		8/1985	O'Holla .	
4,846,835		7/1989	Grande .	
4,873,976		10/1989	Schreiber .	
4,895,148		1/1990	Bays et al. .	

4,924,865		5/1990	Bays et al. .	
4,976,715		12/1990	Bays et al. .	
5,059,206		10/1991	Winters .	
5,129,906		7/1992	Ross et al. .	
5,246,441		9/1993	Ross et al. .	
5,376,097		12/1994	Phillips .	
5,562,704		10/1996	Tamminmaki et al. .	
5,569,264		10/1996	Tamminmaki et al. .	
5,636,442		6/1997	Wain .	
5,723,331		3/1998	Tube et al. .	
5,815,924		10/1998	Apprille, Jr. et al. .	
5,827,298		10/1998	Hart et al. .	
5,843,084		12/1998	Hart et al. .	
5,948,000	*	9/1999	Larsen et al.	606/72
5,971,985	*	10/1999	Carchidi et al.	606/72
6,017,348		1/2000	Hart et al. .	

* cited by examiner

Primary Examiner—Ian Simmons

(74) *Attorney, Agent, or Firm*—Richard D. Allison; Thomas J. DesRosier

(57) **CLAIM**

The ornamental design for a straight medical device for the application of a tack to the body of a patient, as shown and described.

DESCRIPTION

FIG. 1 is a perspective view of the straight medical device for the application of a tack to the body of a patient showing our design;

FIG. 2 is a top view thereof;

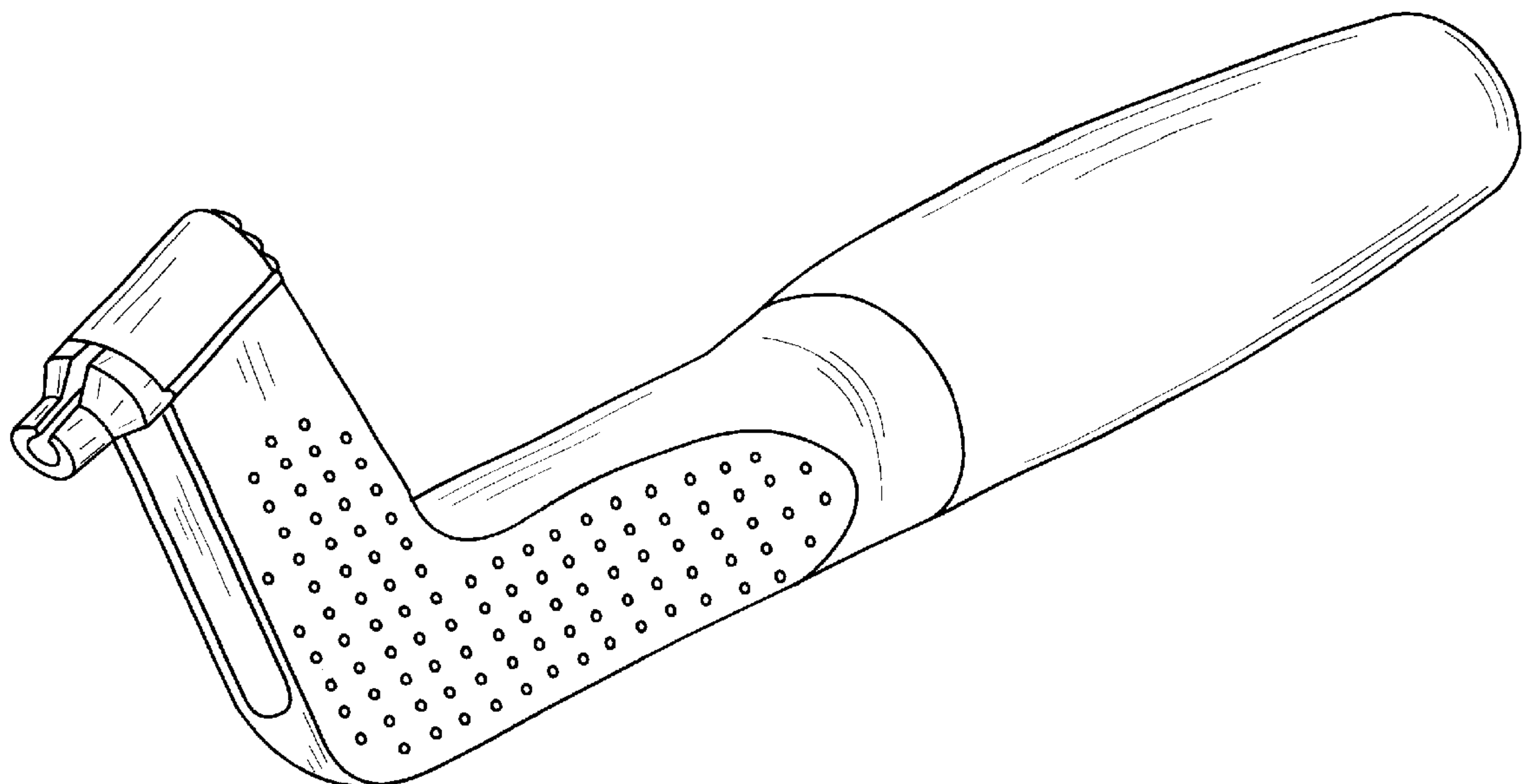
FIG. 3 is a side view thereof;

FIG. 4 is a bottom view thereof;

FIG. 5 is a front end view thereof; and,

FIG. 6 is a back end view thereof.

1 Claim, 2 Drawing Sheets



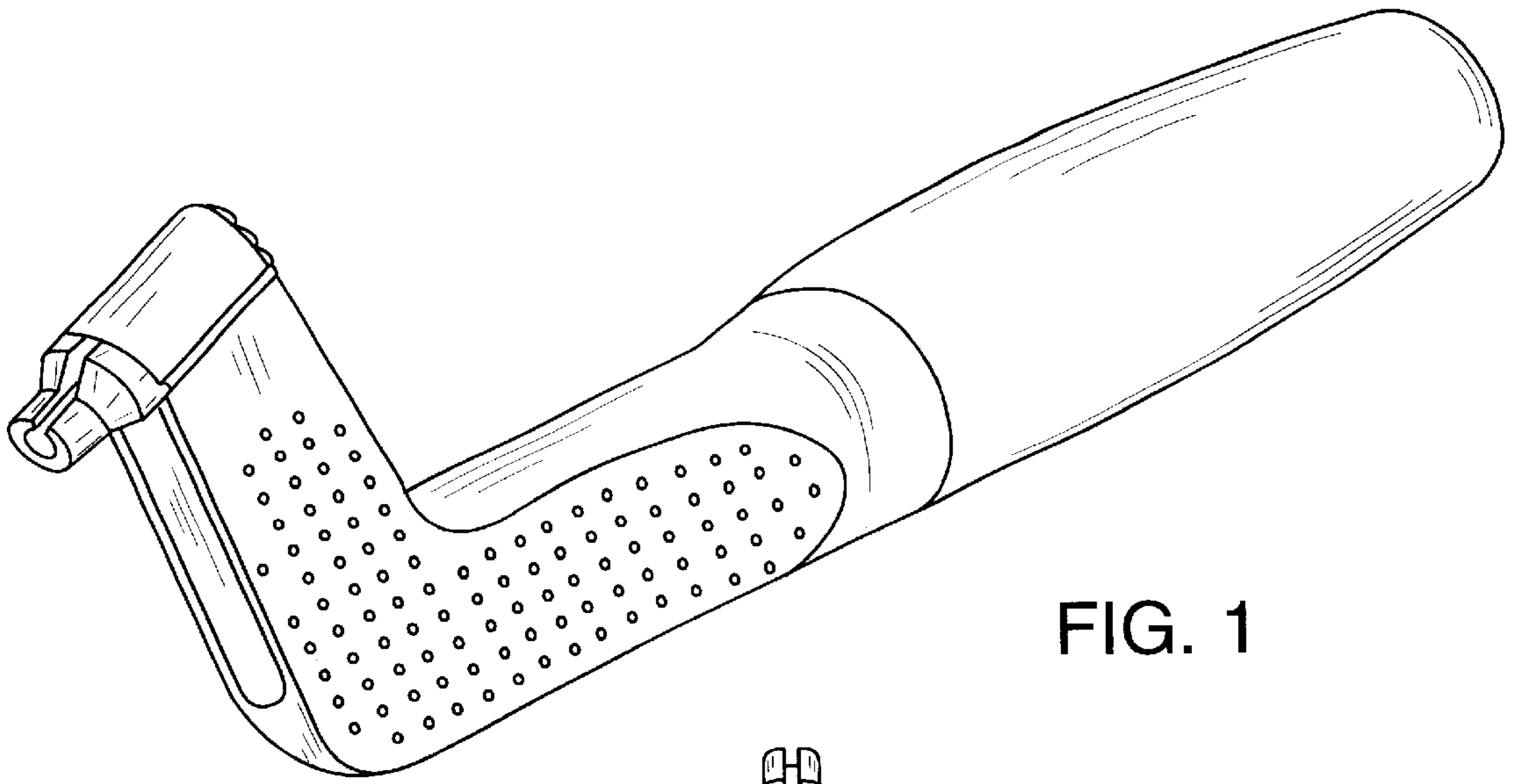


FIG. 1

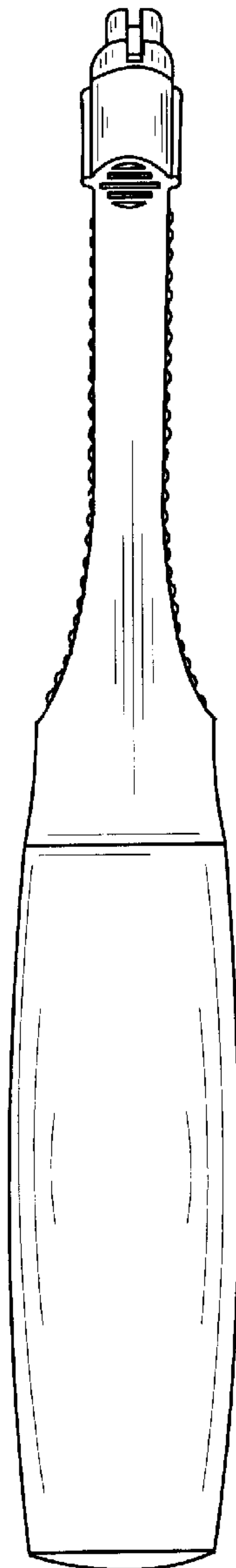


FIG. 2

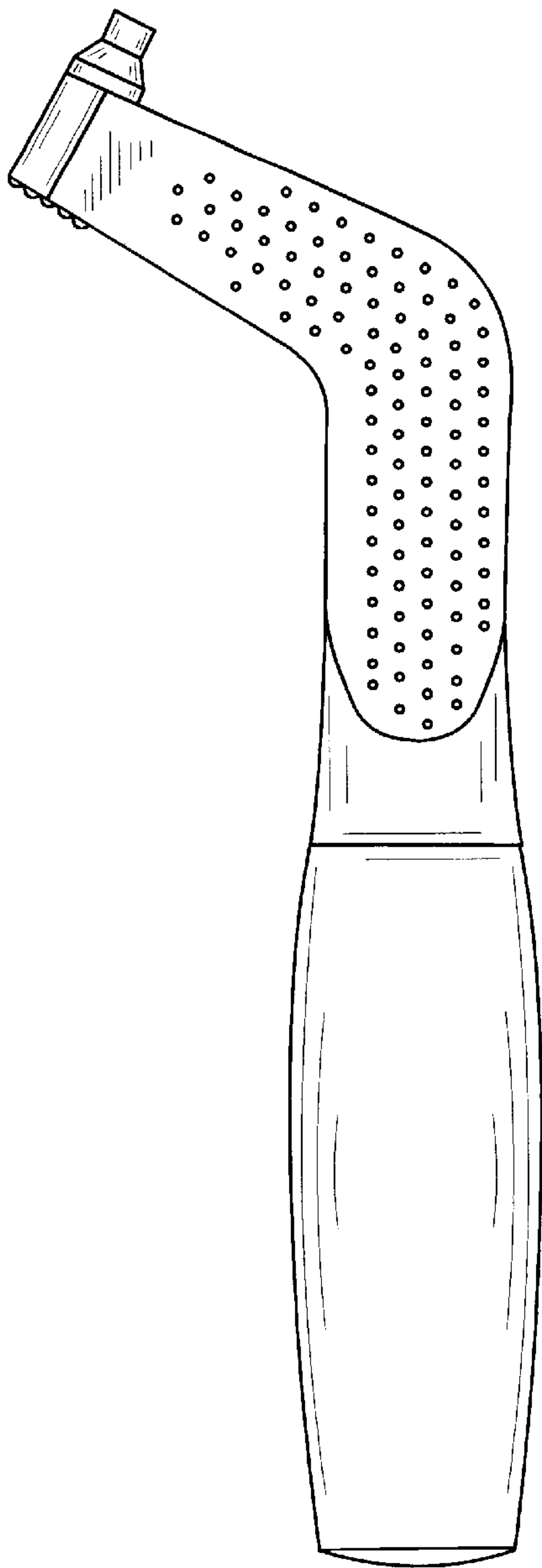


FIG. 3

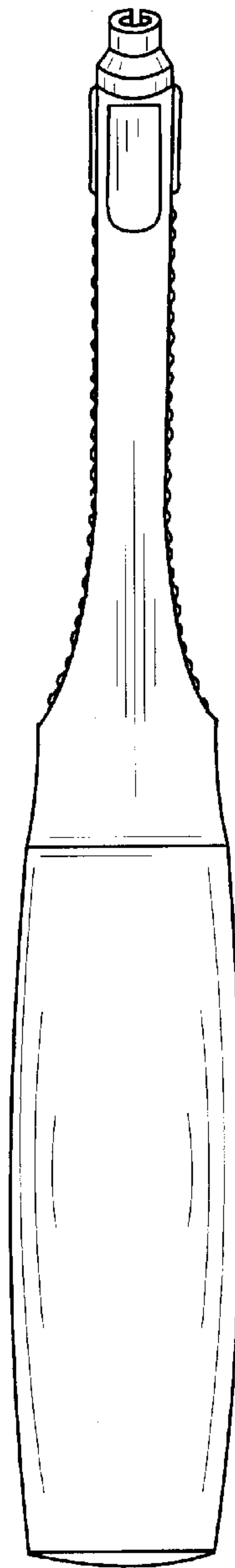


FIG. 4

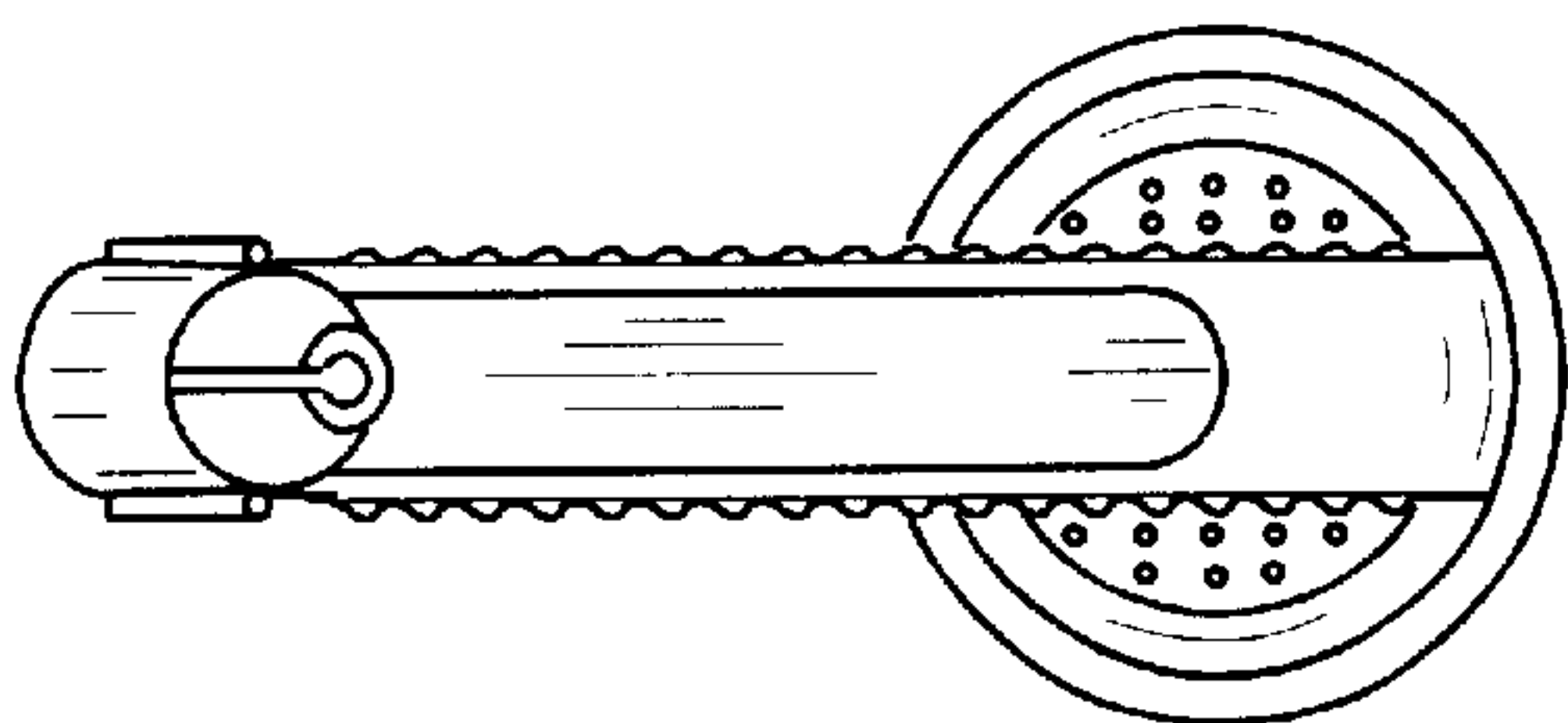


FIG. 5

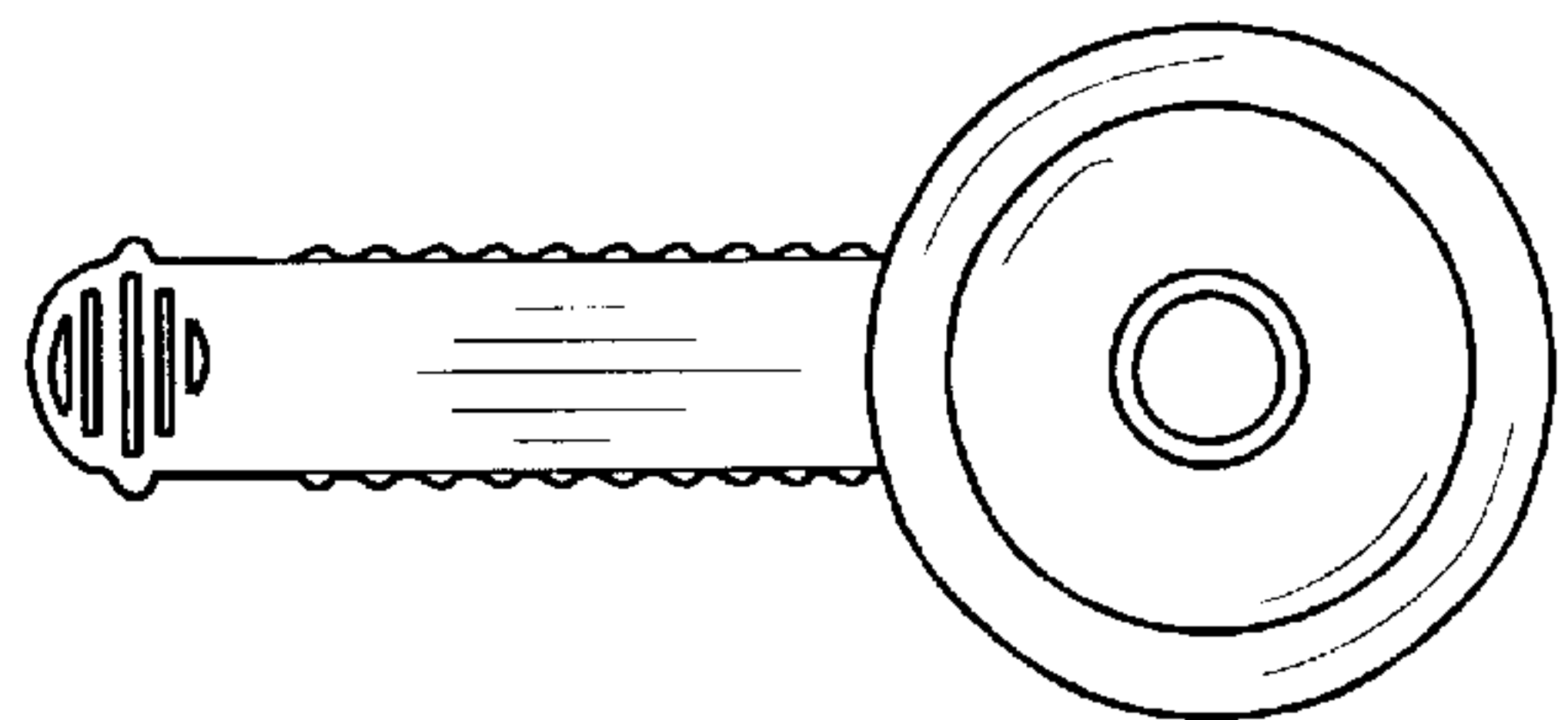


FIG. 6

UNITED STATES PATENT AND TRADEMARK OFFICE
CERTIFICATE OF CORRECTION

PATENT NO. : Des. 447,565 S
DATED : September 4, 2001
INVENTOR(S) : Paul J. Mulhauser et al.

Page 1 of 4

It is certified that error appears in the above-identified patent and that said Letters Patent is hereby corrected as shown below:

The title page should be deleted and substitute therefore the attached title page.

Drawings,

Delete Drawing Sheets 1 of 2, and sheet 2 of 2 and replace Figs. 1, 2, 3, 4, 5 and 6 with the attached pages.

Signed and Sealed this

Ninth Day of September, 2003

A handwritten signature in black ink, appearing to read "James E. Rogan", with a horizontal line drawn underneath it.

JAMES E. ROGAN
Director of the United States Patent and Trademark Office

(12) **United States Design Patent** (10) Patent No.: **US D447,565 S**
Mulhauser et al. (45) Date of Patent: **** Sep. 4, 2001**

<p>(54) STRAIGHT MEDICAL DEVICE FOR THE APPLICATION OF A TACK TO THE BODY OF A PATIENT</p> <p>(75) Inventors: Paul J. Mulhauser; Bill Cowles, both of New York, NY (US); David R. Schiff, Highland Park; Jesse Gala, Summit, both of NJ (US); Joel Cummings, Tyngsboro, MA (US); Roland Deangelis, Milton, MA (US); Brian Clark, Somerville, MA (US)</p> <p>(73) Assignee: Genzyme Corporation, Cambridge, MA (US)</p> <p>(**) Term: 14 Years</p>	<p>4,924,865 5/1990 Bays et al. .</p> <p>4,976,715 12/1990 Bays et al. .</p> <p>5,059,206 10/1991 Winters .</p> <p>5,129,906 7/1992 Ross et al. .</p> <p>5,246,441 9/1993 Ross et al. .</p> <p>5,376,097 12/1994 Phillips .</p> <p>5,562,704 10/1996 Tamminmaki et al. .</p> <p>5,569,264 10/1996 Tamminmaki et al. .</p> <p>5,636,442 6/1997 Wain .</p> <p>5,723,331 3/1998 Tubo et al. .</p> <p>5,815,924 10/1998 Apprille, Jr. et al. .</p> <p>5,827,298 10/1998 Hart et al. .</p> <p>5,843,084 12/1998 Hart et al. .</p> <p>5,948,000 * 9/1999 Larsen et al. 606/72</p> <p>5,971,985 * 10/1999 Carchidi et al. 606/72</p> <p>6,017,348 1/2000 Hart et al. .</p>
--	---

* cited by examiner

(21) Appl. No.: **29/120,482**

Primary Examiner—Ian Simmons

(22) Filed: **Mar. 20, 2000**

(74) *Attorney, Agent, or Firm*—Richard D. Allison; Thomas J. DesRosier

Related U.S. Application Data

(63) Continuation-in-part of application No. 09/397,832, filed on Sep. 17, 1999.

(51) **LOC (7) Cl.** **24-02**

(52) **U.S. Cl.** **D24/145**

(58) **Field of Search** D24/147, 145, D24/133; 606/77, 72, 104, 7

(57) **CLAIM**

The ornamental design for a straight medical device for the application of a tack to the body of a patient, as shown and described.

DESCRIPTION

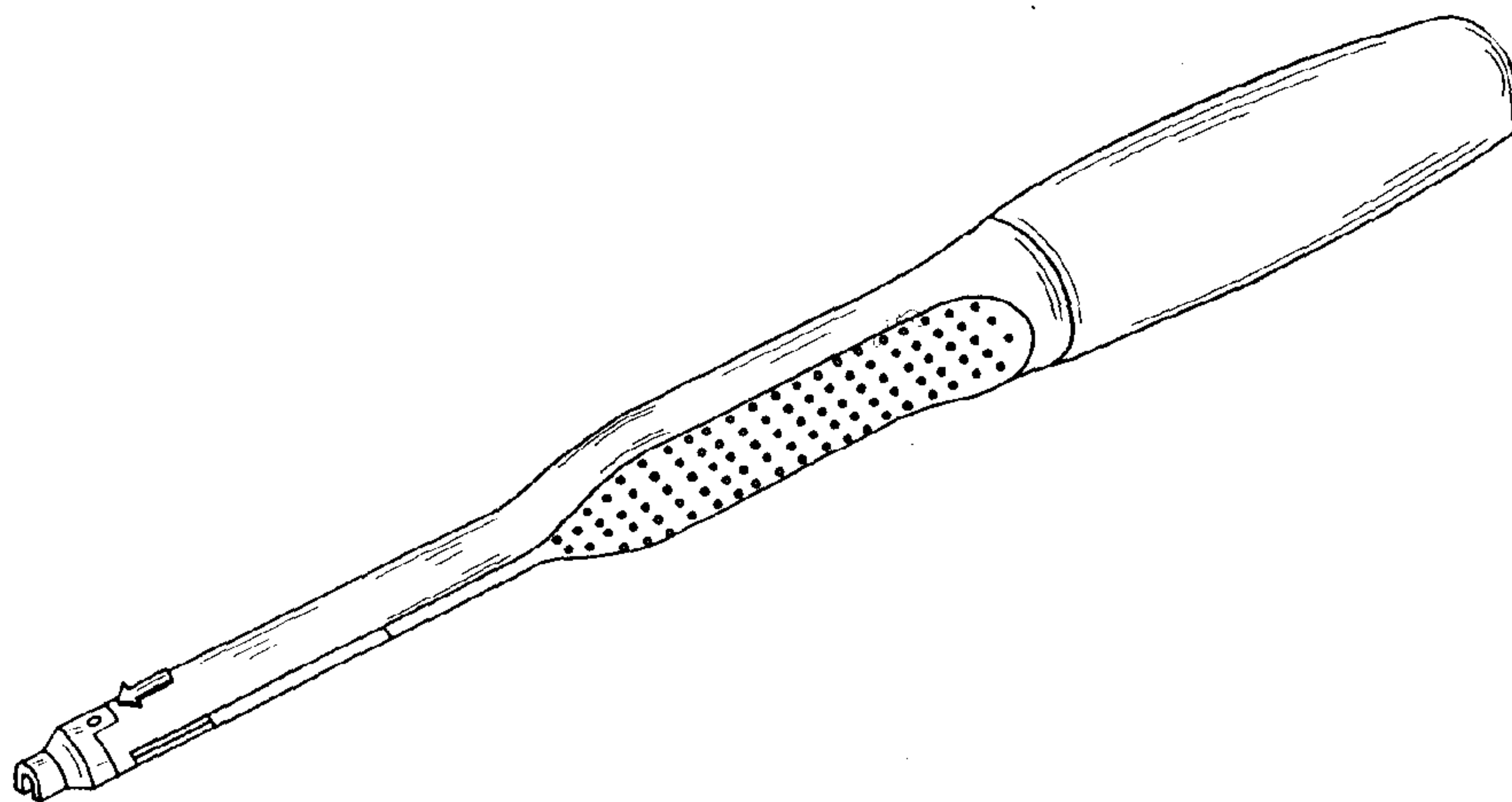
FIG. 1 is a perspective view of the straight medical device for the application of a tack to the body of a patient showing our design;
 FIG. 2 is a top view thereof;
 FIG. 3 is a side view thereof;
 FIG. 4 is a bottom view thereof;
 FIG. 5 is a front end view thereof; and,
 FIG. 6 is a back end view thereof.

(56) **References Cited**

U.S. PATENT DOCUMENTS

D. 330,591	*	10/1992	Rosenberg et al.	D24/147
D. 402,757	*	12/1998	Davis et al.	D24/133
4,532,926		8/1985	O'Holla .	
4,846,835		7/1989	Grande .	
4,873,976		10/1989	Schreiber .	
4,895,148		1/1990	Bays et al. .	

1 Claim, 2 Drawing Sheets



U.S. Patent

Sep. 4, 2001

Sheet 1 of 2

Des 447,565 S

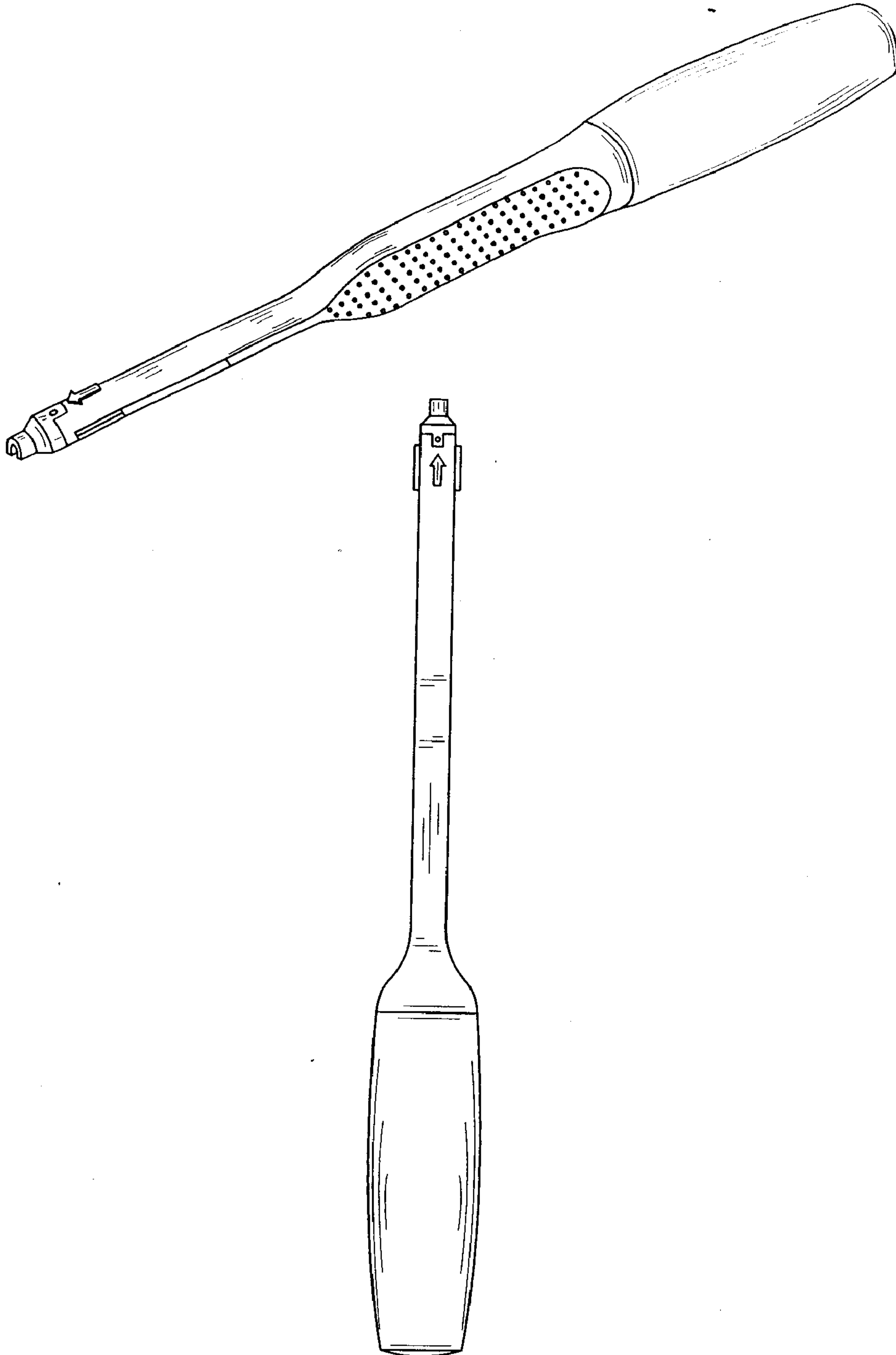


FIG. 2

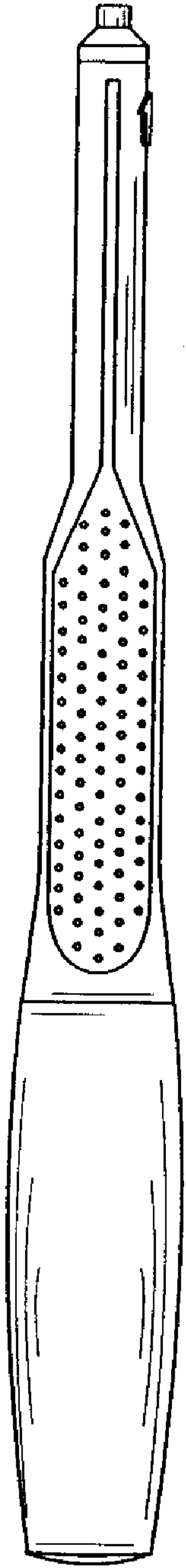


FIG. 3

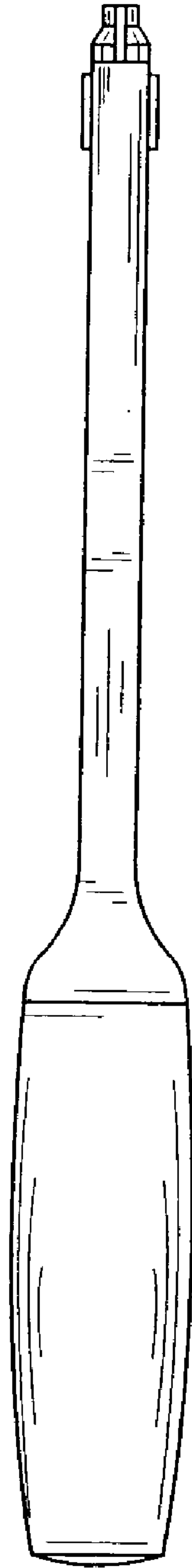


FIG. 4

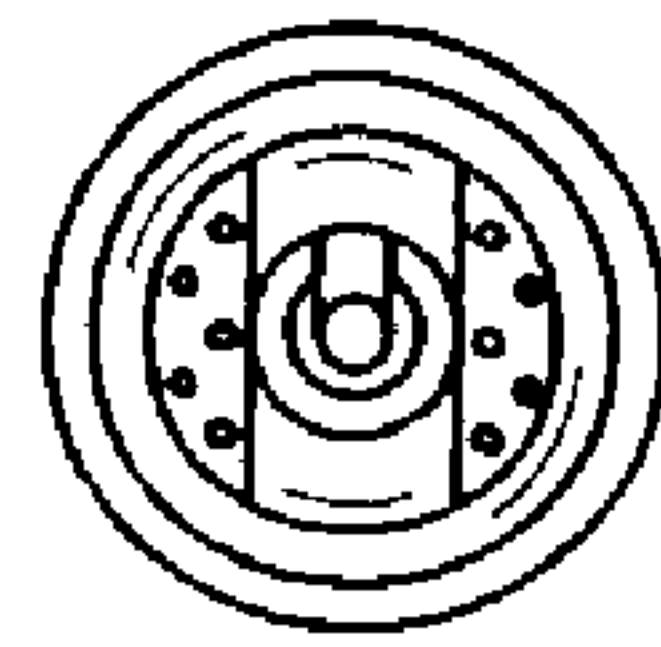


FIG. 5

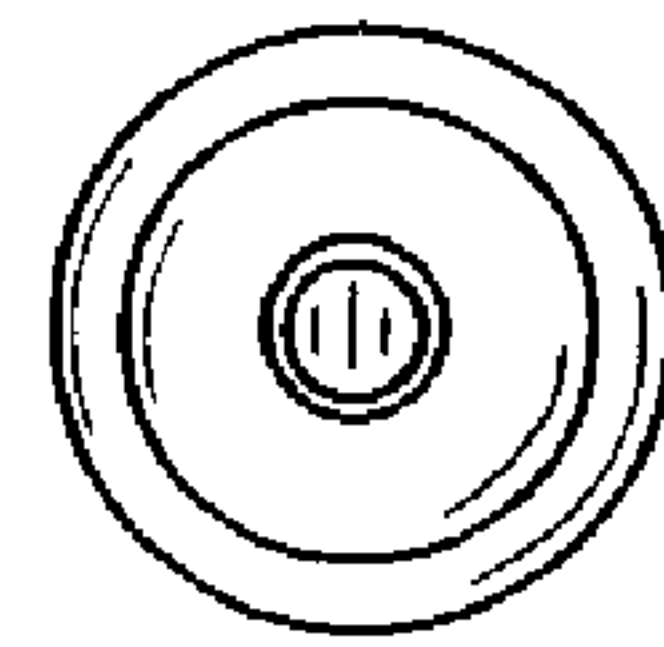


FIG. 6