



US00D447564B1

(12) **United States Design Patent**
Stewart, Jr.

(10) **Patent No.:** **US D447,564 S**

(45) **Date of Patent:** **** Sep. 4, 2001**

(54) **PENILE CLAMP FOR INHIBITING INCONTINENCE**

(75) **Inventor:** **Edward Stewart, Jr., Dodge City, KS (US)**

(73) **Assignee:** **Pos-T-Vac, Inc., Dodge City, KS (US)**

(**) **Term:** **14 Years**

(21) **Appl. No.:** **29/123,802**

(22) **Filed:** **May 25, 2000**

(51) **LOC (7) Cl.** **24-02**

(52) **U.S. Cl.** **D24/143; D8/395**

(58) **Field of Search** **D24/143, 133, D24/128; D8/390, 395; 128/DIG. 25, 885; 606/157; 24/499, 562, 557, 536, 508**

(56) **References Cited**

U.S. PATENT DOCUMENTS

D. 299,168	12/1988	Bergstrom et al. .	
D. 400,782	* 11/1998	Nakamura	D8/395
D. 417,837	* 12/1999	Nakamura	D8/395
1,728,322	9/1929	Badrian .	
2,618,270	11/1952	Pearson, Jr. .	
2,756,753	7/1956	Means .	
3,147,754	9/1964	Koessler .	
3,203,421	8/1965	Bialick .	
3,598,125	8/1971	Cogley .	
3,604,425	9/1971	Le Roy .	

3,866,611	2/1975	Baumrucker .	
4,106,508	8/1978	Berlin .	
4,586,503	5/1986	Kirsch	128/334
4,880,016	11/1989	Worth et al. .	
4,942,886	7/1990	Timmons .	
5,462,555	10/1995	Bolanos et al.	606/120
5,571,125	11/1996	Chadwick .	
5,693,060	12/1997	Martin .	
5,846,255	* 12/1998	Casey	606/157
6,131,576	* 10/2000	Davis	128/885

* cited by examiner

Primary Examiner—Ian Simmons

(74) *Attorney, Agent, or Firm*—Hovey, Williams, Timmons & Collins

(57) **CLAIM**

The ornamental design for penile clamp for inhibiting incontinence, as shown and described.

DESCRIPTION

FIG. 1 is a top and front perspective view of a penile clamp for inhibiting incontinence showing my new design; FIG. 2 is a left side elevational view thereof; FIG. 3 is a front elevational view thereof, the rear elevational view being a mirror image; FIG. 4 is a right side elevational view thereof; FIG. 5 is a top plan view thereof; and, FIG. 6 is a bottom view thereof.

1 Claim, 1 Drawing Sheet

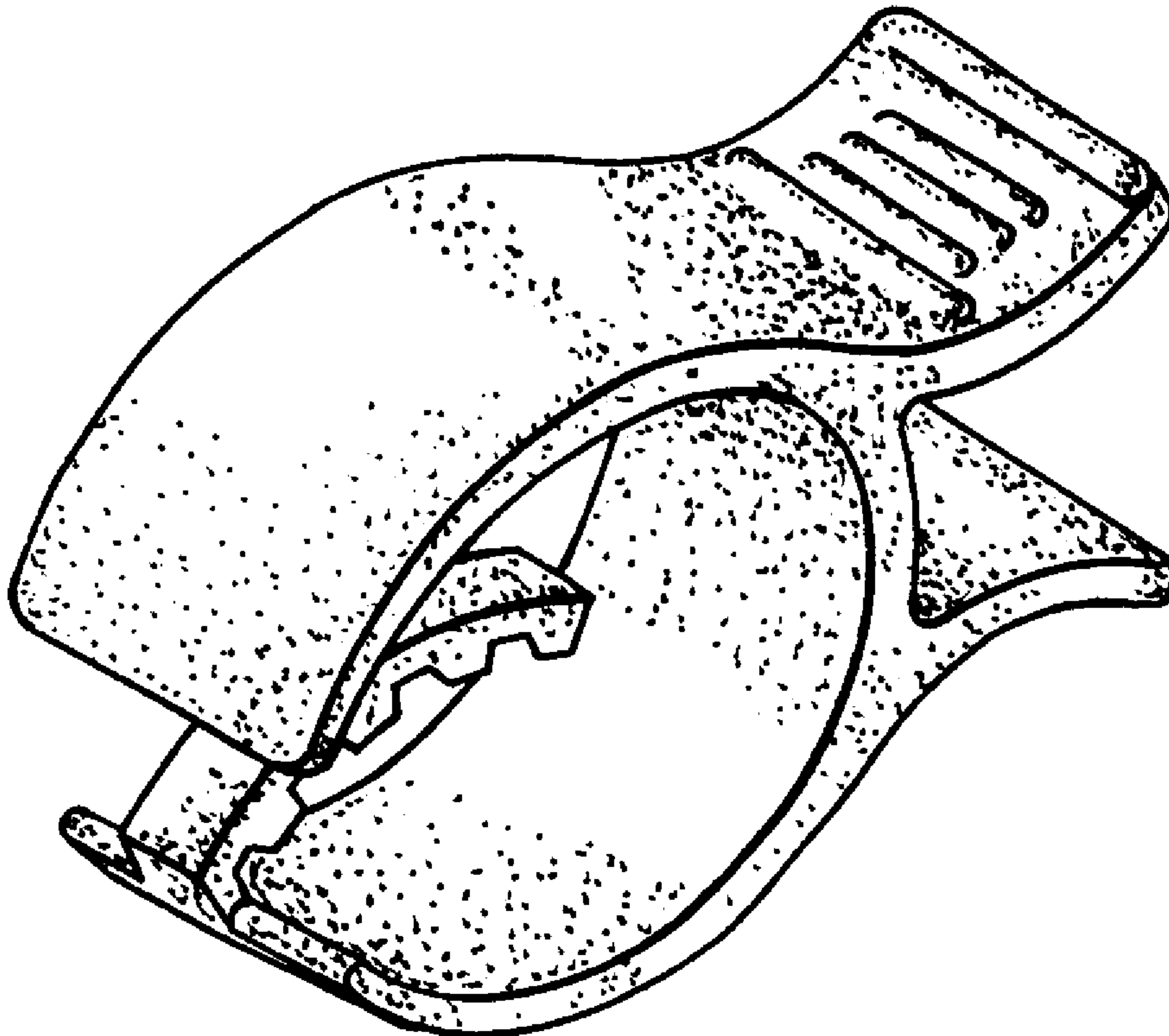


Fig. 1.


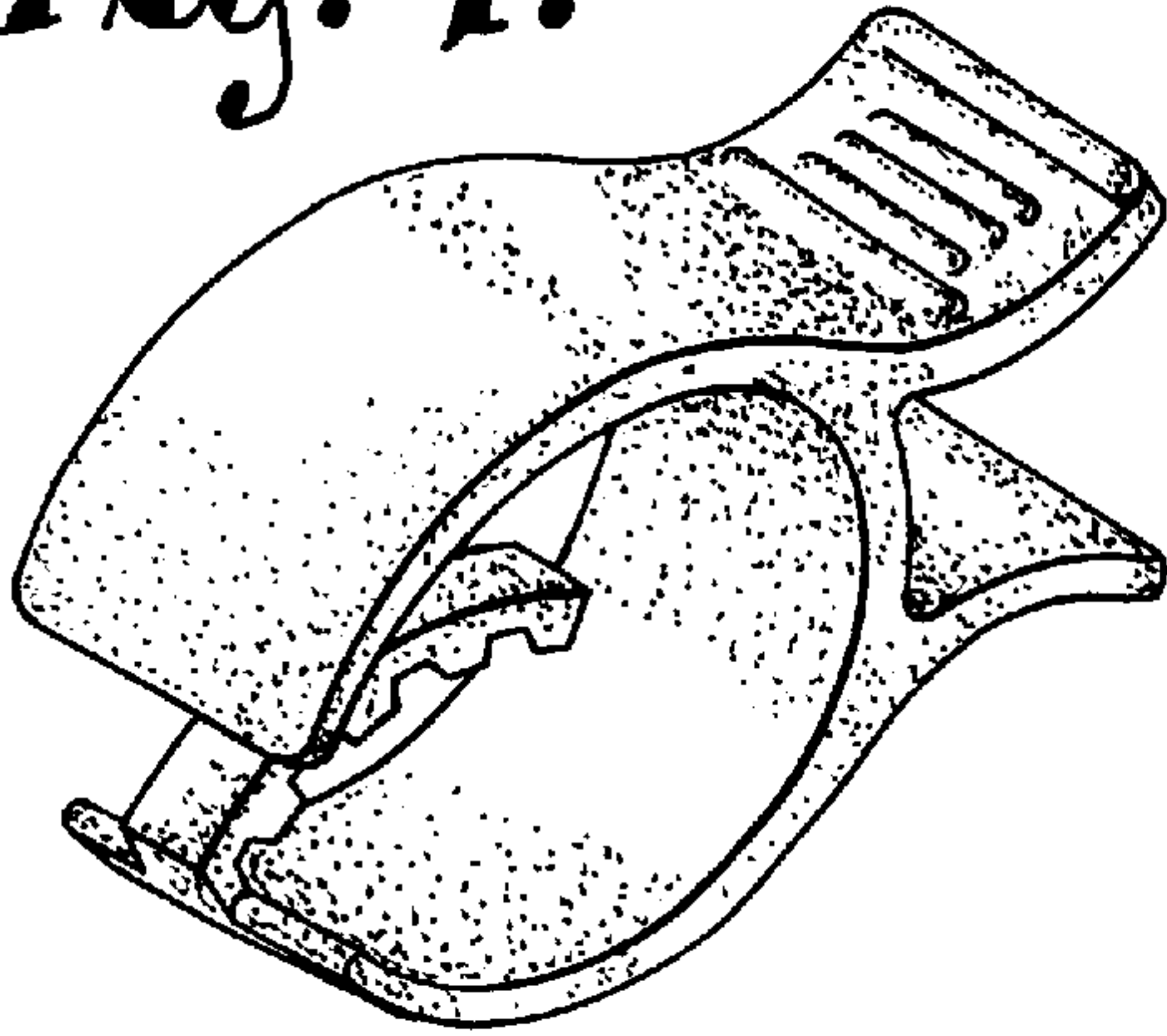


Fig. 2.


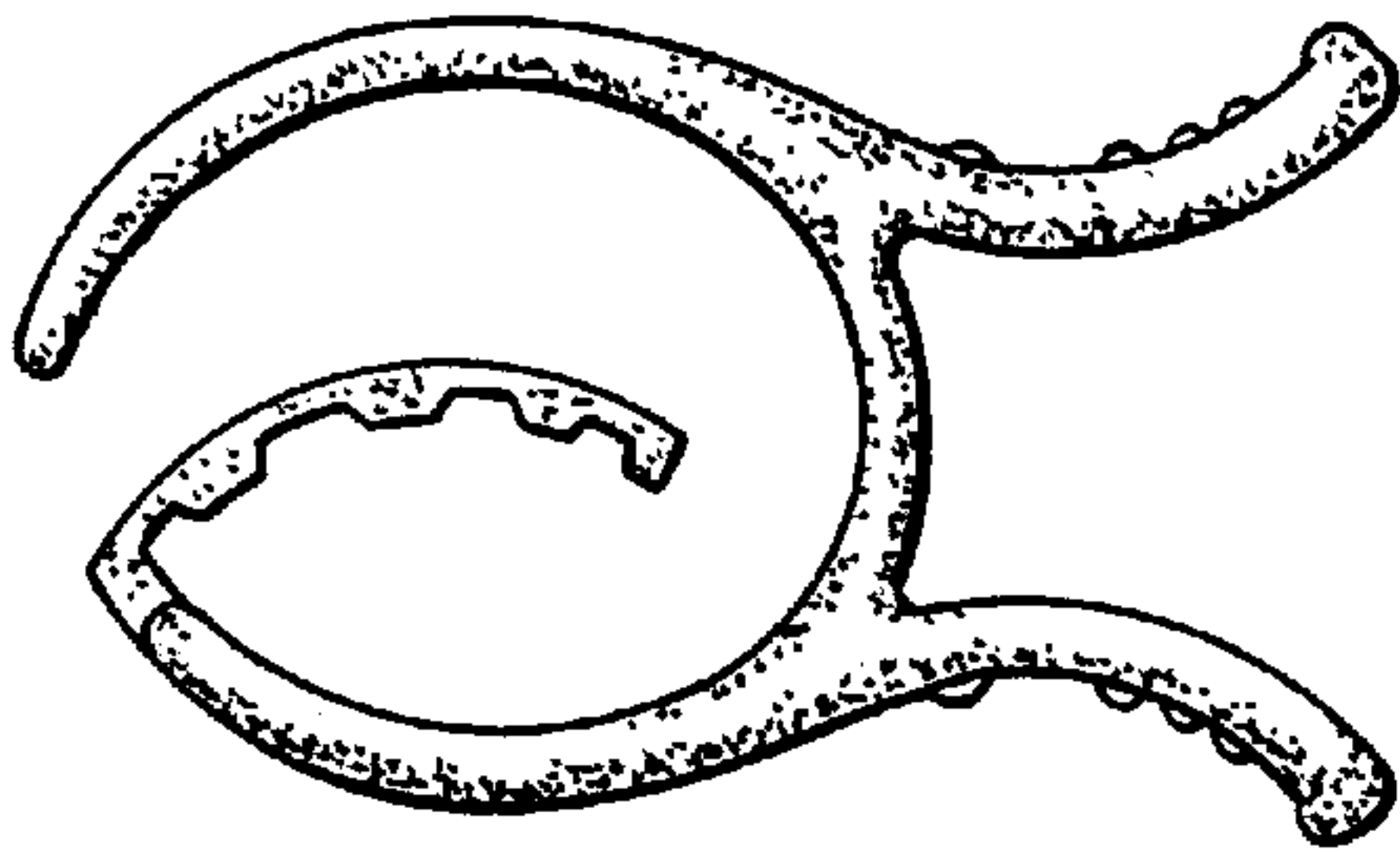


Fig. 3.

Fig. 4.




Fig. 5.

Fig. 6.