



US00D447556B1

(12) **United States Design Patent**
Clifton

(10) **Patent No.:** **US D447,556 S**

(45) **Date of Patent:** **** Sep. 4, 2001**

(54) **SHOWER MOUNTED DOUCHE APPARATUS**

5,304,116 4/1994 Cornelius 604/39
6,186,988 * 2/2001 Sabacinski et al. 604/289

(76) Inventor: **Gloria Clifton**, 662 Uniondale Ave.,
Uniondale, NY (US) 11553

* cited by examiner

(**) Term: **14 Years**

Primary Examiner—Ian Simmons

(74) *Attorney, Agent, or Firm*—Goldstein Law Offices P.C.

(21) Appl. No.: **29/125,475**

(57) **CLAIM**

(22) Filed: **Jun. 24, 2000**

The ornamental design for a shower mounted douche apparatus, as shown and described.

(51) **LOC (7) Cl.** **24-01**

DESCRIPTION

(52) **U.S. Cl.** **D24/108; D24/111**

(58) **Field of Search** D24/112, 108,
D24/111, 133; 604/279, 83, 275, 55, 85,
84, 280, 150, 289; 4/605, 615

FIG. 1 is a perspective view of a shower mounted douche apparatus showing my new design, with the tube shown broken for ease of illustration. The broken line showing is for illustrative purposes only and forms no part of the claimed design.

(56) **References Cited**

U.S. PATENT DOCUMENTS

D. 273,135	3/1984	Mestre	D24/60
D. 349,957	* 8/1994	Johnson	D24/111
2,849,256	* 8/1958	Kowal	604/85
3,921,635	11/1975	Gauthier	128/229
4,248,226	2/1981	Pitchford, Jr.	128/229
4,601,709	* 7/1986	Kabbaby	604/150
4,642,100	2/1987	Kabbaby	604/150
4,911,704	* 3/1990	Dixon	604/83
5,146,639	9/1992	Krause	4/567

FIG. 2 is a front elevational view thereof.

FIG. 3 is a rear elevational view thereof.

FIG. 4 is a left side elevational view thereof.

FIG. 5 is a right side elevational view thereof.

FIG. 6 is a top plan view of the shower mounted douche apparatus; and,

FIG. 7 is a bottom plan view thereof.

1 Claim, 4 Drawing Sheets

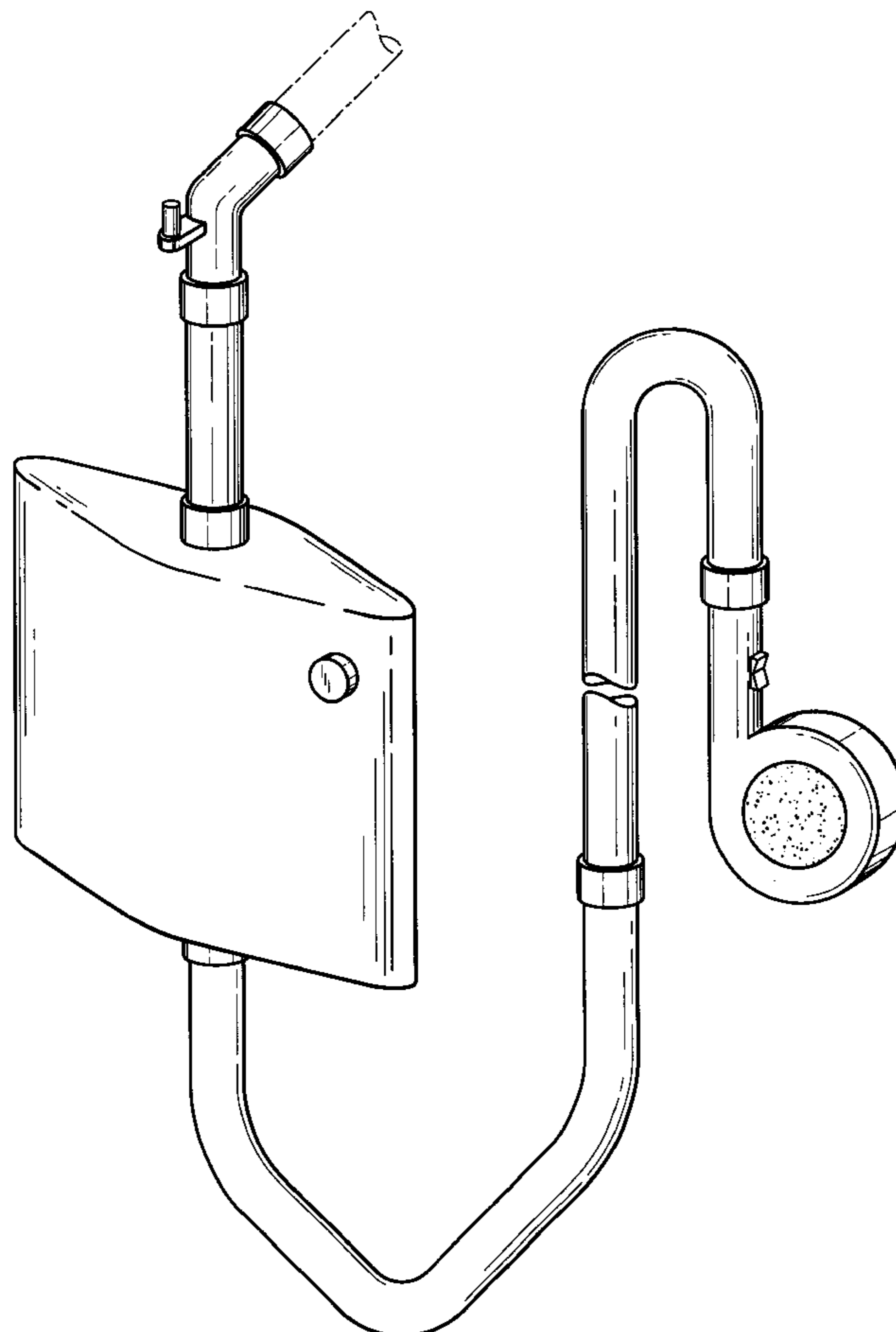
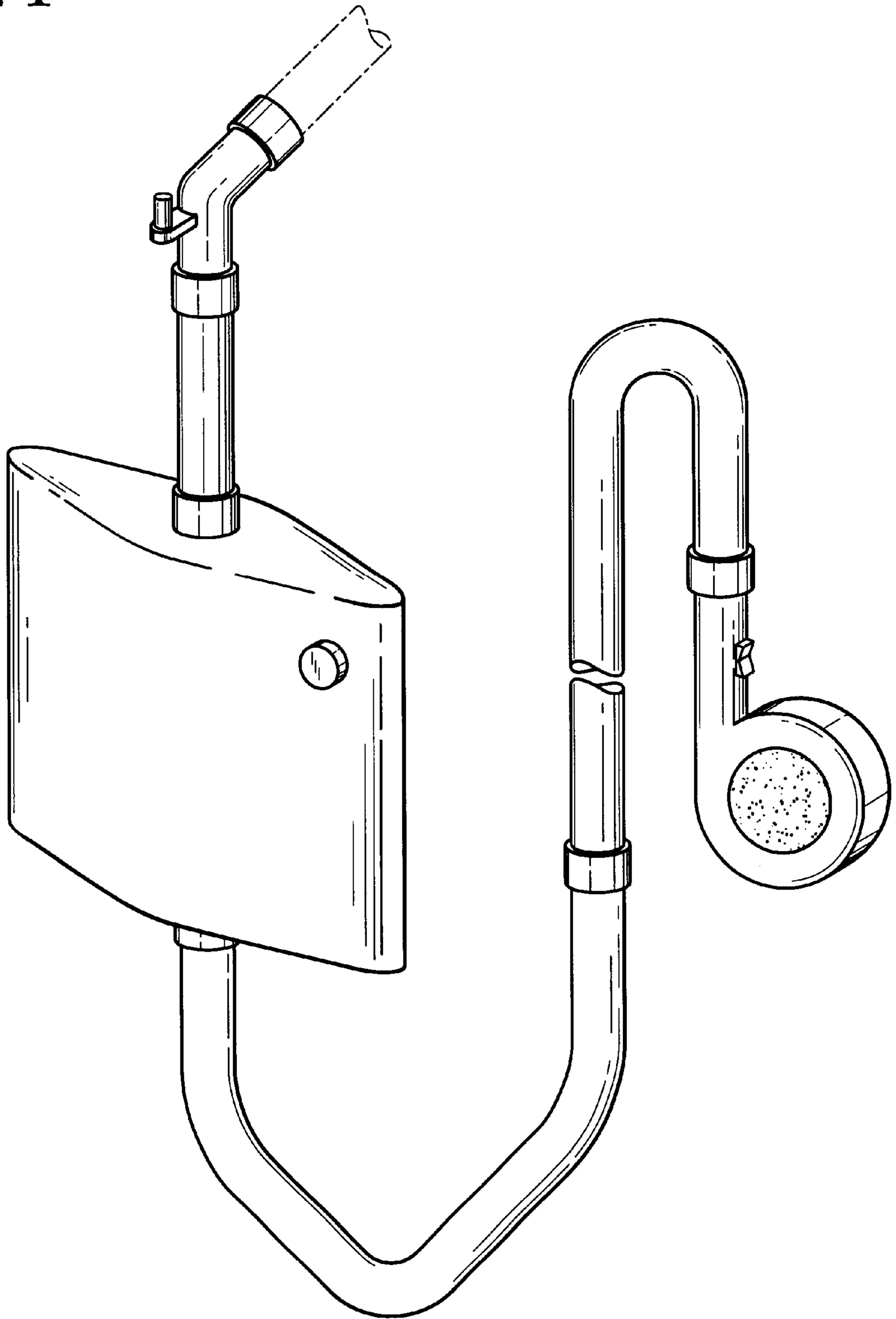


Fig. 1



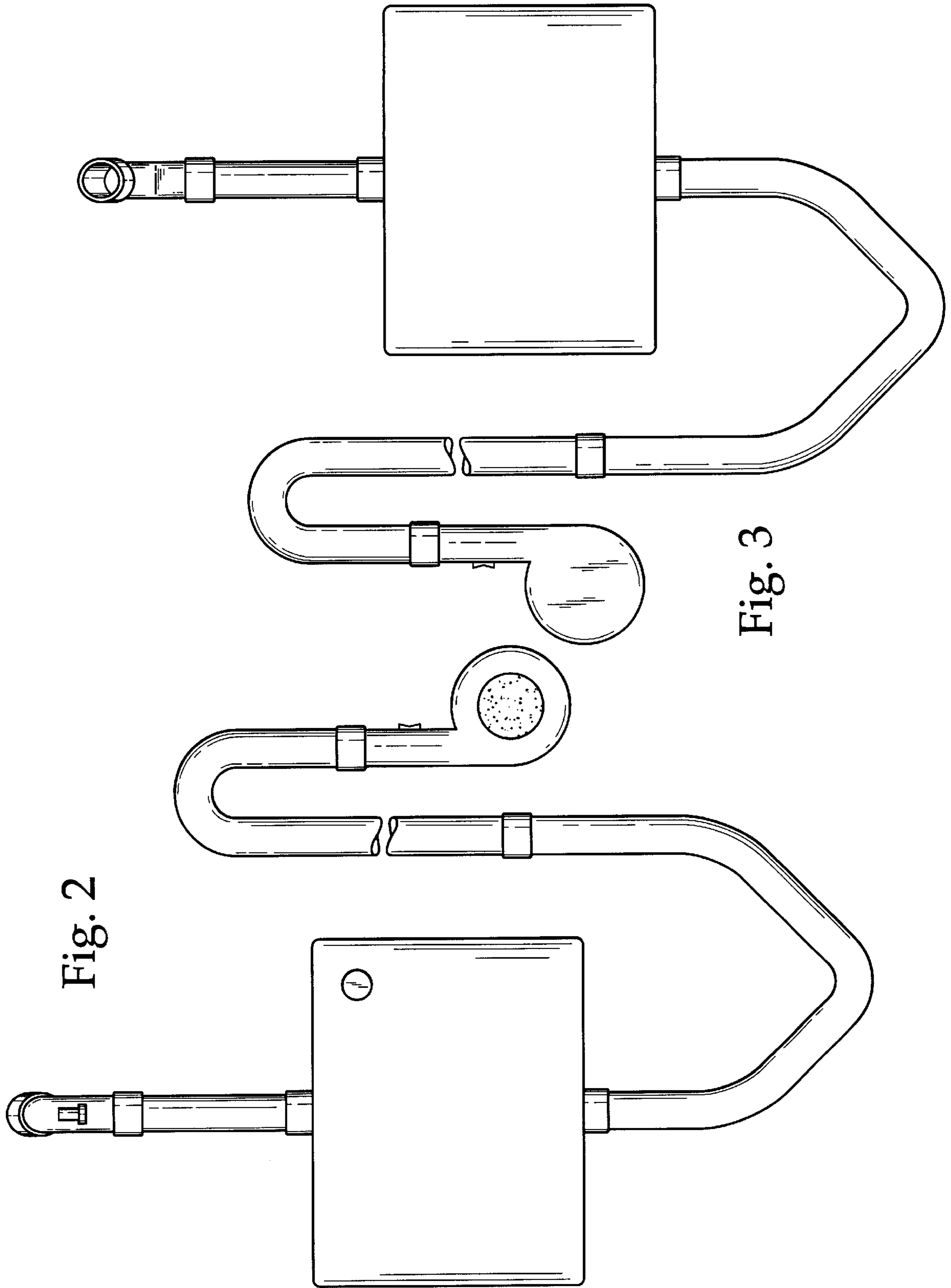


Fig. 2

Fig. 3

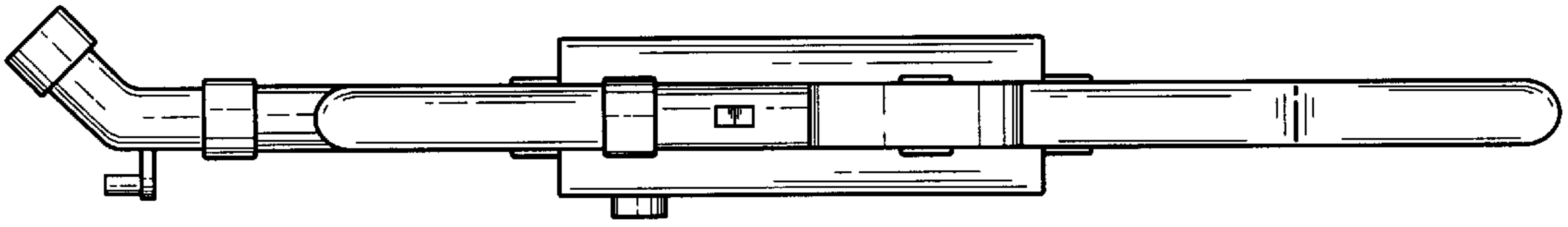


Fig. 5




Fig. 4

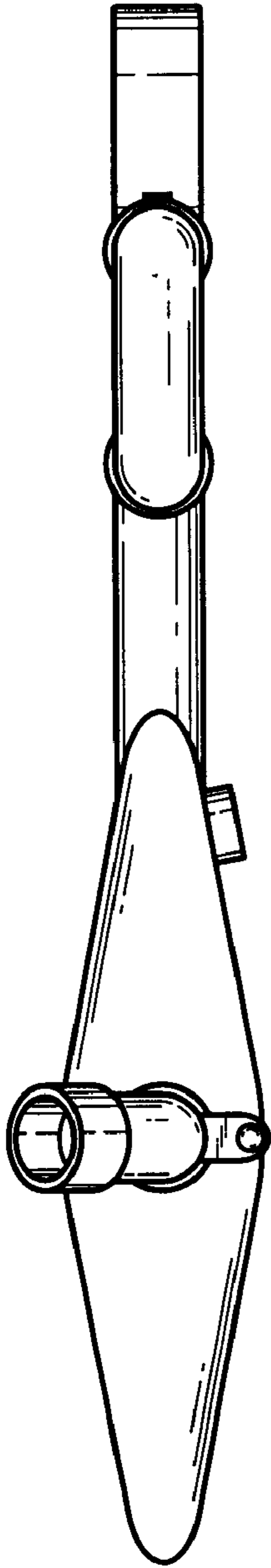


Fig. 6

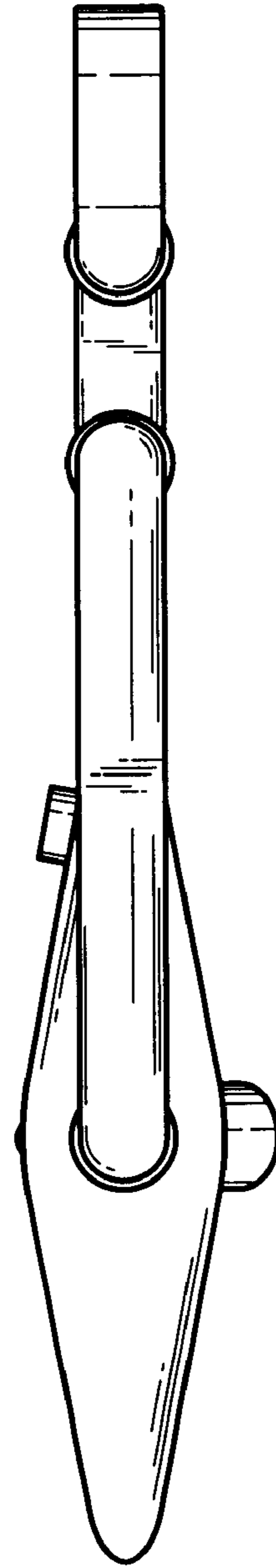


Fig. 7