



US00D447545B1

(12) **United States Design Patent**
Ng

(10) **Patent No.:** **US D447,545 S**

(45) **Date of Patent:** **** Sep. 4, 2001**

(54) **METAL PIPE**

5,996,645 * 12/1999 Hosokawa et al. 138/DIG. 11

(76) Inventor: **Hong Liang Ng**, 2744, Jalan Kulim,
Cherok To'kun, 14000 Bukit Mertajam
(MY)

* cited by examiner

Primary Examiner—Robin V. Taylor
(74) *Attorney, Agent, or Firm*—Merchant & Gould P.C.

(**) Term: **14 Years**

(57) **CLAIM**

(21) Appl. No.: **29/119,809**

The ornamental design for metal pipe, as shown and described.

(22) Filed: **Mar. 7, 2000**

DESCRIPTION

(51) **LOC (7) Cl.** **23-01**

(52) **U.S. Cl.** **D23/266**

(58) **Field of Search** D23/266, 267;
138/121, 122, 118, 134, 128, 118.1, DIG. 11;
285/424

FIG. 1 is a top plan view of a metal pipe illustrating my design;

FIG. 2 is a bottom plan view of a metal pipe illustrating my design;

FIG. 3 is a front view of a metal pipe illustrating my design, with the back view being a mirror image thereof;

FIG. 4 is a side view of a metal pipe illustrating my design, with the other side being the same;

FIG. 5 is a left side perspective of a metal pipe illustrating my design; and,

FIG. 6 is a right side perspective of a metal pipe illustrating my design.

The claimed design has indeterminate length.

(56) **References Cited**

U.S. PATENT DOCUMENTS

D. 10,632	*	4/1878	Starr	D23/266
D. 210,286	*	2/1968	Venema	D23/266
2,750,211	*	6/1956	Curtis	285/424
3,512,805	*	5/1970	Glatz	285/424
4,710,736	*	12/1987	Stidwell	138/121
4,727,908	*	3/1988	Forster	138/118
5,085,241	*	2/1992	Popelka et al.	138/121

1 Claim, 6 Drawing Sheets

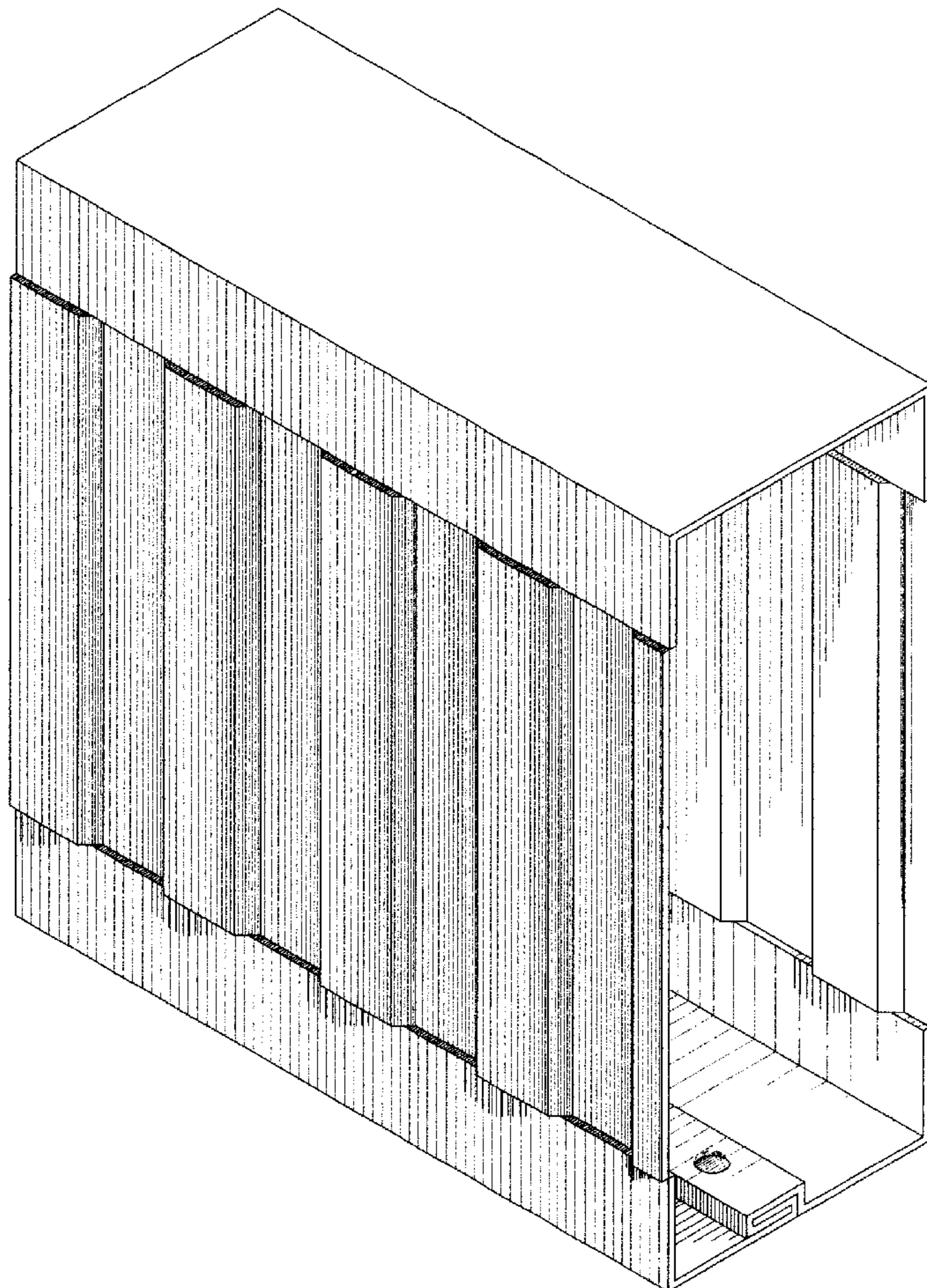


FIG 1




FIG 2




FIG 3




FIG 4




FIG 5

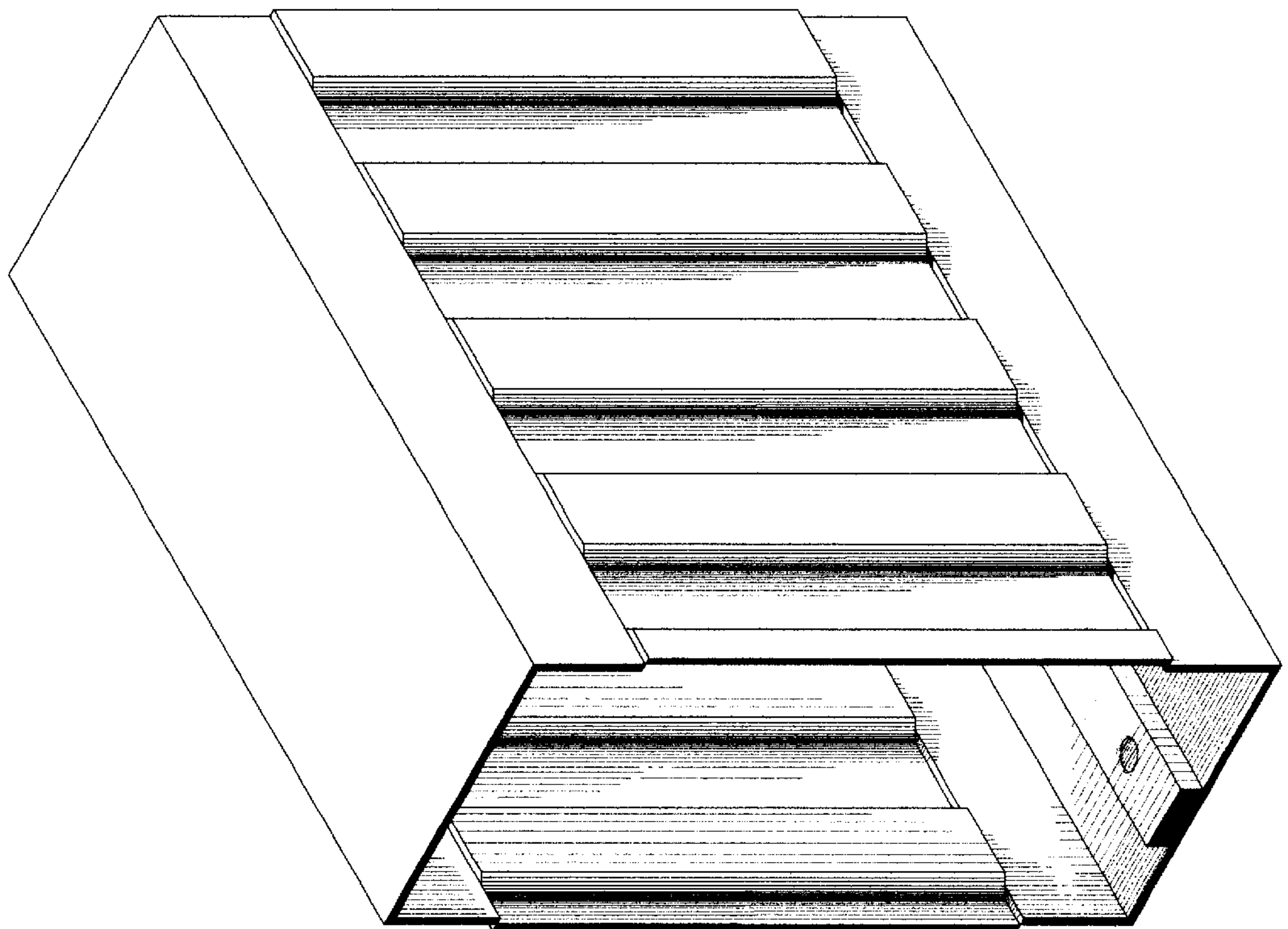


FIG 6

