



US00D447530B1

(12) **United States Design Patent**
Hidalgo

(10) **Patent No.:** **US D447,530 S**

(45) **Date of Patent:** **** Sep. 4, 2001**

(54) **GOLF CLUB SUPPORT AND LOCATION DEVICE**

(76) Inventor: **Brandon Joseph Hidalgo**, 1525
Maplewood Dr., Harvey, LA (US)
70058

(**) Term: **14 Years**

(21) Appl. No.: **29/126,720**

(22) Filed: **Jul. 21, 2000**

(51) **LOC (7) Cl.** **21-02**

(52) **U.S. Cl.** **D21/796; D21/793**

(58) **Field of Search** **D21/789, 796;**
473/282, 287, 409; 206/315.2, 315.7; D6/552,
417

(56) **References Cited**

U.S. PATENT DOCUMENTS

D. 318,090	*	7/1991	Bahns	D21/796
D. 351,444		10/1994	Hunter .	
D. 360,248		7/1995	Wright .	
D. 360,451		7/1995	Levocz et al. .	
D. 363,849		11/1995	Bruns et al. .	
D. 371,590		7/1996	Ludwig .	
D. 377,511		1/1997	Glennon .	
D. 400,611		11/1998	Schoenbeck .	
D. 400,612		11/1998	Rubin .	
D. 407,774	*	4/1999	Weiss	D21/796
D. 418,186		12/1999	Canterbury .	
4,545,579		10/1985	McCain .	

5,127,530	7/1992	Ortuno .
5,230,507	7/1993	White et al. .
5,285,990	2/1994	Engel .
5,467,980	11/1995	Weisenstein .
5,474,191	12/1995	Bergeron et al. .
5,636,754	6/1997	Ennis .
5,782,704	7/1998	Tetler et al. .
5,820,479	10/1998	Cline et al. .
5,873,471	2/1999	Ruggeri .

* cited by examiner

Primary Examiner—Mitchell Siegel

(74) *Attorney, Agent, or Firm*—E. Eugene Thigpen

(57) **CLAIM**

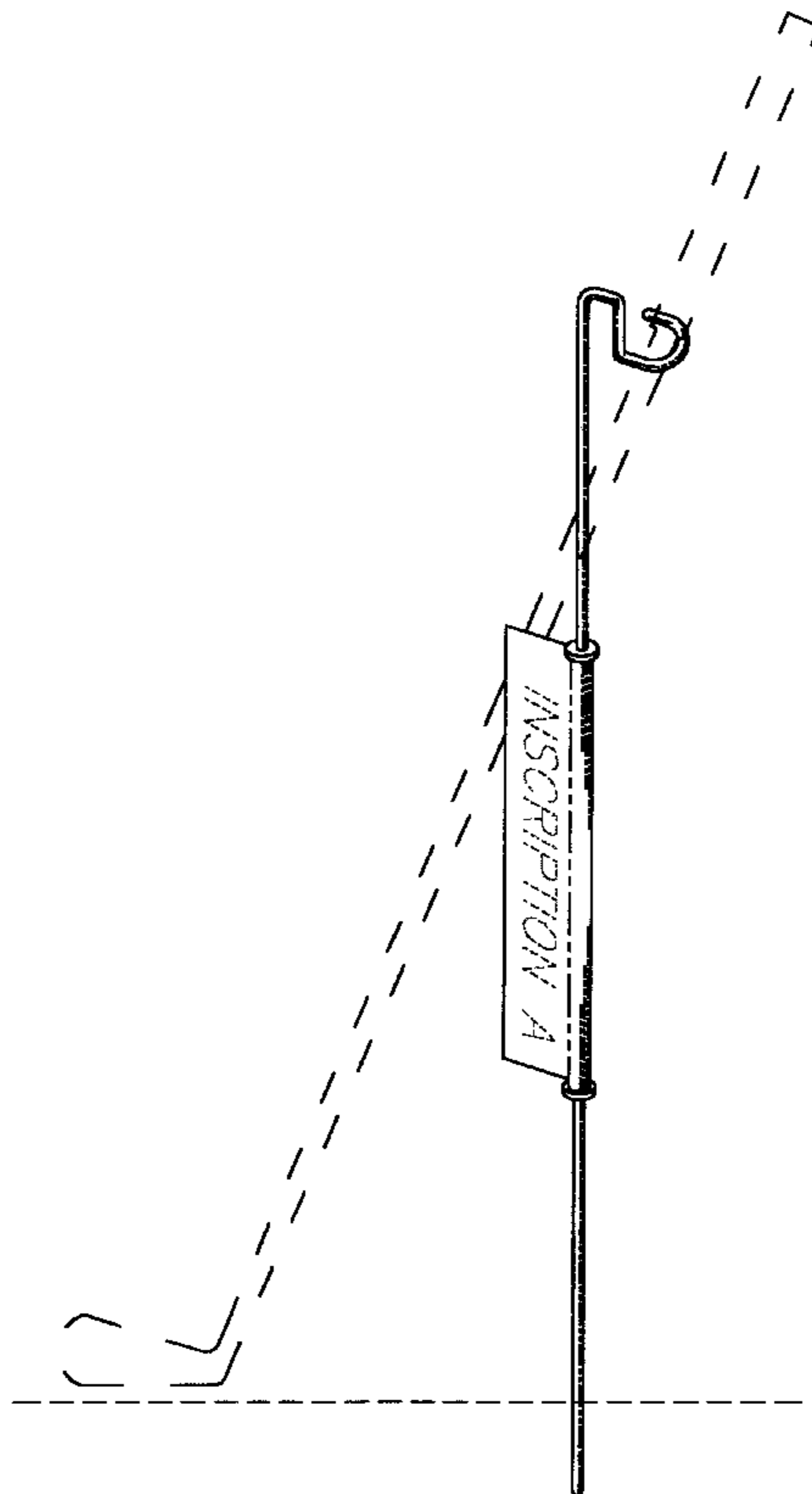
The ornamental design for a golf club support and location device, as shown and described.

DESCRIPTION

FIG. 1 is a perspective view of a golf club support and location device showing my new design.
FIG. 2 is a front elevational view thereof;
FIG. 3 is a right elevational view thereof;
FIG. 4 is a left elevational view thereof;
FIG. 5 is a rear elevational view thereof;
FIG. 6 is a top plan view thereof; and,
FIG. 7 is a bottom plan view thereof.

The broken line showing the golf club and inscription on either side of the flag are for illustrative purposes only and form no part of the claimed design.

1 Claim, 2 Drawing Sheets



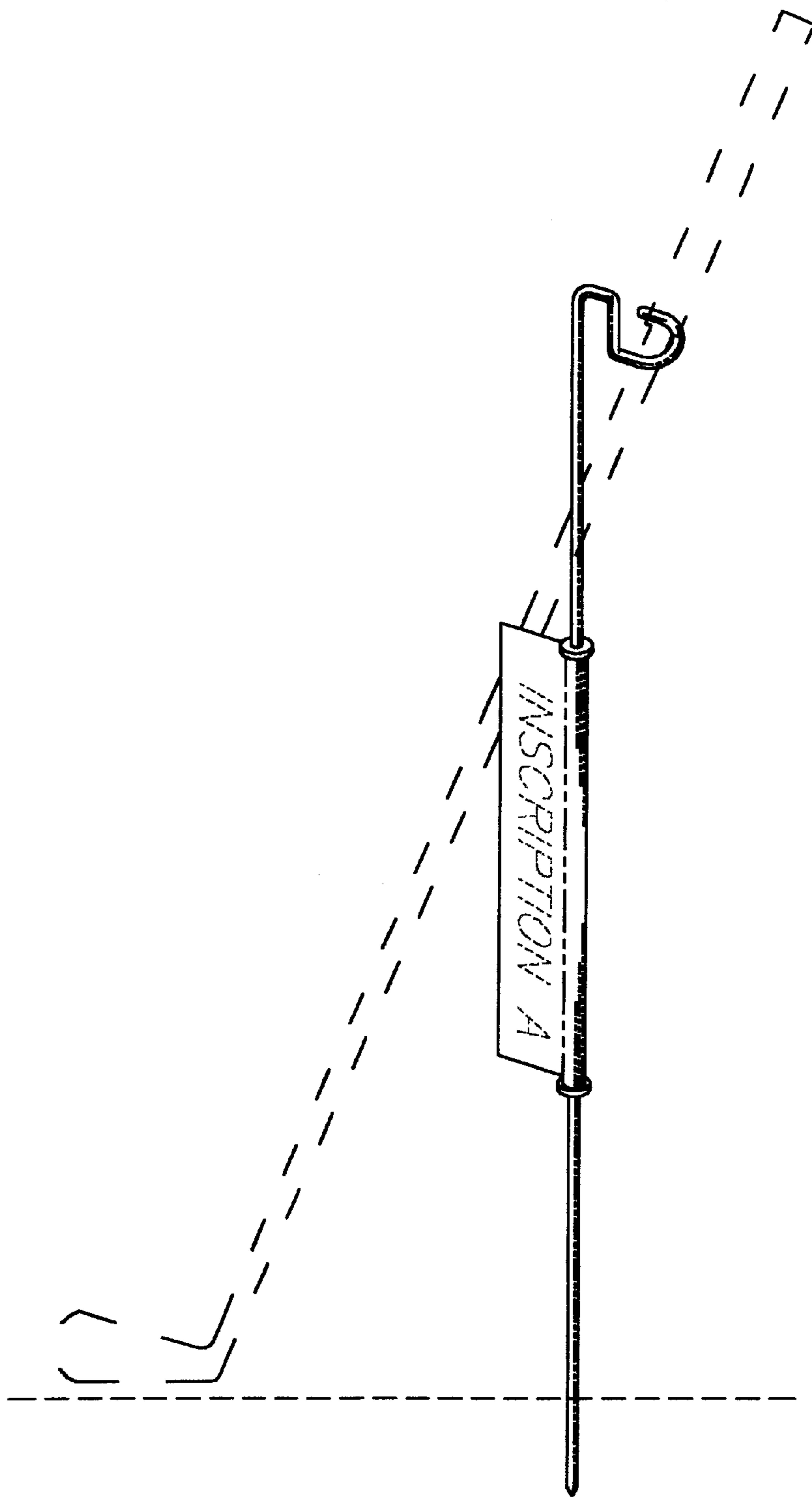


FIG. 1

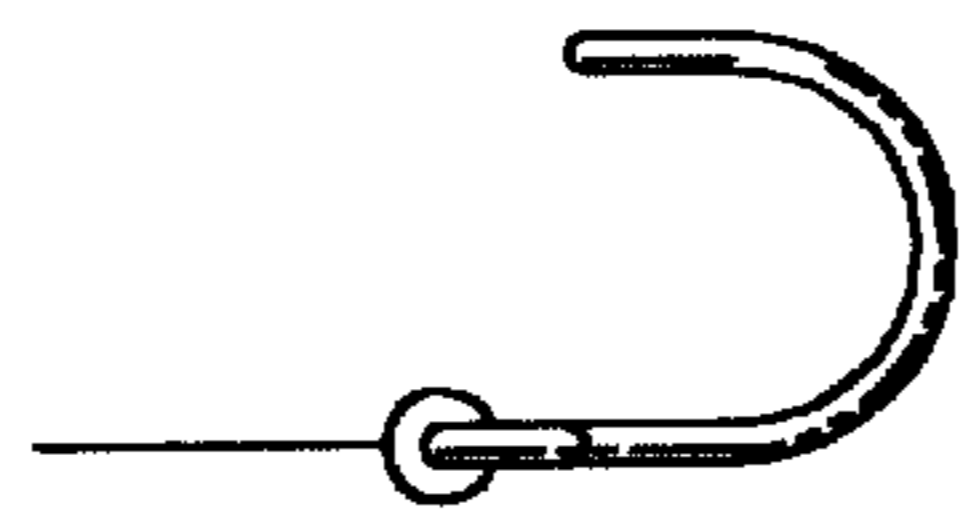


FIG. 6




FIG. 4

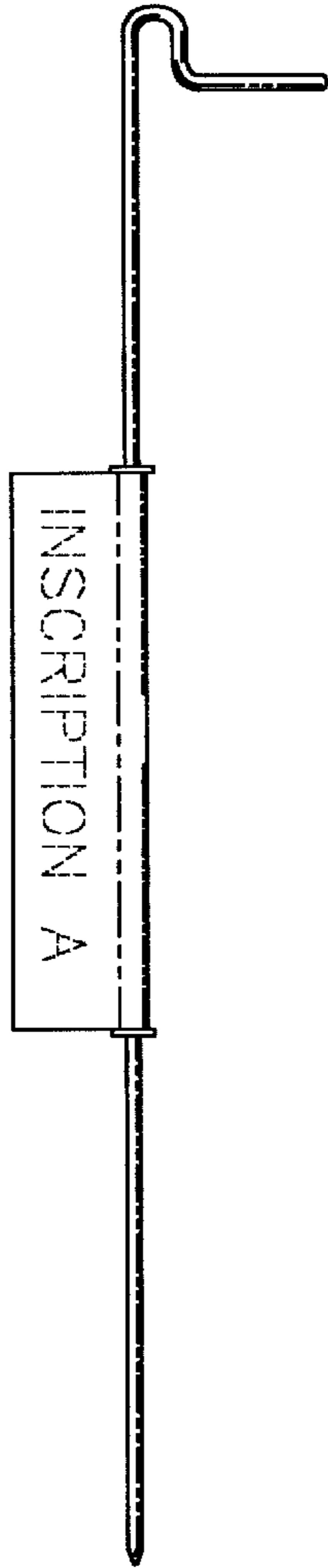


FIG. 2



FIG. 3

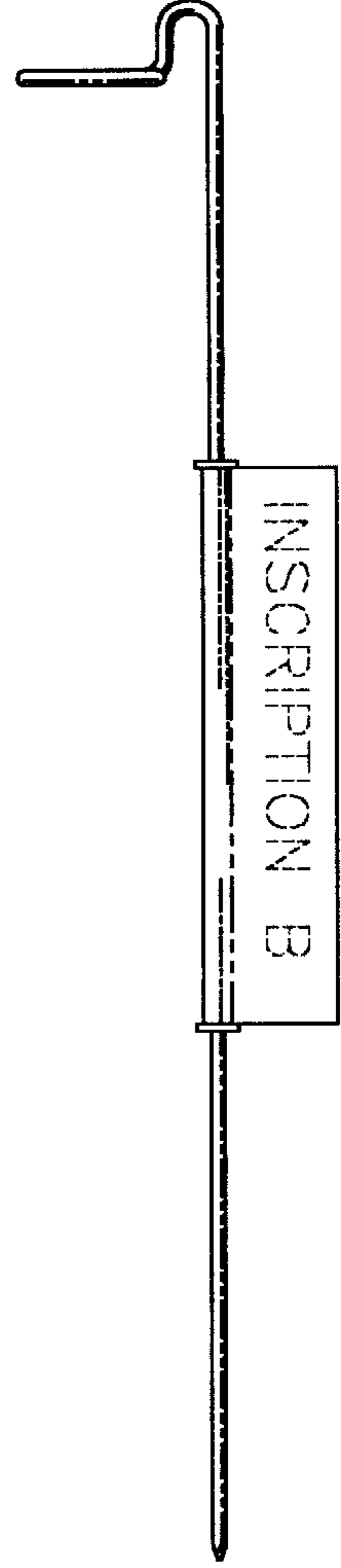


FIG. 5

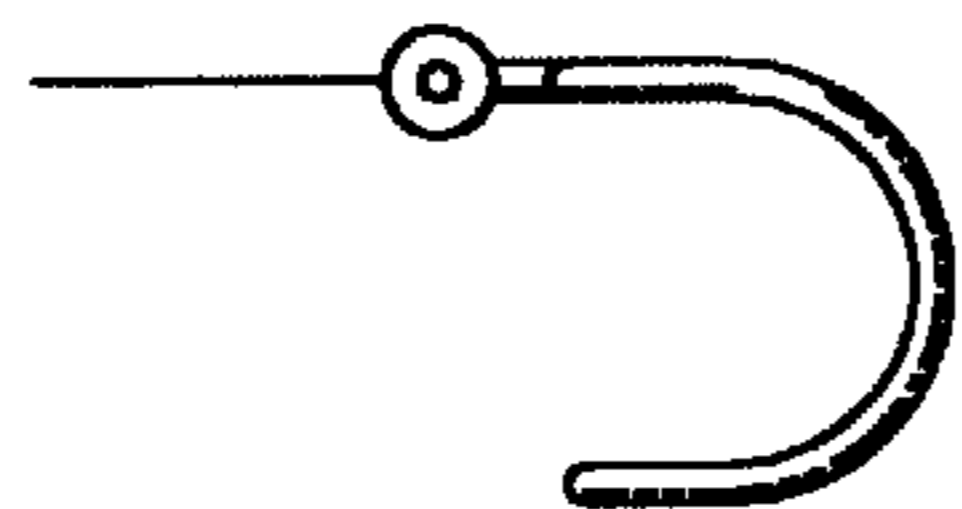


FIG. 7