



US00D447511B1

(12) **United States Design Patent**
Kimura et al.

(10) **Patent No.:** **US D447,511 S**

(45) **Date of Patent:** **** Sep. 4, 2001**

(54) **IMAGE FORMING DEVICE FOR PRINTER**

D. 377,662 * 1/1997 Ootani et al. D18/43
D. 423,559 4/2000 Suzuki et al. D18/40

(75) Inventors: **Shinji Kimura**, Kani; **Makoto Ishii**,
Nagoya; **Yasutake Yamaguchi**, Chiryu,
all of (JP)

* cited by examiner

(73) Assignee: **Brother Industries, Ltd.**, Nagoya (JP)

Primary Examiner—Caron D. Veynar

(74) *Attorney, Agent, or Firm*—Oliff & Berridge, PLC

(**) Term: **14 Years**

(57) **CLAIM**

(21) Appl. No.: **29/132,178**

The ornamental design for image forming device for printer,
as shown and described.

(22) Filed: **Nov. 6, 2000**

DESCRIPTION

(51) **LOC (7) Cl.** **16-03**

(52) **U.S. Cl.** **D18/40**

(58) **Field of Search** D18/40, 43, 56;
399/24-27, 31, 119-123, 130, 134, 262;
222/DIG. 1

FIG. 1 is a top view of an image forming device for printer;
FIG. 2 is a front view thereof;
FIG. 3 is a left side view thereof;
FIG. 4 is a right side view thereof;
FIG. 5 is a bottom view thereof;
FIG. 6 is a rear view thereof; and,
FIG. 7 is a perspective view thereof.

(56) **References Cited**

The broken line showing forms no part of the claimed
design.

U.S. PATENT DOCUMENTS

D. 362,014 * 9/1995 Ishibashi et al. D18/43
D. 374,455 * 10/1996 Senshiki D18/43

1 Claim, 3 Drawing Sheets

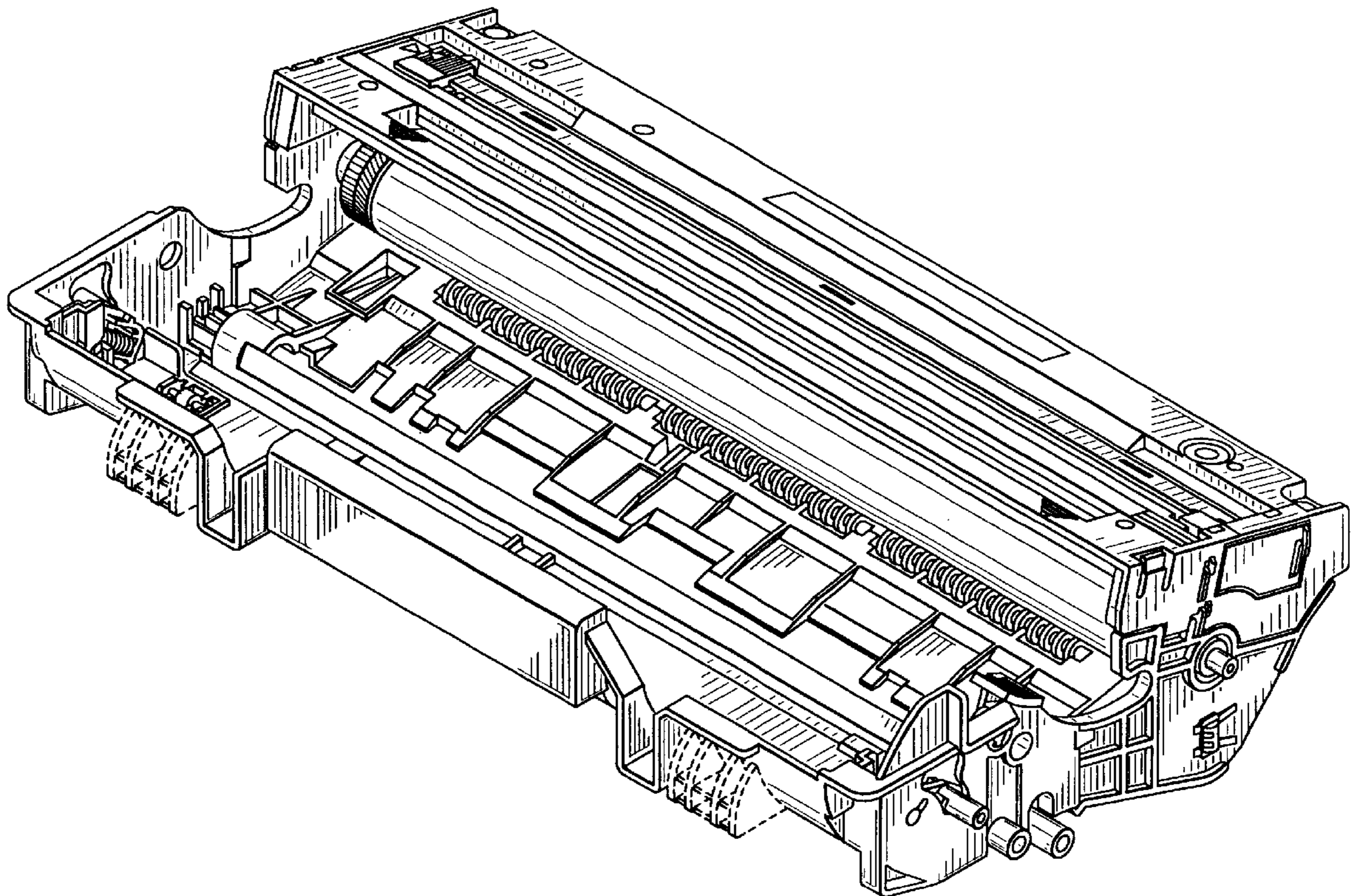


FIG. 1

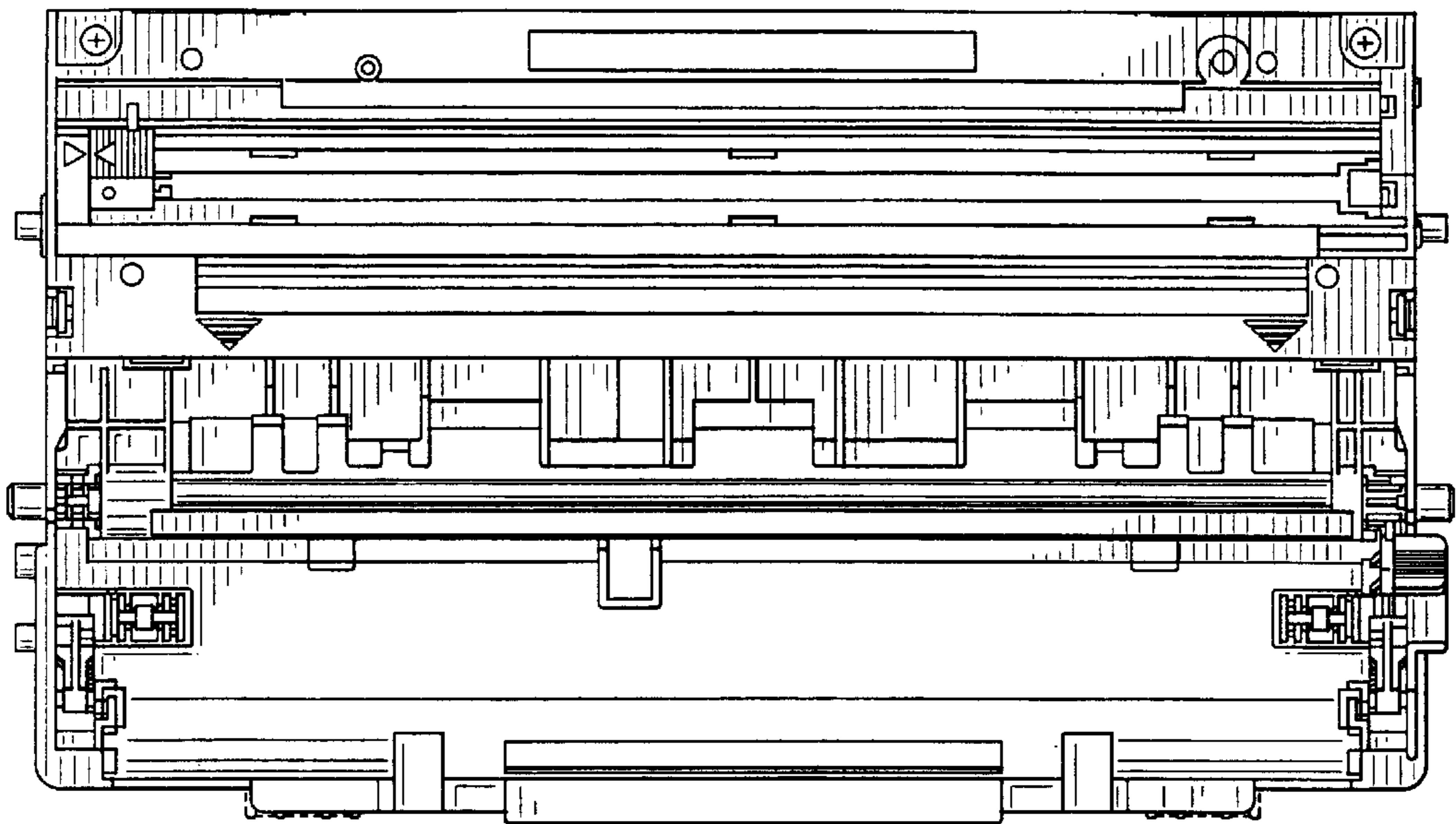


FIG. 2

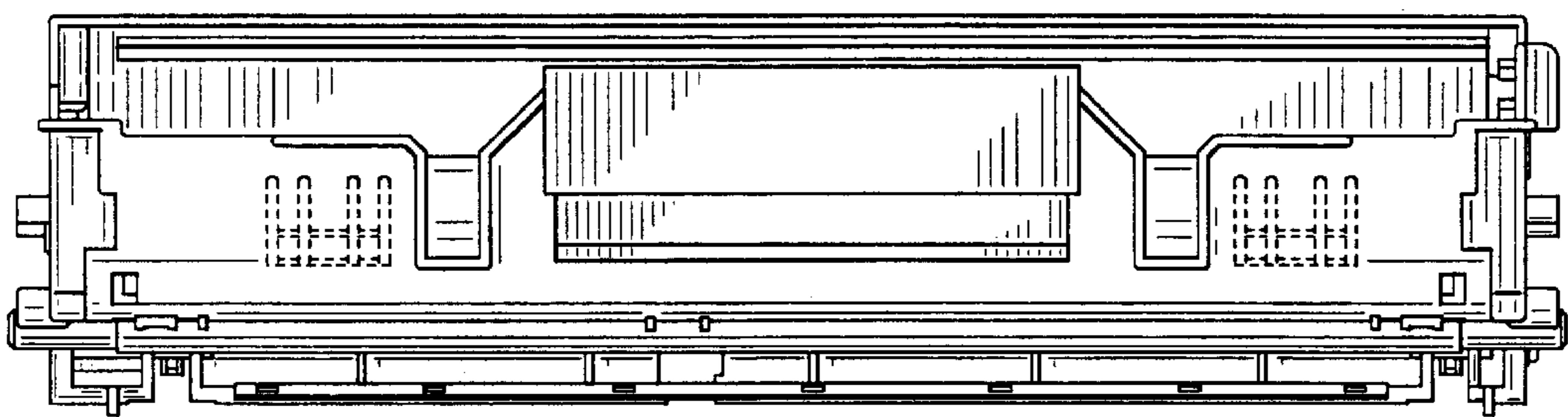


FIG. 3




FIG. 4




FIG. 5

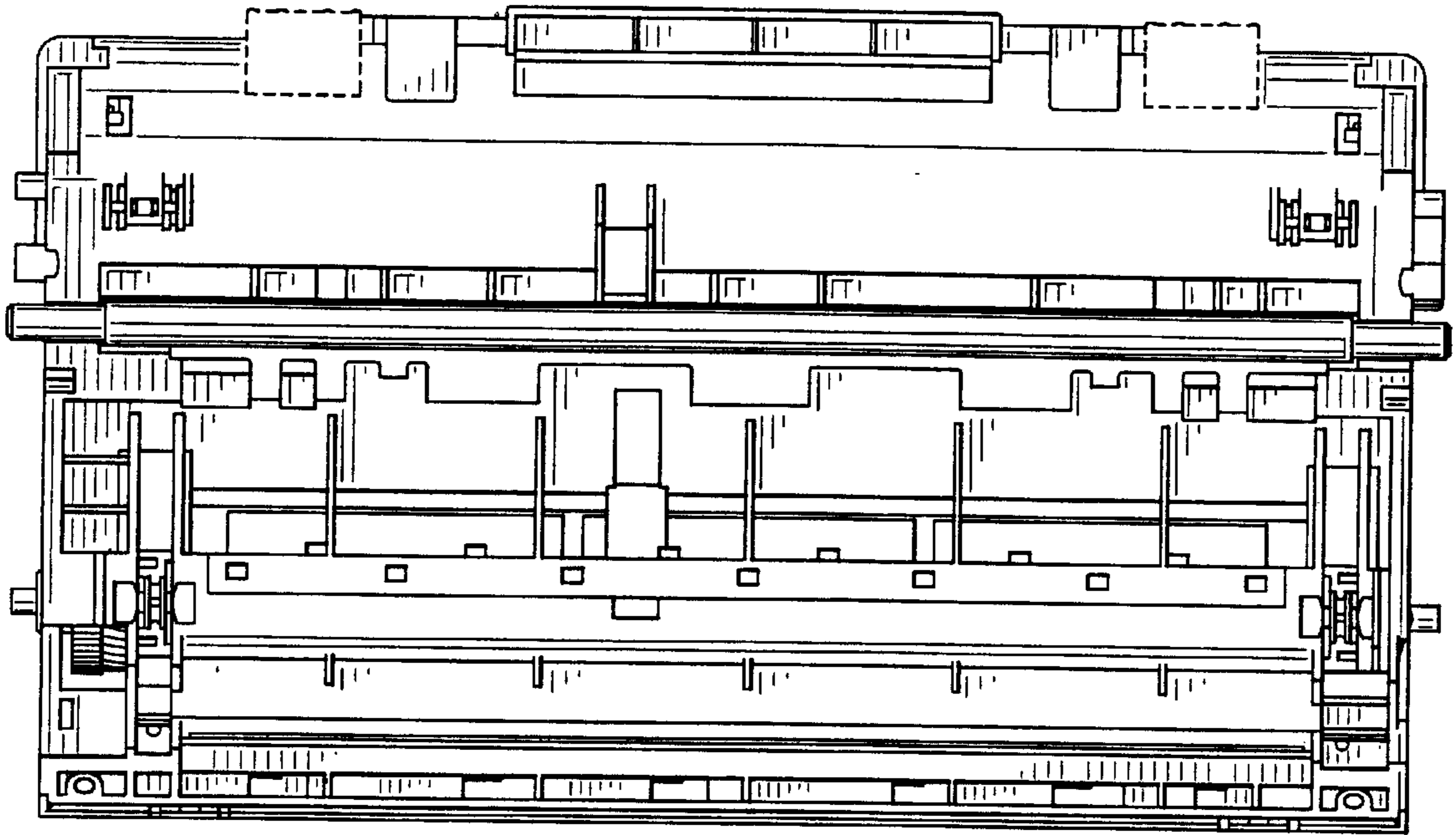


FIG. 6

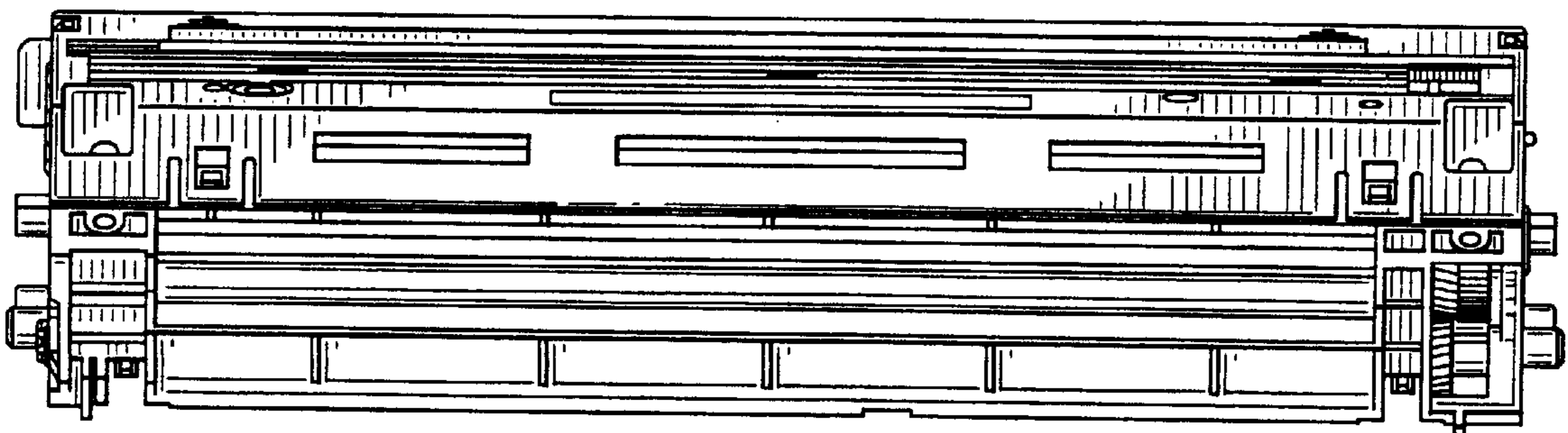


FIG. 7

