



US00D447483B1

(12) **United States Design Patent**  
**Wu**

(10) **Patent No.:** **US D447,483 S**

(45) **Date of Patent:** **\*\* Sep. 4, 2001**

(54) **STACKABLE RACK SERVER**

(76) Inventor: **Jeff Wu**, 22771 Tindaya, Mission Viejo, CA (US) 92692

(\*\*) Term: **14 Years**

(21) Appl. No.: **29/119,203**

(22) Filed: **Feb. 24, 2000**

(51) **LOC (7) Cl.** ..... **14-02**

(52) **U.S. Cl.** ..... **D14/441; D14/313**

(58) **Field of Search** ..... **D14/441-446, D14/257, 439, 313; D13/162, 184, 199; 312/223.2; 361/680-686**

(56) **References Cited**

**U.S. PATENT DOCUMENTS**

D. 231,464	*	4/1974	Dalke	.....	D14/313
D. 264,843	*	6/1982	Karas et al.	.....	D14/313
D. 304,937	*	12/1989	Sakuta	.....	D14/313
D. 329,641	*	9/1992	Goff	.....	D14/313
D. 334,176	*	3/1993	Steinbugler	.....	D14/313
D. 356,295		3/1995	Shoda et al.	.	
D. 371,768		7/1996	Kammergard et al.	.	
D. 373,994		9/1996	Kammergard et al.	.	
D. 373,995		9/1996	Kammergard et al.	.	
D. 375,724		11/1996	Kammergard et al.	.	
D. 379,623		6/1997	Wu	.	
D. 380,211	*	6/1997	Aderman et al.	.....	D14/445
D. 384,329		9/1997	Kammergard et al.	.	
D. 394,431	*	5/1998	Dow et al.	.....	D14/441
D. 409,171	*	5/1999	Wu	.....	D14/439

(List continued on next page.)

**OTHER PUBLICATIONS**

- Commercial & Industrial Design Company Products Catalog—1993.
- Mega Drive Enterprise Storage System brochure 1995.
- Storage Works Products brochure—1995.
- Computer Technology Review—“How RAID Works with HSM”—Fall/Winter '94.

Computer Technology Review—“What to Look for in a RAID-Ready Enclosure”—Winter/Spring '95.  
 Computer Technology—“Is RAID Ready for Prime Time?”—Fall/Winter '94.

\* cited by examiner

*Primary Examiner*—Freda Nunn

(74) *Attorney, Agent, or Firm*—Knobbe, Martens, Olson & Bear, LLP

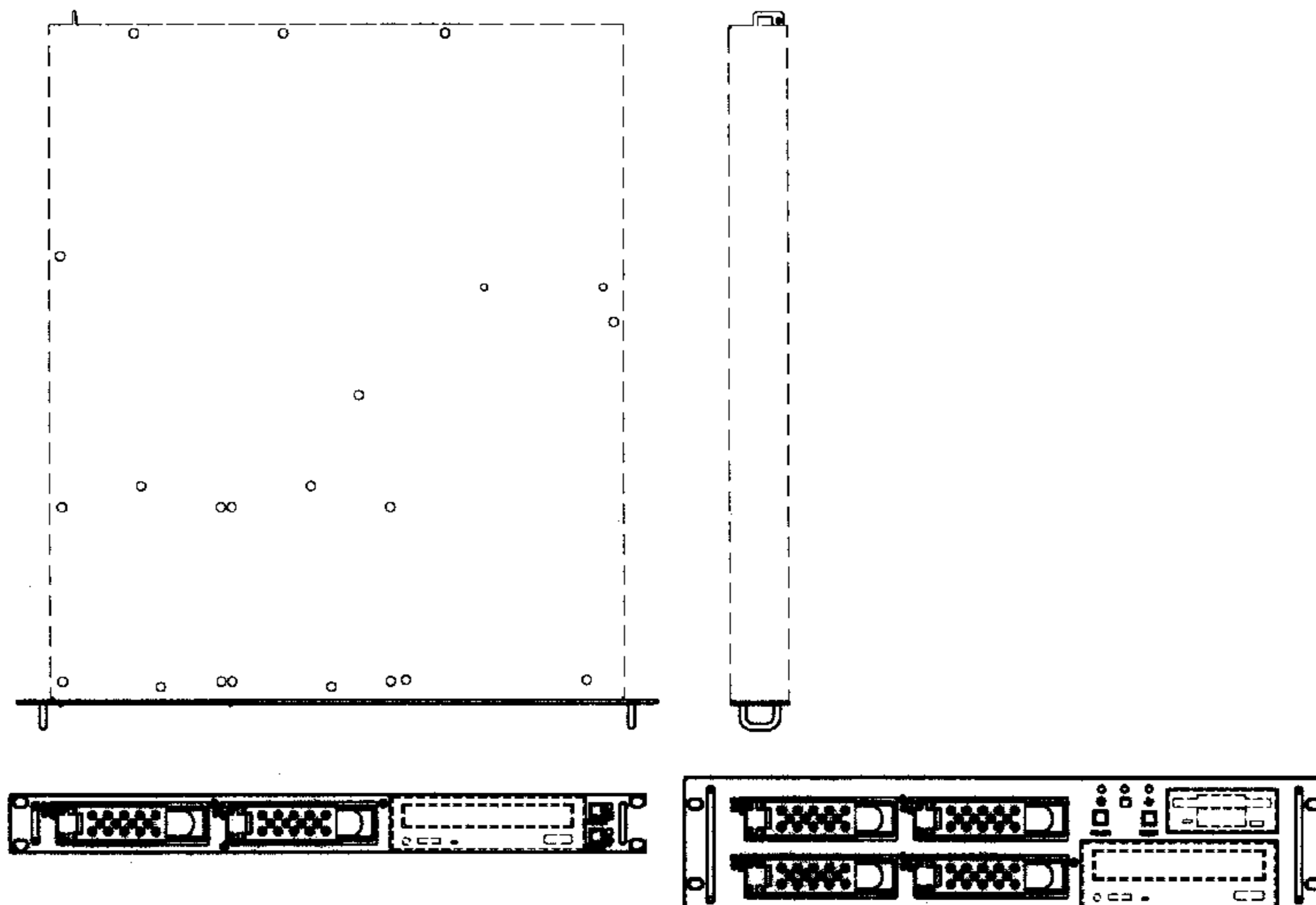
(57) **CLAIM**

The ornamental design for a stackable rack server, as shown and described.

**DESCRIPTION**

FIG. 1 is a top plan view of the stackable rack server in accordance with the claimed design;  
 FIG. 2 is a rear elevation view of the stackable rack server in accordance with the claimed design of FIG. 1;  
 FIG. 3 is a front elevation view of the stackable rack server in accordance with the claimed design of FIG. 1;  
 FIG. 4 left side elevation view of the stackable rack server in accordance with the claimed design of FIG. 1;  
 FIG. 5 is a right side elevation view of the stackable rack server in accordance with the claimed design of FIG. 1;  
 FIG. 6 is a bottom plan view of the stackable rack server in accordance with the claimed design of FIG. 1;  
 FIG. 7 is a top plan view of an alternative embodiment of the stackable rack server in accordance with the claimed design;  
 FIG. 8 is rear elevation view of the stackable rack server of FIG. 7;  
 FIG. 9 is front elevation view of the stackable rack server of FIG. 7;  
 FIG. 10 is left side elevation view of the stackable rack server of FIG. 7;  
 FIG. 11 is right side elevation view of the stackable rack server of FIG. 7; and,  
 FIG. 12 is bottom plan view of the stackable rack server of FIG. 7.

**1 Claim, 2 Drawing Sheets**



# US D447,483 S

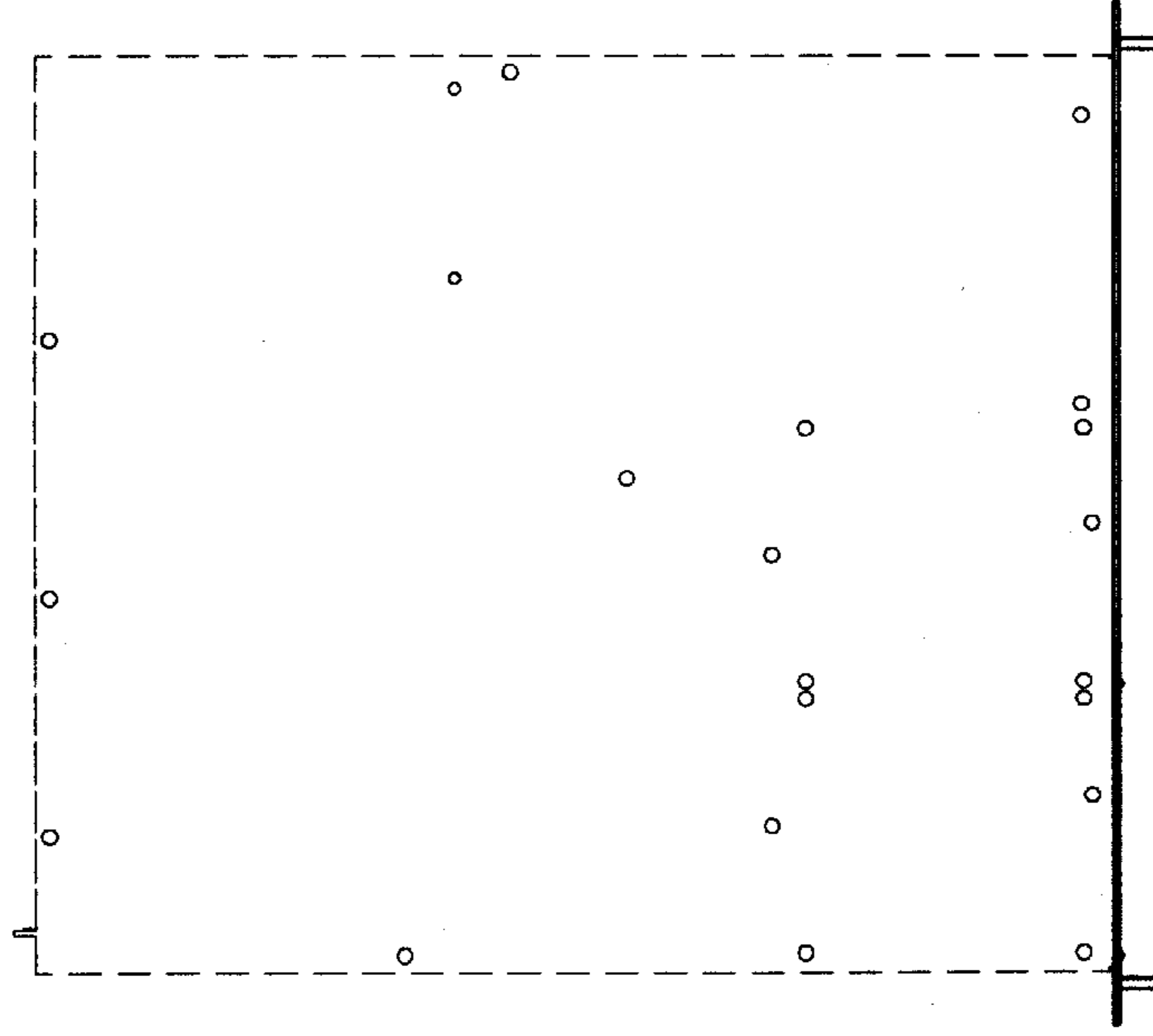
Page 2

---

U.S. PATENT DOCUMENTS					
			4,950,178	8/1990	Harvey et al. .
			4,964,017	10/1990	Jindrick et al. .
D. 415,129	10/1999	Wu .	4,979,909	12/1990	Andrews et al. .
4,717,982	1/1988	Toreson et al. .	5,211,459	5/1993	Wu .
4,754,397	6/1988	Varaiya et al. .	5,227,957	7/1993	Deters .
4,941,841	7/1990	Darden et al. .	5,277,615	1/1994	Hastings et al. .
			5,737,189	4/1998	Kammersgard et al. .



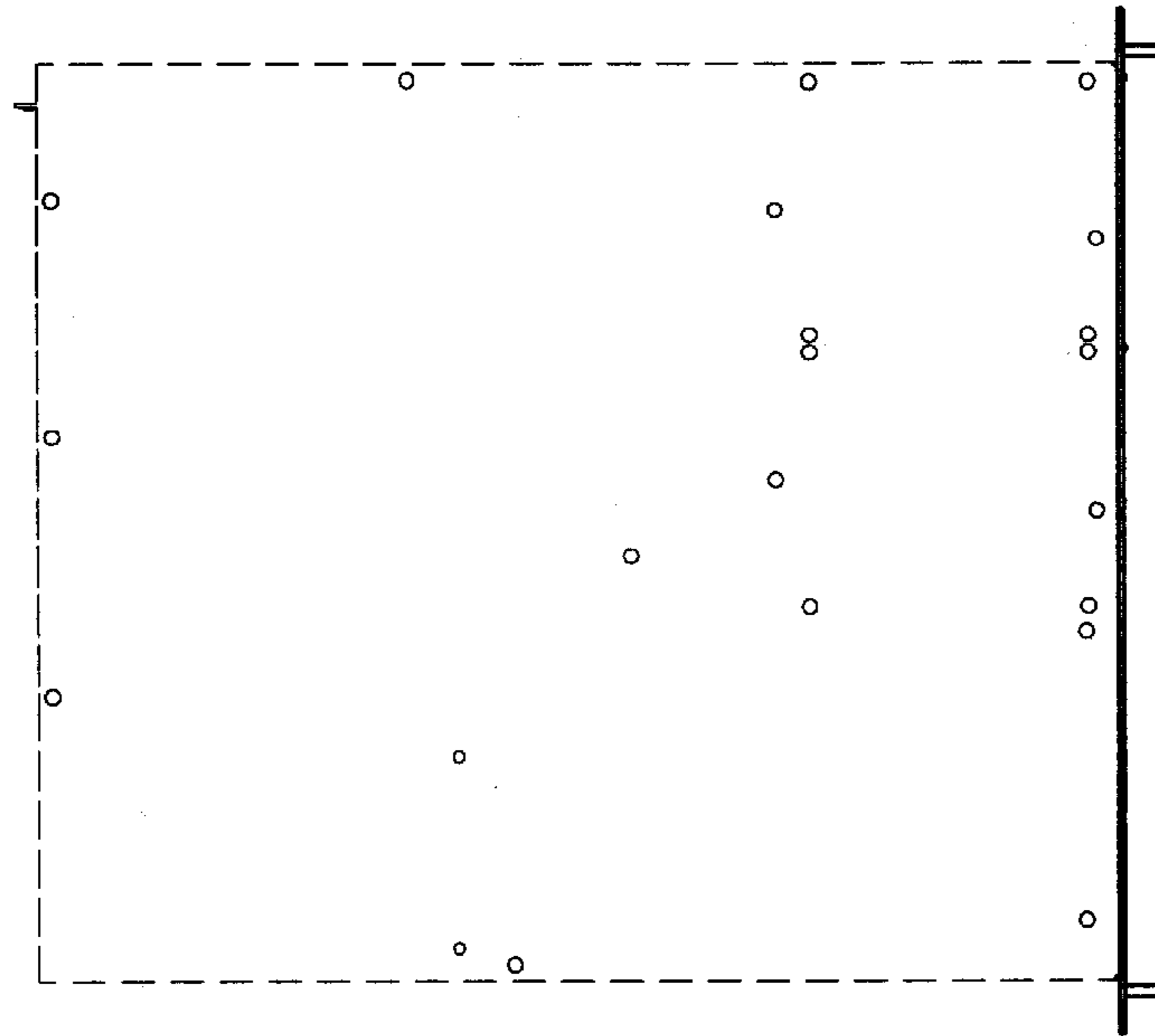
**FIG. 2**



**FIG. 1**



**FIG. 4**




**FIG. 6**



**FIG. 5**



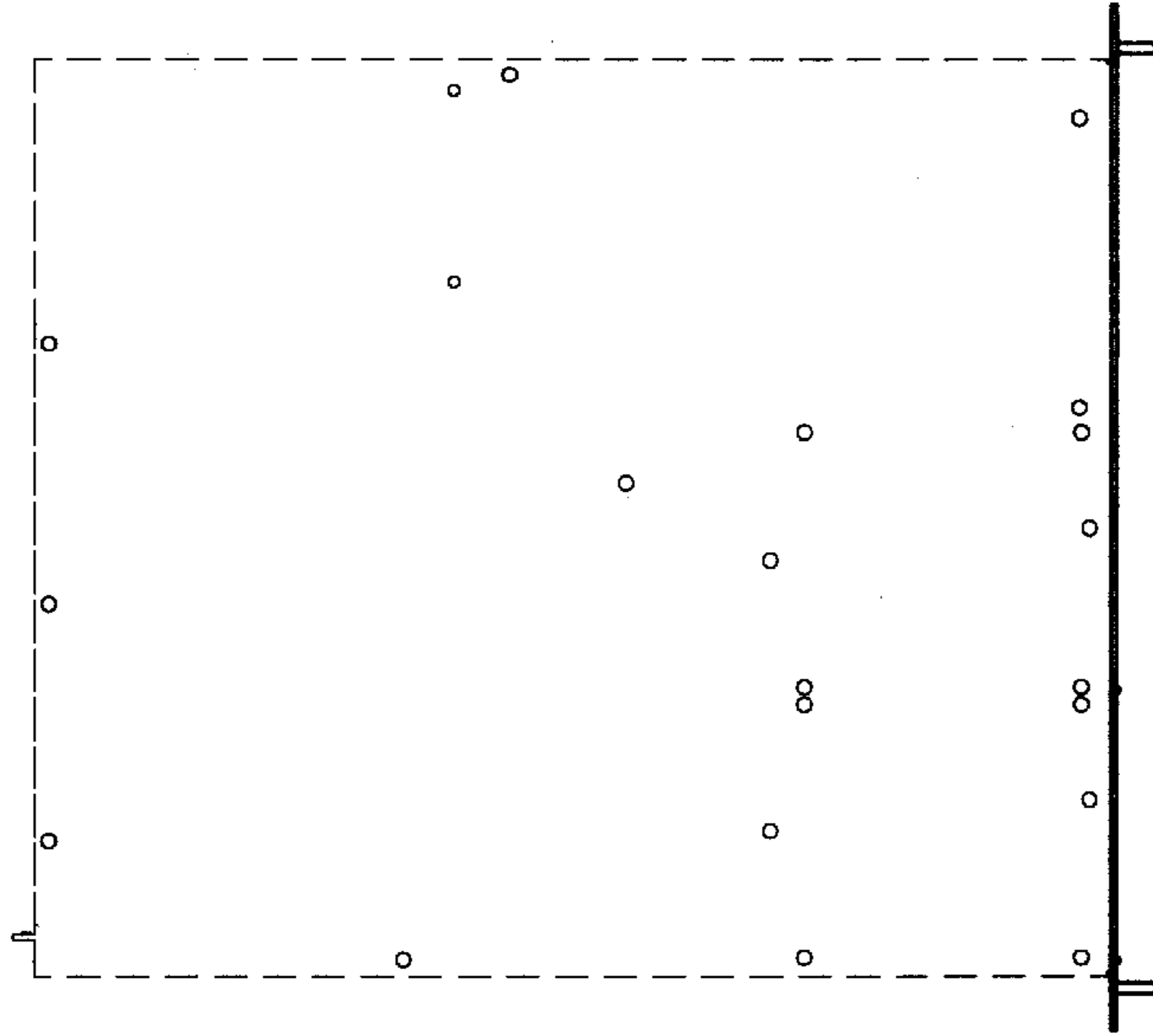
**FIG. 3**



**FIG. 8**



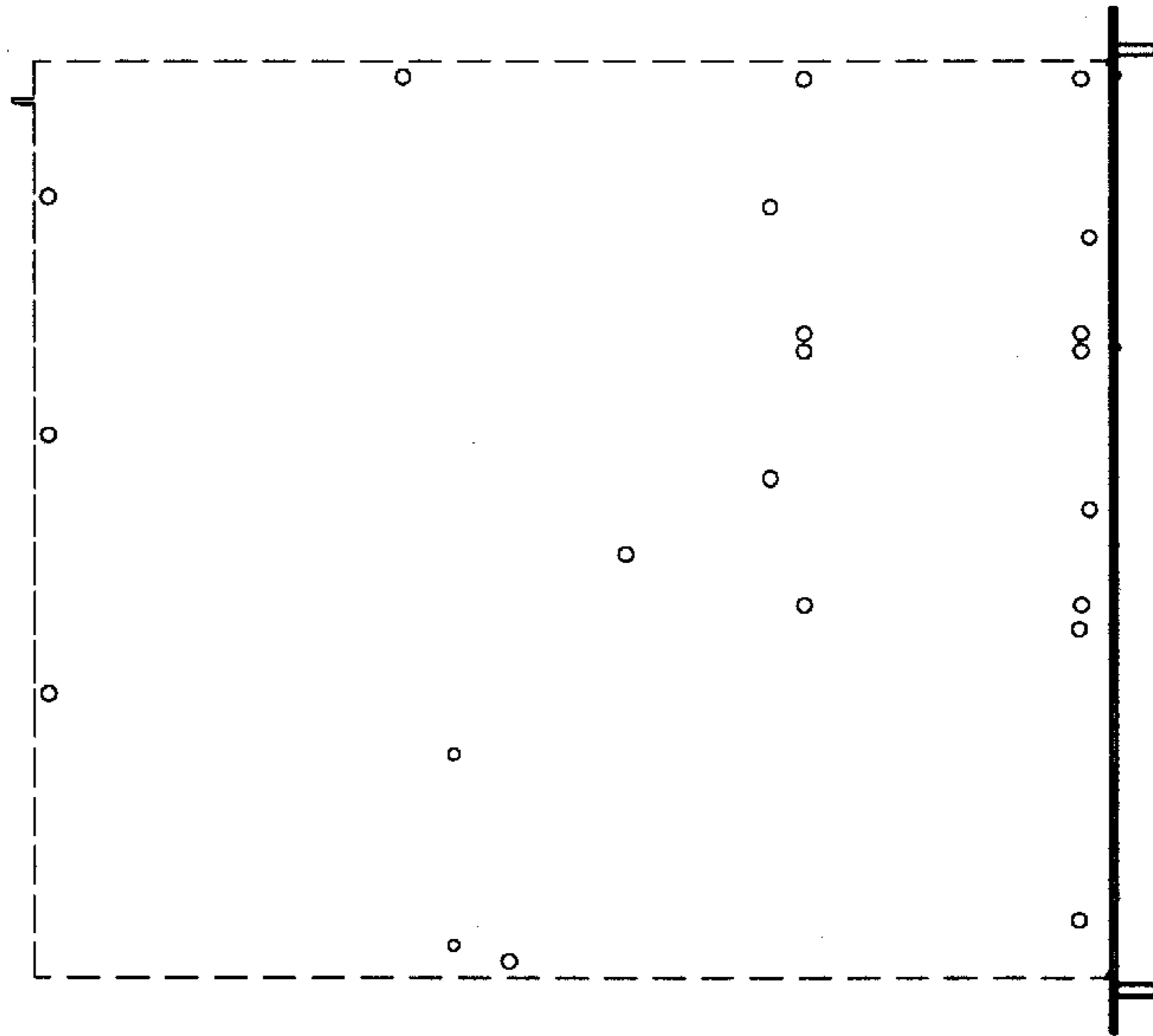
**FIG. 11**




**FIG. 7**



**FIG. 10**



**FIG. 12**



**FIG. 9**