



US00D447481B1

(12) **United States Design Patent**  
**Wallace et al.**

(10) **Patent No.:** **US D447,481 S**  
(45) **Date of Patent:** **\*\* Sep. 4, 2001**

(54) **MEMORY CARD FOR USE WITH PORTABLE ELECTRONIC DEVICES**

(75) Inventors: **Robert F. Wallace**, Suunnyvale; **Robert C. Miller**, San Jose, both of CA (US)

(73) Assignee: **SanDisk Corporation**, Sunnyvale, CA (US)

(\*\*) Term: **14 Years**

(21) Appl. No.: **29/109,632**

(22) Filed: **Aug. 19, 1999**

**Related U.S. Application Data**

(63) Continuation-in-part of application No. 29/085,918, filed on Apr. 1, 1998.

(51) **LOC (7) Cl.** ..... **14-02**

(52) **U.S. Cl.** ..... **D14/436**

(58) **Field of Search** ..... D14/432-38; 235/492, 235/487, 380-1, 441; 365/52; 463/43-7; D8/347

(56) **References Cited**

**U.S. PATENT DOCUMENTS**

D. 345,686 \* 4/1994 Boehner .

D. 434,396 \* 11/2000 Iwasaki .

D. 434,418 \* 11/2000 Shinada .

4,532,419 7/1985 Takeda .

5,257,414 10/1993 Trahan et al. .

5,724,545 3/1998 Skorski .

5,926,365 7/1999 Roelofs et al. .

5,935,497 8/1999 Rose .

\* cited by examiner

*Primary Examiner*—M. H. Tung

(74) *Attorney, Agent, or Firm*—Skjerven Morrill MacPherson LLP

(57) **CLAIM**

The ornamental design for a memory card for use with portable electronic devices, as shown.

**DESCRIPTION**

FIG. 1 is a top, front and left side isometric view of a memory card for use with portable electronic devices of the new design;

FIG. 2 is a top plan view thereof;

FIG. 3 is a left side elevational view thereof;


FIG. 4 is a front elevational view thereof;


FIG. 5 is a bottom plan view thereof;

FIG. 6 is a right side elevational view thereof; and,


FIG. 7 is a rear elevational view thereof.

**1 Claim, 1 Drawing Sheet**





**FIG.\_1**


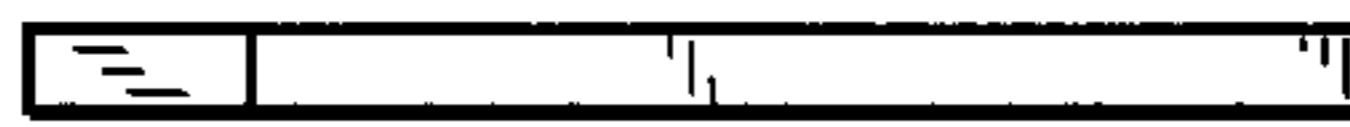


**FIG.\_2**



**FIG.\_3**

**FIG.\_4**



**FIG.\_5**



**FIG.\_6**

**FIG.\_7**

